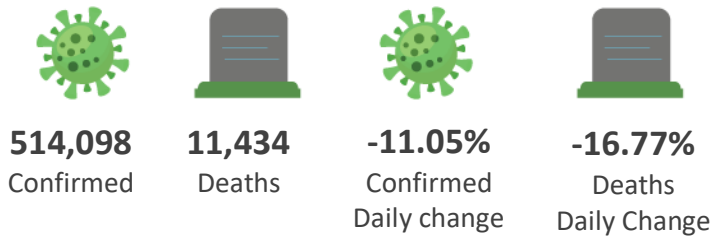
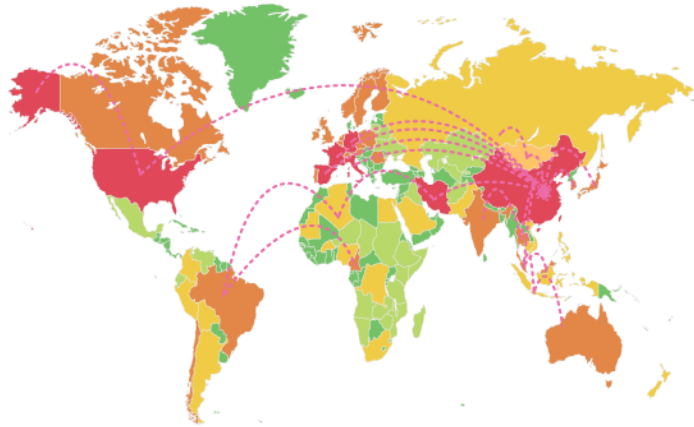


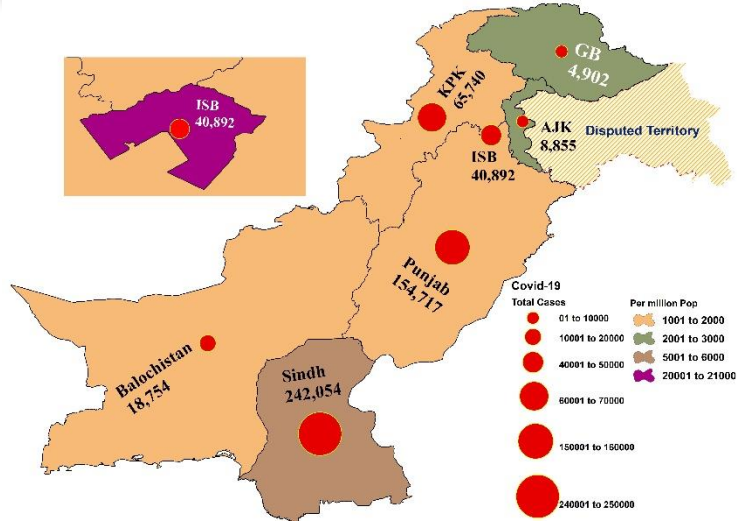


COVID-19 SITUATION REPORT

GLOBAL UPDATES (Last 24hr)

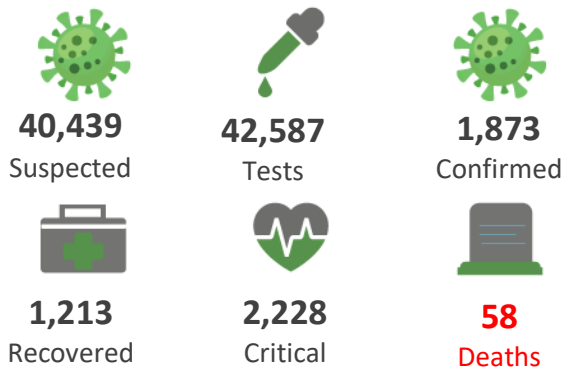


TOTAL CASES & CASES PER MILLION POP.



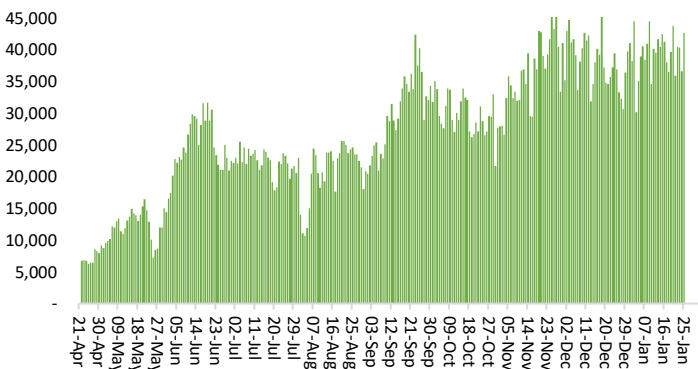
Pakistan reported **1,873** new cases of COVID-19 on **25 January 2021**. The total number of cases notified since the beginning of the outbreak is **535,914** with **11,376** deaths (**CFR: 2.12%**). Out of the total **34,412** currently active cases **2,703** cases are hospitalized.

PAKISTAN UPDATES (Last 24hr)



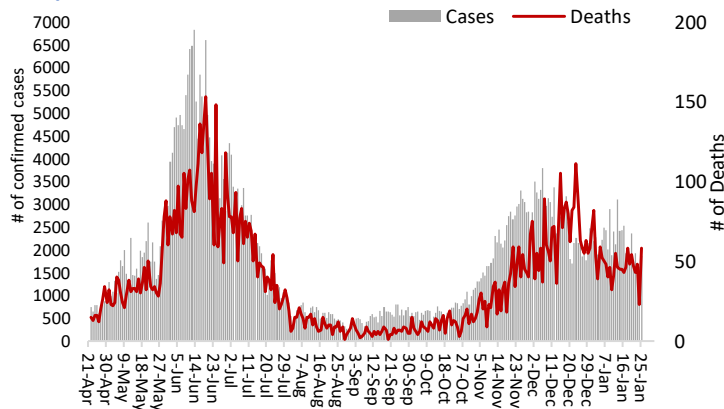
LAB TEST (PCR + RA) CONDUCTED BY DATE

21-April 2020 - 25-Jan 2021

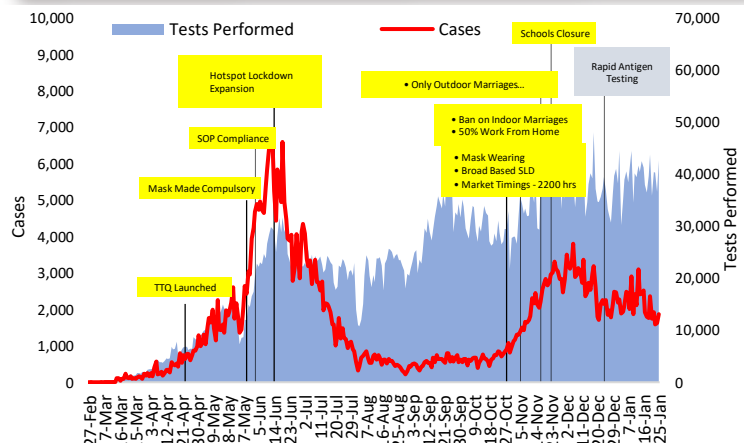


INCIDENCE & DEATHS BY DATE

21-April - 25-Jan 2021



TESTS PERFORMED VS CASES



Funds

Funds Requested: 34 Million USD
Gaps: 14.98 Million USD

WHO appreciates the contribution of donors (DFID, BMGF, DFATD Canada, JICA, UNOCHA, ECHO, South Korea, Czech Republic and Germany) to support Government of Pakistan towards COVID-19 through WHO Pakistan.

MEETINGS & COORDINATION

On 20th January 2021, World Health Organization Pakistan in collaboration with the Provincial Health Department Sindh, conducted an orientation session for the District Health Management Teams on surveillance of notifiable diseases and SARI/ILI sentinel surveillance. The session was conducted at the Director Health Services Karachi Office.

Objective of the session was to advocate for the SARI/ILI Sentinel surveillance and surveillance of notifiable diseases. A total of 20 participants including District Health Officers, District Surveillance Officers and district Focal Persons of the Karachi Division attended the session.

During the meeting, Department of Health Sindh with technical support from WHO suboffice Sindh finalized the district training plans on notifiable diseases and SARI/ILI surveillance.



POSITIVITY RATE BY MAJOR CITIES/DISTRICTS

Last 24 hrs

City/District	Tests Conducted last 24hrs	Tests Positive last 24hrs	Positivity Rate
Mirpur	64	12	18.8%
Karachi	4,983	578	11.6%
Peshawar	1,052	108	10.3%
Lahore	6,407	373	5.7%
Multan	689	25	3.6%
Rawalpindi	828	25	3.1%
Faisalabad	1,543	47	2.9%
Bahawalpur	475	12	2.5%
Islamabad	5,778	75	1.3%
Quetta	287	3	1.0%
Swat	254	2	0.8%
Gujranwala	283	2	0.7%
Abbotabad	403	1	0.2%
Gilgit	62	0	0.0%
Muzaffarabad	32	0	0.0%

SUMMARY TABLE (MAJOR CITIES/DISTRICTS)

Districts	Hospitalized				Home or elsewhere Isolation
	Stable	On low flow oxygen	On High flow oxygen	On Vent	
Faisalabad	06	08	59	01	247
Gujranwala	00	00	03	01	51
Lahore	217	53	114	92	2432
Multan	08	48	24	27	326
Rawalpindi	35	59	53	05	273
Karachi	78	153	538	81	15,644
Hyderabad	00	33	01	00	879
Abbotabad	00	15	01	00	58
Peshawar	00	35	226	41	1,172
Swat	00	01	15	01	109
Quetta	00	00	06	00	102
Islamabad	12	53	72	30	1,414
Muzaffarabad	01	00	01	00	16
Gilgit	00	02	02	00	01

SUMMARY TABLE BY PROVINCE

Provinces	Lab Status				Hospitalized				Home Isolation	Total Recovered	Total Deaths
	Tested		Positive		Stable	Oxygen		On Vent.			
	Last 24hrs	Total (PCR+RA)	Last 24hrs	Total		On low flow	On High flow				
AJK	240	107,013	30	8,855	03	08	19	00	288	8,280	257
Balochistan	290	173,389	04	18,754	00	00	06	00	262	18,293	193
GB	330	75,524	00	4,902	00	04	02	00	19	4,775	102
Islamabad	5,778	951,788	77	40,892	12	53	72	30	1,414	38,843	468
KP	6,084	915,783	208	65,740	00	131	315	46	2,838	60,562	1,848
Punjab	18,156	2,844,554	700	154,717	370	276	292	153	9,597	139,421	4,608
Sindh	11,709	2,654,778	854	242,054	90	190	550	81	17,291	219,952	3,900

Contact Details

Dr Palitha Mahipala
WHO Representative
WHO Country Office
Islamabad – Pakistan
Tel: +92 51 9255183
Email: mahipalap@who.int

Dr Michael Lukwiya
Incident Manager
WHO Country Office
Islamabad - Pakistan
Tel: +92 51 9255184
Email: lukwiyam@who.int