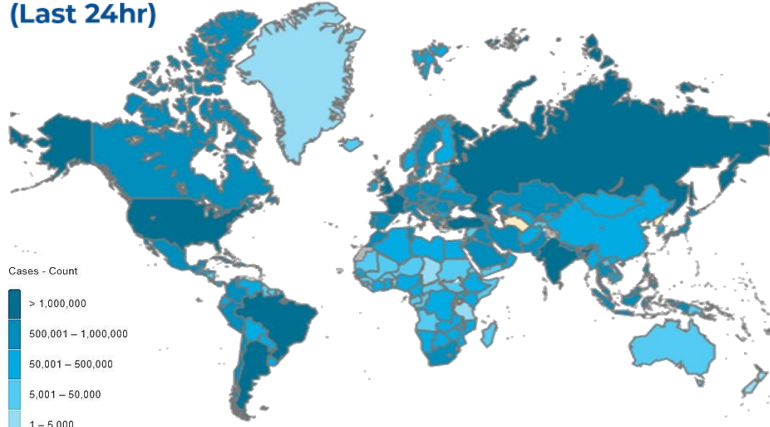




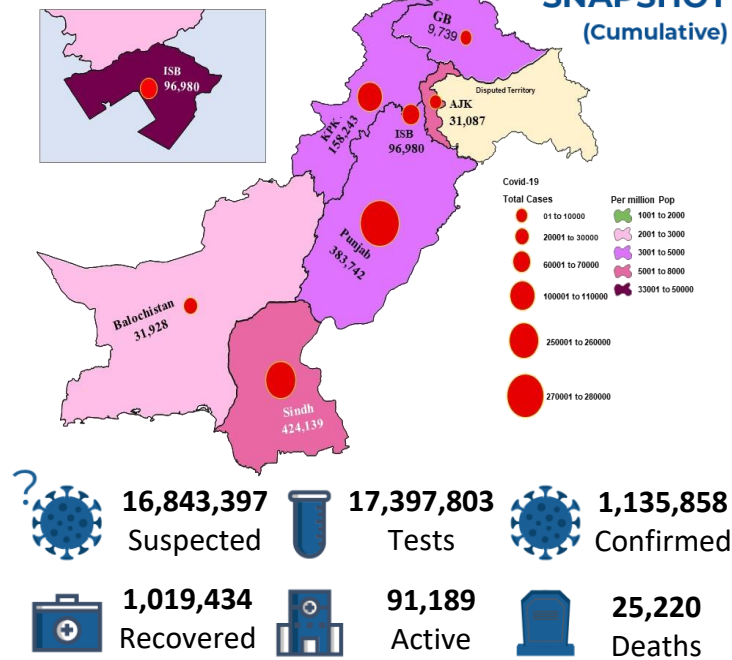
GLOBAL UPDATES (Last 24hr)



Cases - Count

- > 1,000,000
- 500,001 - 1,000,000
- 50,001 - 500,000
- 5,001 - 50,000
- 1 - 5,000
- 0
- No Reported Data
- Not Applicable

PAKISTAN COVID-19 SNAPSHOT (Cumulative)



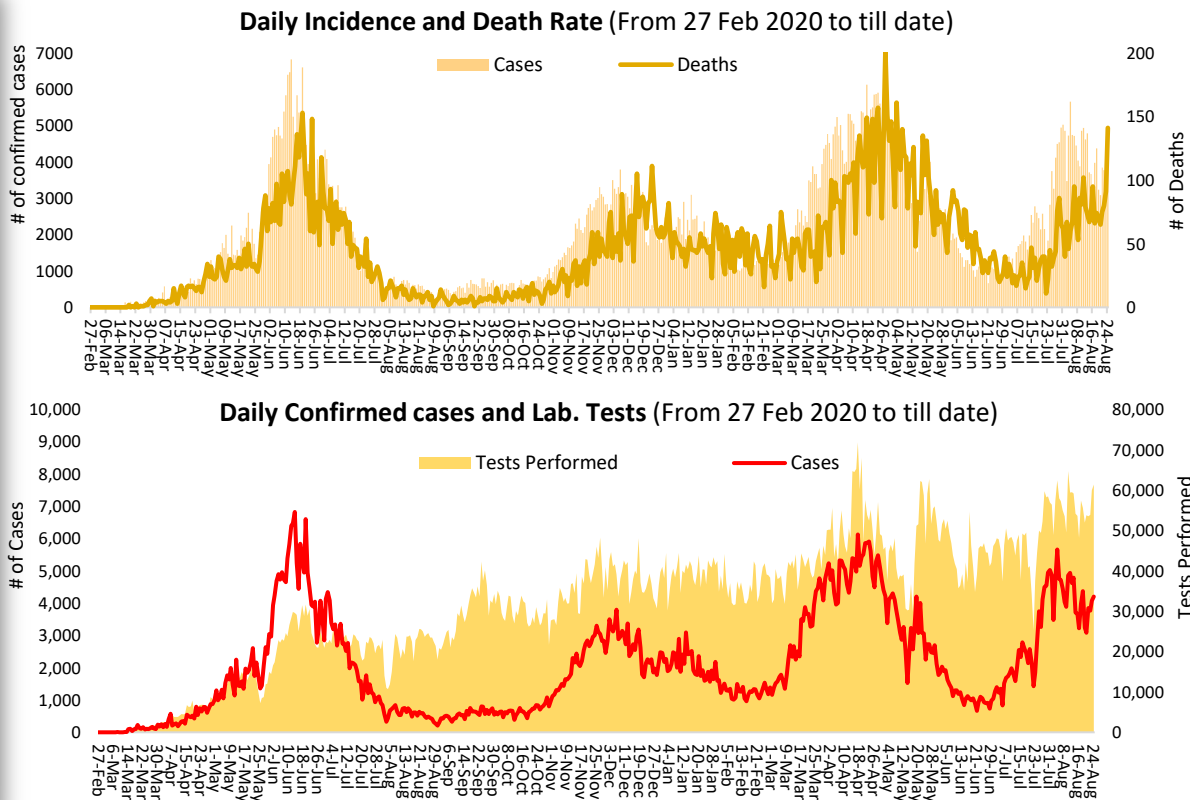
434,852 Confirmed	7,192 Deaths	-28.06% Daily Changes	-25.06% Daily Changes	4,619,976,274 Vaccine doses	16,843,397 Suspected	17,397,803 Tests	1,135,858 Confirmed
1,019,434 Recovered	91,189 Active	25,220 Deaths					

PAKISTAN SNAPSHOT (LAST 24hr)

60,969 Suspected	61,410 Tests	4,199 Confirmed	3,915 Recovered	5,586 Critical	141 Deaths
----------------------------	------------------------	---------------------------	---------------------------	--------------------------	----------------------

PAKISTAN VACCINE STATS

	First Dose 37,923,650
	Last 24 hrs: 665,152
	Fully Vaccinated 13,970,584
	Last 24 hrs: 456,307
	Total Doses Administrated 47,802,106
	Last 24 hrs: 1,051,531



FUNDS

Funds Requested: 34 Million USD
Gaps: 14.98 million USD

WHO appreciates the contribution of donors (FCDO, BMGF, DFATD Canada, JICA, UNOCHA, ECHO, South Korea, Czech Republic and Germany) to support Government of Pakistan towards, COVID-19 through WHO Pakistan

Meetings & Coordination



On 24th August 2021, WHO Country Representative Pakistan, Dr Palitha Mahipala, chaired the coordination meeting of partners in the SDG3 Global Action Plan (GAP). The meeting took place at the WHO country office, Islamabad and was attended by Participants from UNICEF, UNFPA, UNAIDS, Gavi, World Bank, Global Financing Facility, the Global Fund and WHO Country Office.

Dr Palitha welcomed the GAP partners and appreciated their active participation in GAP mission held from March 1 – 5, 2021. He implored the partners to continue supporting PHC activities, which he noted as the vehicle towards the attainment of Universal Health Coverage and Sustainable Development Goals. The partners pledged to improve coordination of support to the government to enhance efficiency in the quest for accelerated progress towards SDGs.

Positivity Rate by Major Cities/Districts

Districts	Daily Trend	Test Conducted (Last 24hrs)	Positive Cases (Last 24hrs)	Positivity Rate (%)
Abbottabad		385	27	7.0%
Swat		521	16	3.1%
Peshawar		1294	209	16.2%
Faisalabad		1418	91	6.4%
Gujernawala		577	20	3.5%
Gujrat		609	10	1.6%
Lahore		7564	748	9.9%
Multan		848	51	6.0%
Rawalpindi		1298	68	5.2%
Islamabad		4609	209	4.5%
Karachi		6951	932	13.4%
Hyderabad		1834	192	10.5%
Mirpur		168	20	11.9%
Muzaffarabad		197	25	12.7%

Summary Table (Major Cities /Districts)

Districts	Hospitalized				Home or elsewhere Isolation
	Stable	On low flow oxygen	On High flow oxygen	On Vent	
Mirpur	03	04	13	00	324
Muzaffarabad	01	02	13	00	575
Quetta	00	00	06	00	170
Gilgit	00	17	17	00	98
Islamabad	27	143	195	51	5,214
Abbottabad	00	94	112	00	382
Peshawar	00	52	428	36	1,736
Swat	00	81	102	07	04
Bahawalpur	00	17	80	18	23
Faisalabad	18	33	219	05	2,512
Gujranwala	00	09	80	12	02
Lahore	69	67	326	145	2,432
Multan	01	166	07	70	1,024
Rawalpindi	05	71	176	28	138
Hyderabad	07	42	41	03	3,633
Karachi	133	182	593	87	44,054

Summary Table by Province

Provinces	Lab Status				Stable	Hospitalized			Home Isolation	Total Recovered	Total Deaths
	Tested		Positive			Oxygen		On Vent.			
	Last 24hrs	Total (PCR+RA)	Last 24hrs	Total		On low flow	On High flow				
AJK	1,393	270,407	222	31,087	09	23	60	01	3,746	26,562	686
Balochistan	2,390	392,268	63	31,928	09	02	08	00	487	31,084	338
GB	740	169,870	52	9,739	03	34	29	01	434	9,067	171
Islamabad	4,609	1,864,185	209	96,980	27	143	195	51	5,214	90,495	855
KP	10,575	2,595,205	522	158,243	00	671	993	46	5,890	145,804	4,839
Punjab	21,361	6,662,625	1,410	383,742	357	814	1,162	313	21,765	347,698	11,633
Sindh	20,342	5,443,243	1,721	424,139	177	253	696	91	47,485	368,724	6,713

Contact Details

Dr Palitha Mahipala
WHO Representative
WHO Country Office
Islamabad – Pakistan
Tel: +92 51 9255183
Email: mahipalap@who.int

Dr Michael Lukwiya
Incident Manager
WHO Country Office
Islamabad - Pakistan
Tel: +92 51 9255184
Email: lukwiyam@who.int