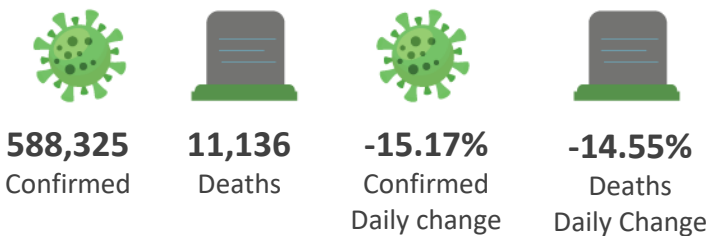





COVID-19 SITUATION REPORT

GLOBAL UPDATES (Last 24hr)

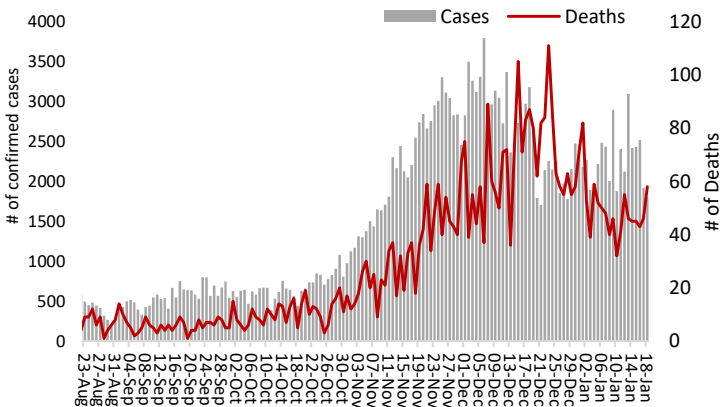


PAKISTAN UPDATES (Last 24hr)

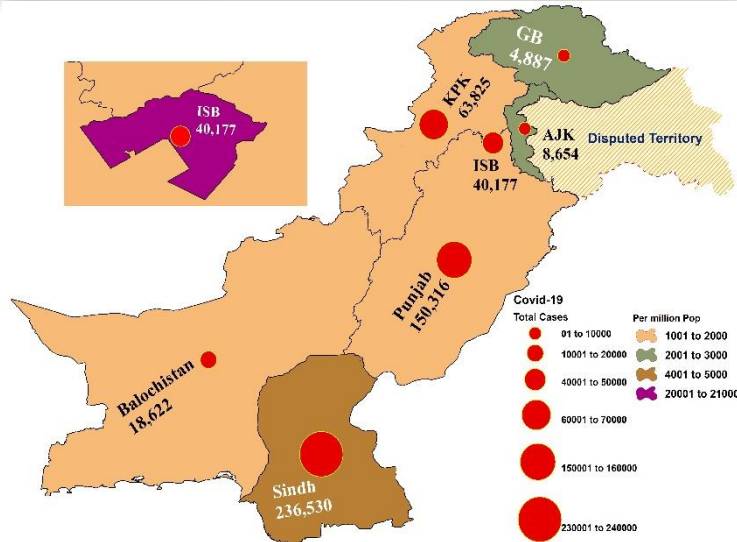


INCIDENCE & DEATHS BY DATE

23-Aug 2020 - 18-Jan 2021



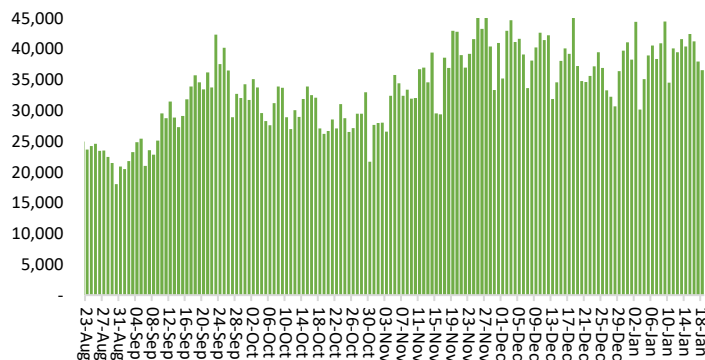
TOTAL CASES & CASES PER MILLION POP.



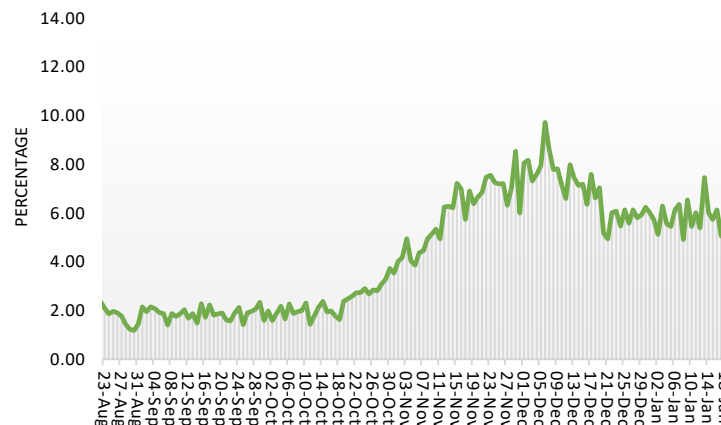
Pakistan reported **1,800** new cases of COVID-19 on **18 January 2021**. The total number of cases notified since the beginning of the outbreak is **523,011** with **11,055** deaths (**CFR: 2.11%**). Out of the total **35,485** currently active cases **2,840** cases are hospitalized.

LAB TEST (PCR + RA) CONDUCTED BY DATE

23-Aug 2020 - 18-Jan 2021



POSITIVITY RATE BY DATE



Funds

Funds Requested: 34 Million USD
Gaps: 14.98 Million USD

WHO appreciates the contribution of donors (DFID, BMGF, DFATD Canada, JICA, UNOCHA, ECHO, South Korea, Czech Republic and Germany) to support Government of Pakistan towards COVID-19 through WHO Pakistan.

MEETINGS & COORDINATION

On 15 January 2021, WHO Country Representative Pakistan, Dr Palitha Mahipala handed over donation of 20,000 COVID-19 Rapid Antigen Tests kits to the Chief Public Health Laboratories Division, National Institute of Health, Dr Muhammad Salman. The aim of the donation is to strengthen COVID-19 surveillance at the Points of Entry (POE) in accordance with the new travel guidelines for Pakistan.

While receiving the donation on behalf of Ministry of National Health Services, Regulations and Coordination, The Chief Public Health Laboratories Dr Muhammad Salman expressed his gratitude to WHO for their continued support to Pakistan in combating COVID-19 outbreak.



Dr Palitha Mahipala (Right), WHO Country Representative Pakistan, **Dr Michael Lukwiya (1st Left)**, Incident Manager and **Dr Muhammad Salman (2nd Left)**, Chief Public Health Laboratories Division, NIH.

POSITIVITY RATE BY MAJOR CITIES/DISTRICTS

Last 24 hrs

City/District	Tests Conducted last 24hrs	Tests Positive last 24hrs
Karachi	4,372	17.1%
Mirpur	62	14.5%
Peshawar	596	11.7%
Lahore	4,899	6.7%
Quetta	154	5.2%
Rawalpindi	664	4.2%
Swat	196	4.1%
Abbotabad	193	3.6%
Multan	682	3.4%
Bahawalpur	210	3.3%
Faisalabad	619	2.4%
Gilgit	60	1.7%
Islamabad	5,826	1.1%
Gujranwala	317	0.6%
Muzaffarabad	42	0.0%

SUMMARY TABLE (MAJOR CITIES/DISTRICTS)

Districts	Hospitalized				Home or elsewhere Isolation
	Stable	On low flow oxygen	On High flow oxygen	On Vent	
Faisalabad	06	08	58	02	247
Gujranwala	00	00	03	00	43
Lahore	222	54	122	94	2432
Multan	07	69	30	35	132
Rawalpindi	36	61	62	09	397
Karachi	85	170	568	92	16,441
Hyderabad	00	25	01	00	811
Abbottabad	00	15	02	01	73
Peshawar	00	35	224	39	1,294
Swat	00	02	16	00	75
Quetta	00	00	05	00	108
Islamabad	22	82	59	27	1,484
Muzaffarabad	00	01	01	00	27
Gilgit	00	02	00	00	00

SUMMARY TABLE BY PROVINCE

Provinces	Lab Status				Hospitalized				Home Isolation	Recovered	Deaths
	Tested		Positive		Stable	Oxygen		On Vent.			
	Last 24hrs	Total (PCR+RA)	Last 24hrs	Total		On low flow	On High flow				
AJK	252	104,479	23	8,654	02	05	19	00	247	8,138	243
Balochistan	259	169,747	10	18,622	00	00	05	00	317	18,110	190
GB	350	72,749	03	4,887	00	02	00	00	26	4,756	101
Islamabad	5,826	909,666	66	40,177	22	82	59	27	1,484	38,046	457
KP	6,075	870,907	210	63,825	00	136	330	42	3,177	58,348	1,791
Punjab	13,151	2,726,873	534	150,316	377	290	314	160	9,876	134,842	4,460
Sindh	10,600	2,587,663	954	236,530	98	201	577	92	17,518	214,231	3,813

Contact Details

Dr Palitha Mahipala
WHO Representative
WHO Country Office
Islamabad – Pakistan
Tel: +92 51 9255183
Email: mahipalap@who.int

Dr Michael Lukwiya
Incident Manager
WHO Country Office
Islamabad - Pakistan
Tel: +92 51 9255184
Email: lukwiyam@who.int