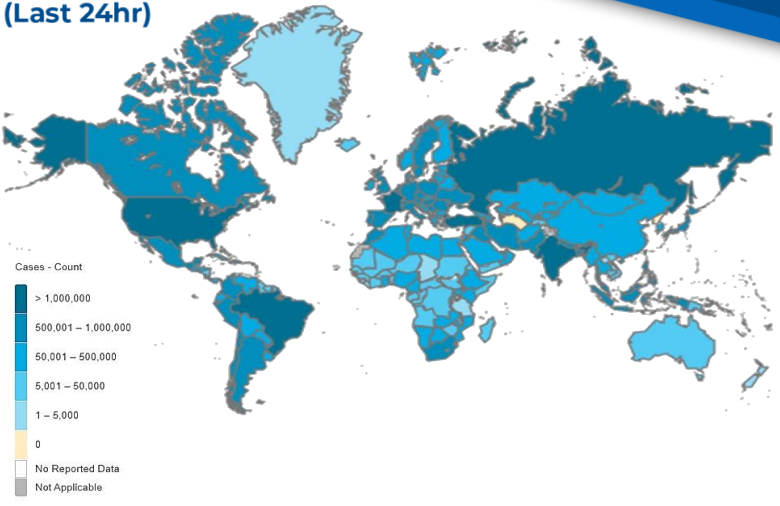


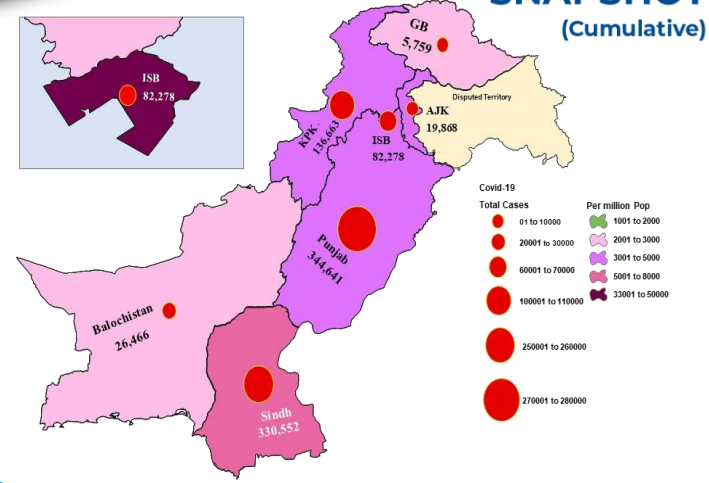
PAKISTAN COVID-19 SITUATION REPORT



GLOBAL UPDATES (Last 24hr)



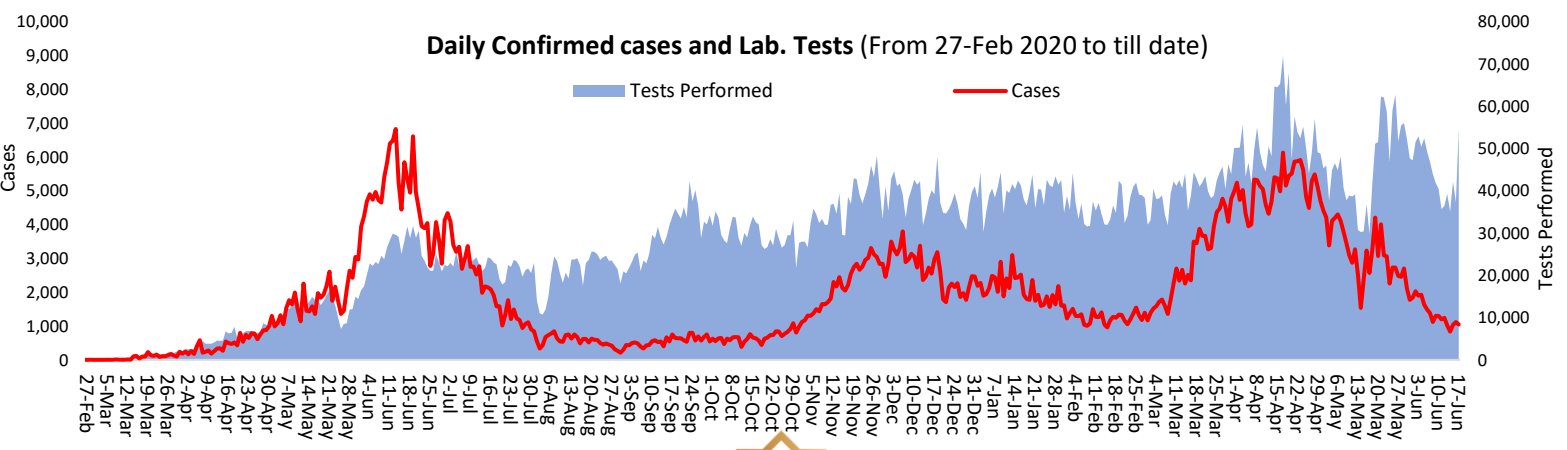
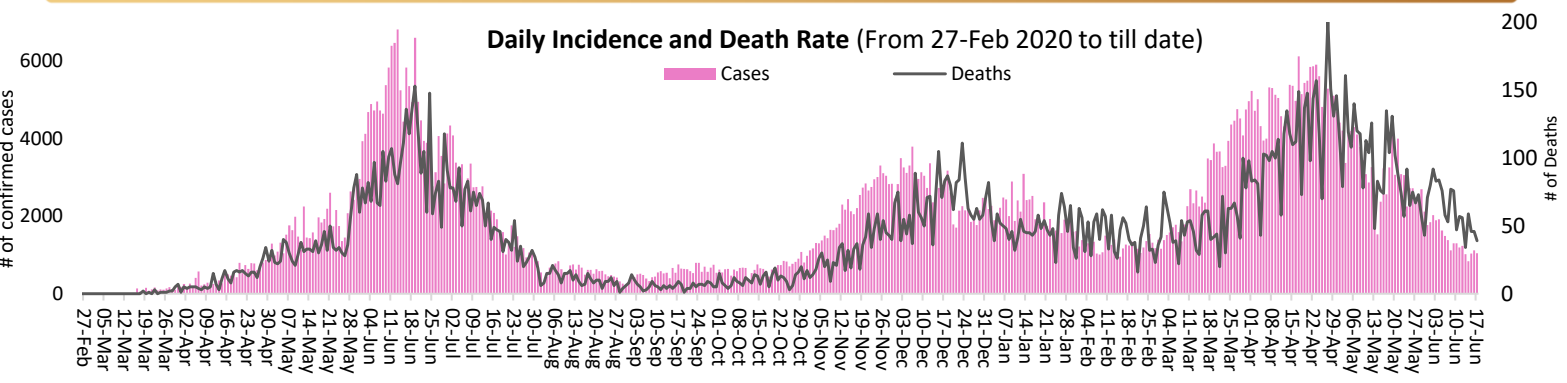
PAKISTAN COVID-19 SNAPSHOT (Cumulative)



382,341 Confirmed	10,097 Deaths	22.03% Daily Changes	21.88% Daily Changes	13,596,177 Suspected	14,026,336 Tests	946,227 Confirmed
888,505 Recovered	35,809 Active	21,913 Deaths				

PAKISTAN SNAPSHOT (LAST 24hr)

55,490 Suspected	54,647 Tests	1,043 Confirmed	1,410 Recovered	2,413 Critical	39 Deaths
----------------------------	------------------------	---------------------------	---------------------------	--------------------------	---------------------



FUNDS
Funds Requested: 34 Million USD
Gaps: 14.98 million USD

WHO appreciates the contribution of donors (FCDO, BMGF, DFATD Canada, JICA, UNOCHA, ECHO, South Korea, Czech Republic and Germany) to support Government of Pakistan towards, COVID-19 through WHO Pakistan.

Meeting and Coordination



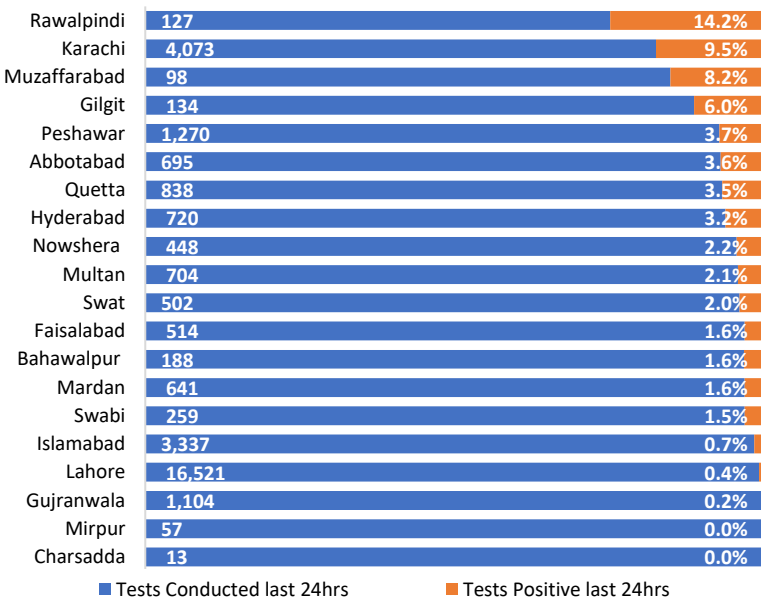
On 18th June 2021, WHO Country Representative Pakistan Dr Palitha Mahipala along with Additional Secretary Health Gilgit Mr Azam Khan inaugurated the WHO Supported EPI Center at Provincial HQ Hospital (PHQ) Gilgit-Baltistan. The inauguration ceremony was attended by District Health Officer, Gilgit, Dr Mubeen and Medical Superintendent PHQ Hospital Gilgit, Dr Farman Allah.

The EPI Centre at Provincial Head Quarter Gilgit-Baltistan was refurbished with support of WHO-Pakistan as a Model center and utilizes Electronic Immunization Registries (EIR) system for records keeping. The additional Secretary Health Gilgit-Baltistan appreciated WHO Pakistan for supporting the refurbishment of the EPI centre and stated that the centre will go a long way in improving immunization coverage in Gilgit-Baltistan.

The WR stated that additional 57 EPI Centers in Gilgit-Baltistan will be refurbished with WHO support.

Positivity Rate by Major Cities/Districts

Last 24 hrs



Summary Table (Major Cities /Districts)

Districts	Hospitalized				Home or elsewhere Isolation
	Stable	On low flow oxygen	On High flow oxygen	On Vent	
Mirpur	00	00	02	00	07
Muzaffarabad	02	07	08	00	86
Quetta	00	00	21	00	528
Gilgit	00	06	04	00	45
Islamabad	00	32	82	20	1,082
Abbottabad	00	55	06	00	235
Peshawar	00	28	166	23	03
Swat	00	07	38	01	83
Bahawalpur	00	03	13	13	120
Faisalabad	18	31	115	06	2,512
Gujranwala	00	03	13	07	01
Lahore	46	57	147	82	2,432
Multan	01	68	07	47	1,024
Rawalpindi	05	52	39	09	188
Hyderabad	00	09	03	00	1,961
Karachi	54	131	332	44	15,711

Summary Table by Province

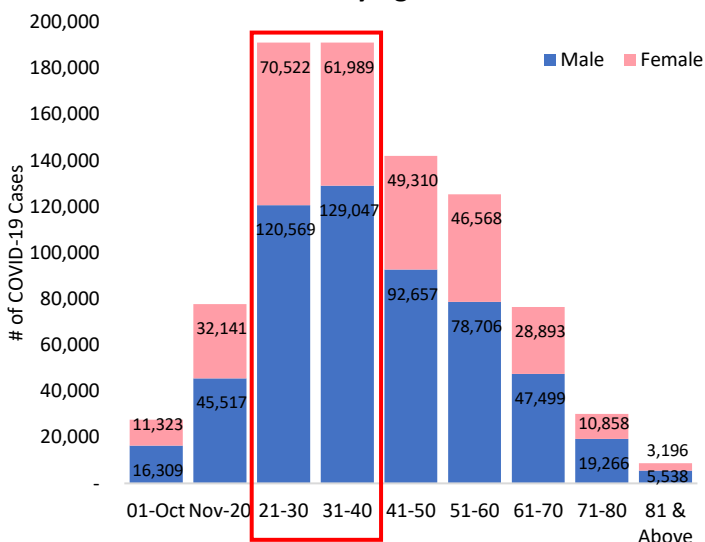
Provinces	Lab Status				Hospitalized				Home Isolation	Total Recovered	Total Deaths
	Tested		Positive		Stable	Oxygen		On Vent			
	Last 24hrs	Total (PCR+RA)	Last 24hrs	Total		On low flow	On High flow				
AJK	435	207,097	24	19,868	03	14	16	00	414	18,850	571
Balochistan	997	290,885	57	26,466	00	00	21	00	773	25,372	300
GB	384	127,352	14	5,759	00	09	07	00	89	5,546	108
Islamabad	3,337	1,648,553	25	82,278	00	32	82	20	1,082	80,289	773
KP	9,612	1,955,975	189	136,663	00	251	319	25	2,363	129,453	4,252
Punjab	25,661	5,444,824	129	344,641	177	411	439	191	9,244	323,576	10,603
Sindh	14,221	4,351,650	605	330,552	81	158	374	44	19,170	305,419	5,306

SARI/ILI Surveillance Summary, Week-23, 2021 (246 Sentinel Sites)

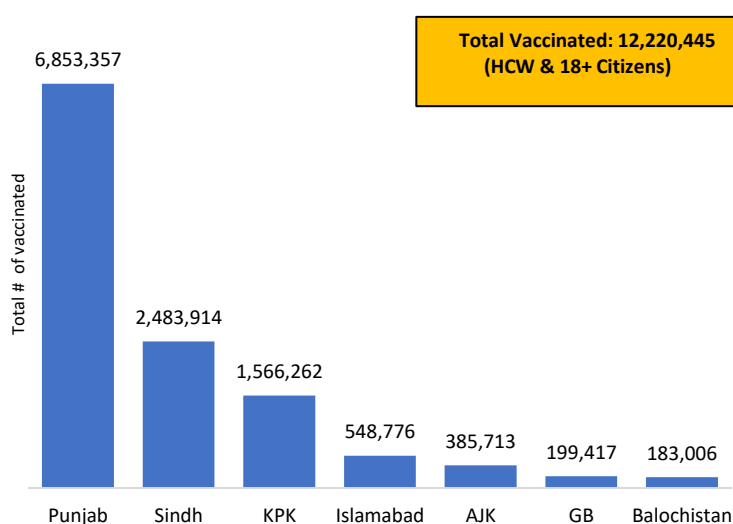
Province	SARI Cases					ILI Cases					Contact Tracing					Sentinel Sites			Bed Occupancy		
	Week-23					Week-23					Week-23					Week-23			Week-23		
	SARI Reported	Tested		Lab Positive		ILI Reported	Tested		Lab Positive		Contact Identified	Contact Lab Tested		Contact Lab Positive	Total Sentinel Sites	Sites Reported		Total Allocated Beds	Occupied Beds		
		No	%	No	%		No	%	No	%		No	%			No	%		No	%	
Islamabad	98	98	100.0	16	16.3	156	82	52.6	10	12.2	270	182	67.4	54	29.7	7	7	100.0	937	185	19.7
Punjab	1076	1065	98.9	56	5.3	1971	1647	83.6	61	3.7	1410	1402	99.4	17	1.2	45	45	100.0	4997	577	9.6
Sindh	510	499	97.8	95	19.0	1293	682	52.7	57	8.4	1587	982	61.9	183	18.6	65	65	100.0	7520	3232	13.0
KP	412	411	99.8	142	34.6	5042	4841	96.1	443	9.2	3602	3370	93.5	118	3.5	30	30	100.0	1821	546	30.0
Balochistan	361	346	95.8	45	13.0	2857	1750	61.3	148	8.5	1136	1084	95.4	22	2.0	84	80	95.2	389	37	9.5
AJK	405	405	100.0	95	23.4	333	333	100.0	49	14.7	747	747	100.0	41	5.5	9	9	100.0	588	272	46.2
GB	9	8	88.9	1	12.5	625	560	89.6	13	2.3	0	0	0.0	0	0.0	6	4	66.7	11	5	45.4
Total	2871	2832	98.7	450	15.9	12277	9895	80.6	781	7.9	8752	7767	88.8	4355	5.6	246	240	97.6	16252	4854	29.9

COVID-19 Cases by Age & Gender and Vaccination Status

Confirmed by Age and Gender

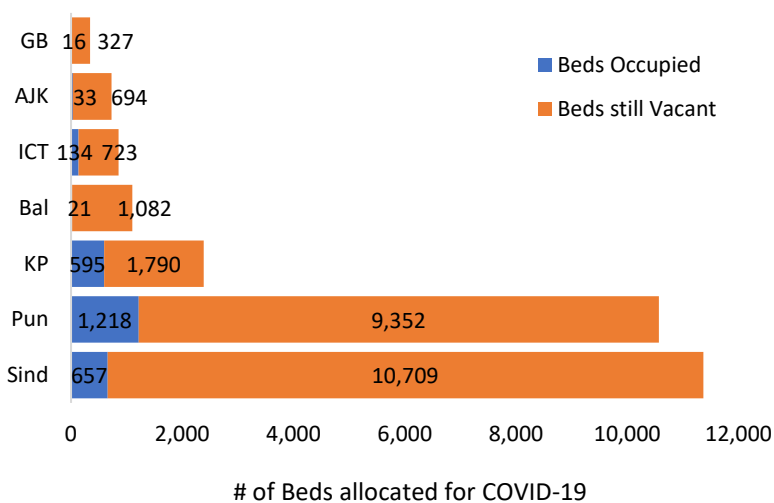


Status of Vaccination as of 18th June 2021

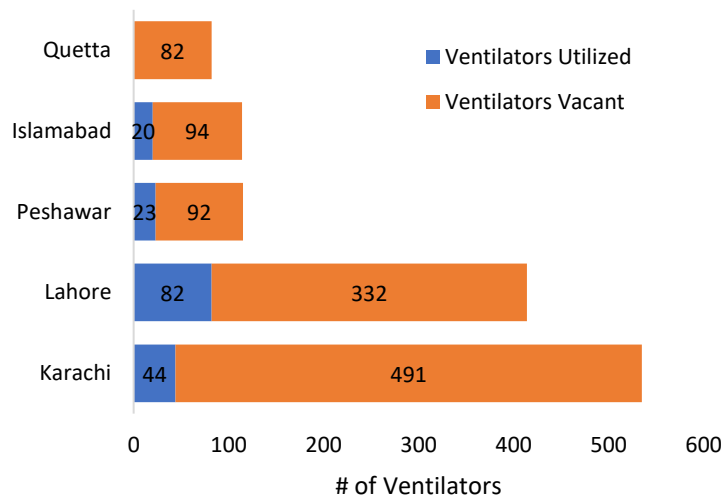


Health System Capacity

Dedicated COVID Bed Occupancy by Province



COVID Ventilator Utilization, Provincial Capitals



Contact Details

Dr Palitha Mahipala

WHO Representative
WHO Country Office
Islamabad – Pakistan
Tel: +92 51 9255183
Email: mahipalap@who.int

Dr Michael Lukwiya

Incident Manager
WHO Country Office
Islamabad - Pakistan
Tel: +92 51 9255184
Email: lukwiyam@who.int