

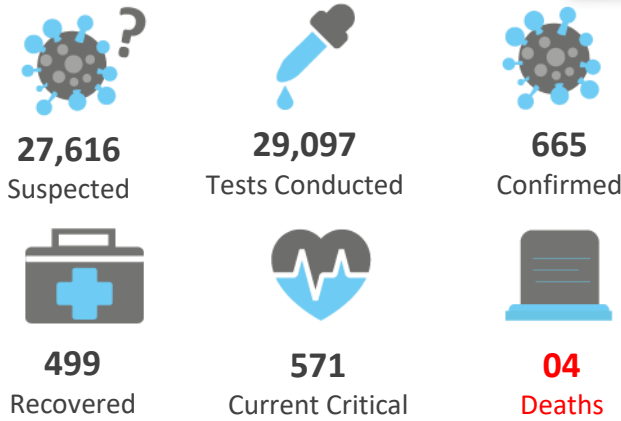


World Health Organization


# SITUATION REPORT

## COVID-19 PAKISTAN

### Daily COVID-19 Pakistan Updates (Last 24hrs)



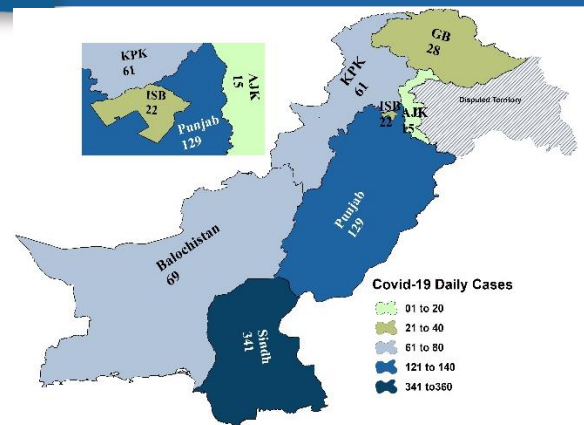
### Daily COVID-19 Global Updates (Last 24hrs)



### Executive Summary

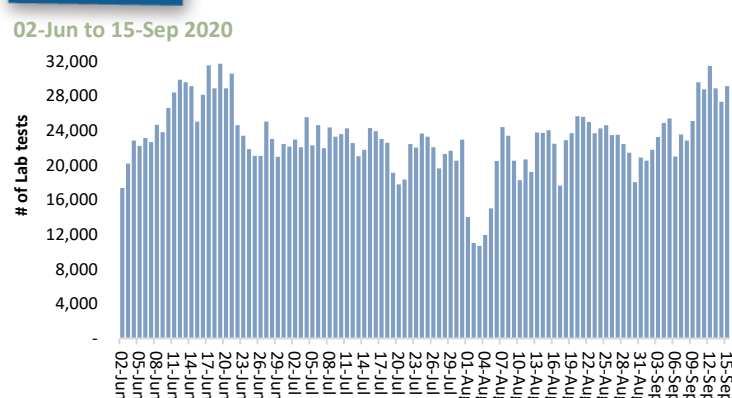
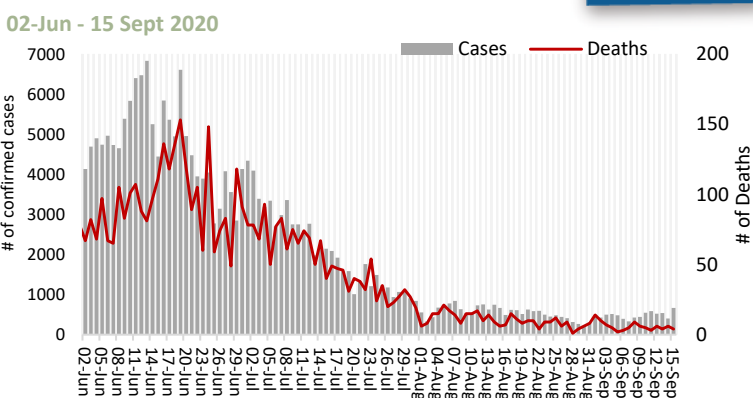
### Daily Incidence by Province

Pakistan reported **665** new cases of COVID-19 on **15 September 2020**. The total number of cases notified since the beginning of the outbreak is **303,089** with **6,393** deaths (CFR: **2.11%**). Out of the total **5,936** currently active cases, **995** cases are hospitalized, out of which **571 (57.38%)** are in critical condition. **4,941** COVID-19 positive cases are at designated isolation facilities or in-home isolation. A total of **290,760 (95.93%)** have recovered and discharged.



### Daily Incidence/Mortality

### Daily Lab Test conducted



### Funds

Funds Requested: 21,5 Million USD  
Gaps: 9.73 Million USD

WHO appreciates the contribution of donors (DFID, BMGF, DFATD Canada, JICA, UNOCHA, ECHO, South Korea, Czech Republic and Germany) to support Government of Pakistan respond to COVID-19 through WHO Pakistan.

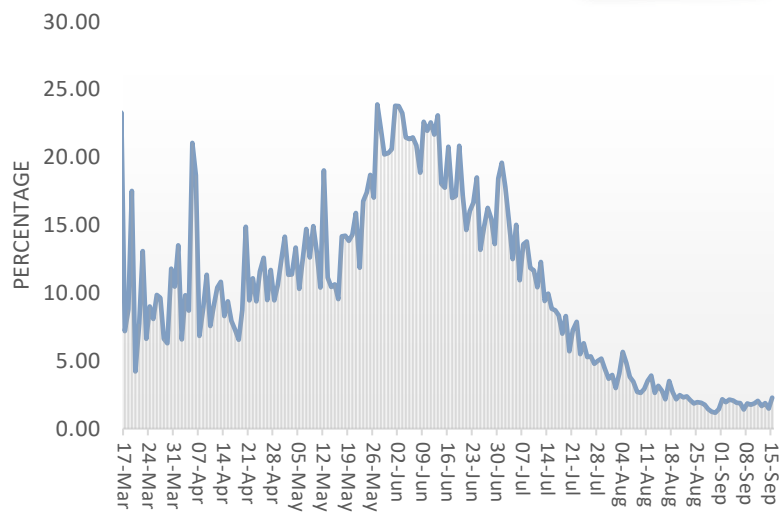


## Maintaining Essential Health Services

Yesterday, 15<sup>th</sup> September 2020, WHO country representative Pakistan, Dr Palitha Mahipala and Director General Ministry of National Health Services Regulations and Coordination, Dr Safi Malik participated in 1<sup>st</sup> progress report of stronger collaboration, better health: The global action plan for healthy lives and well being for all.

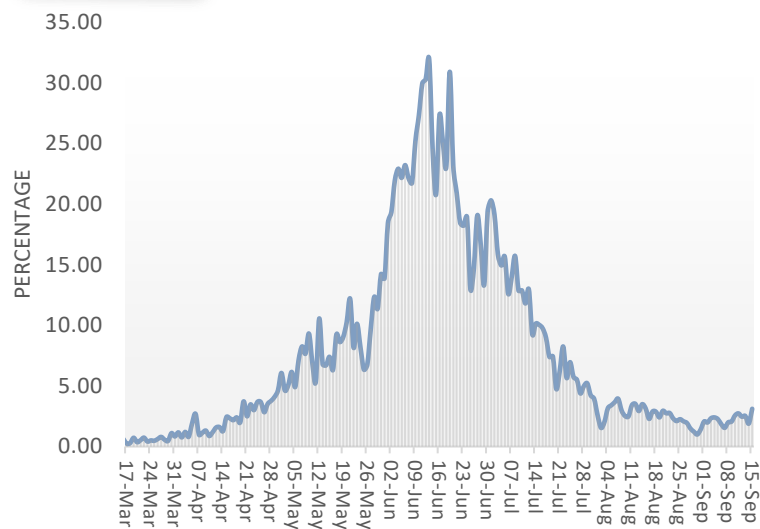
The launching of report was inaugurated by WHO Director General Dr Tedros Adhanom Ghebreyesus. Ministers, Ambassadors and senior officials from member states were presented at the occasion.

## Daily COVID-19 Positivity Rate



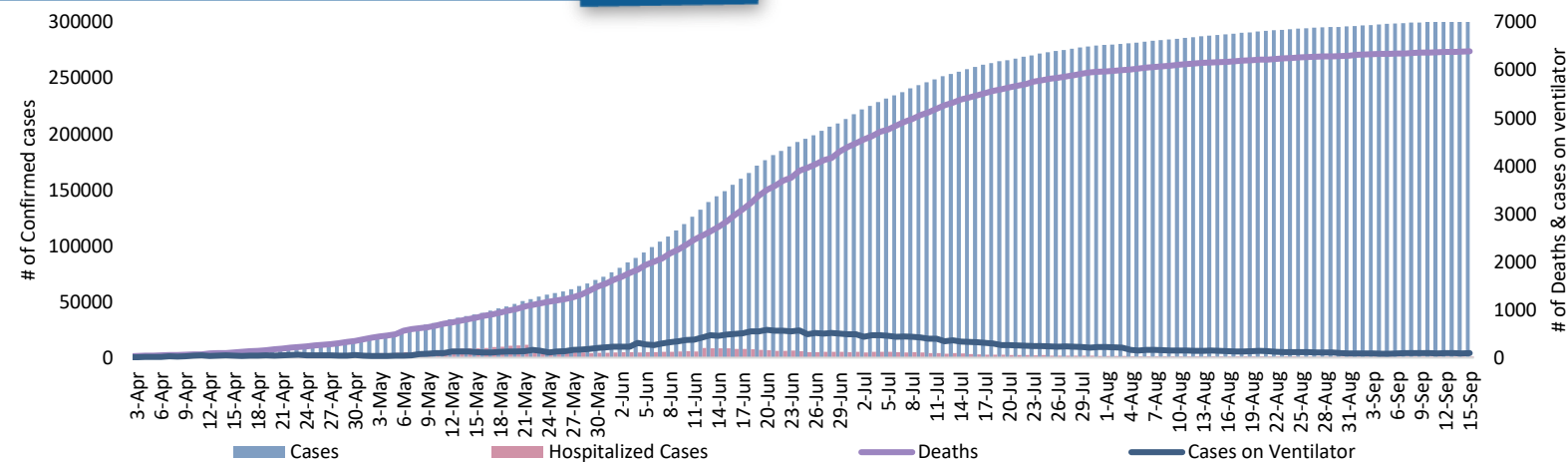
## Daily COVID-19 Attack rate

Per million population



## Trends of COVID-19 confirmed cases

Hospitalized, on Ventilators & Deaths



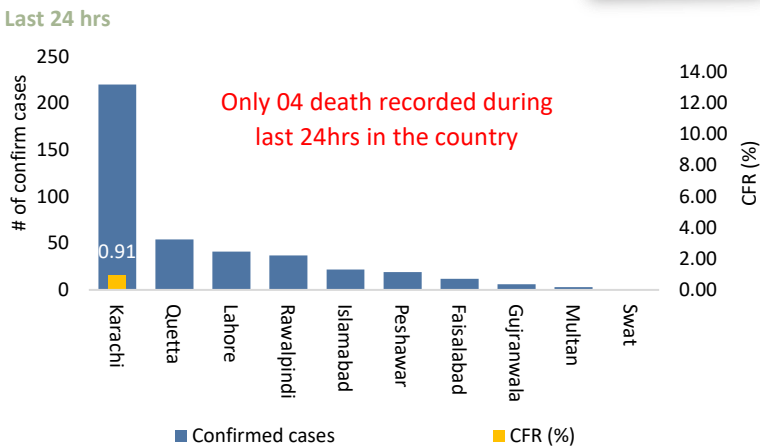
## Summary Table (Cumulative/current)

as of 16<sup>th</sup> September 2020

Lab Status (cumulative)		Hospitalized (current)			Home or elsewhere Isolation	Recovered	Deaths
Tested	Positive	Stable	On oxygen	On Vent.			
3,024,987	303,089	424	474	97	4,941	290,760	6,393

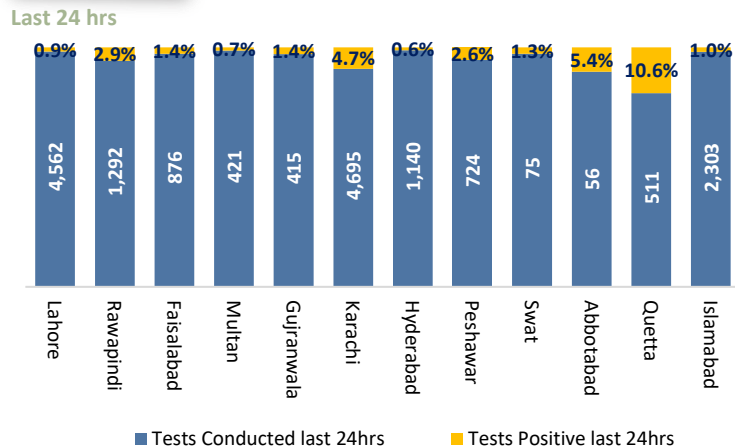
## COVID-19 Confirmed cases & CFR

by Major Cities / Districts



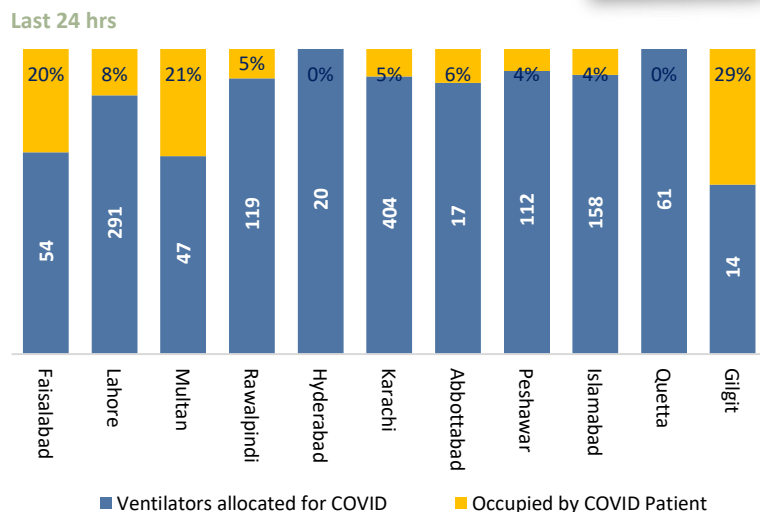
## COVID-19 Positivity rates

by Major Cities / Districts



## Occupied COVID-19 ventilators

by Major Cities / Districts



## Summary Table

by Major Cities / Districts

Districts	Hospitalized				Home or elsewhere Isolation
	Stable	On low flow oxygen	On High flow oxygen	On Vent.	
Lahore	47	26	87	24	176
Rawalpindi	12	22	08	06	03
Faisalabad	01	05	00	11	07
Multan	07	00	00	10	28
Gujranwala	85	00	27	01	156
Karachi	35	45	89	19	1,089
Hyderabad	02	05	03	00	109
Peshawar	00	04	23	04	82
Swat	00	01	00	00	27
Abbottabad	03	04	00	01	14
Quetta	00	01	00	00	554
Islamabad	13	16	04	07	336

## Summary Table by Province

As of 16<sup>th</sup> September 2020

Provinces	Lab Status		Hospitalized				Home or elsewhere Isolation	Recovered	Deaths
	Tested	Positive	Stable	On low flow Oxygen	On High flow Oxygen	On Vent.			
AJK	37,432	2,441	04	07	00	00	152	2,212	66
Balochistan	82,510	13,690	00	01	00	00	886	12,658	145
GB	27,079	3,297	21	27	03	04	304	2,859	79
Islamabad	309,319	15,984	13	16	04	07	336	15,430	178
KP	317,534	37,140	05	13	31	06	647	35,181	1,257
Punjab	1,092,209	97,946	267	80	146	61	479	94,693	2,220
Sindh	1,158,904	132,591	114	53	93	19	2,137	127,727	2,448

Source: Ministry of national health Services, regulations and coordination, National emergency operation center

### Contact Details

**Dr Palitha Mahipala**  
WHO Representative  
WHO Country Office  
Islamabad – Pakistan  
Tel: +92 51 9255183  
ail: mahipalap@who.int

**Dr Michael Lukwiya**  
Incident Manager  
WHO Country Office  
Islamabad - Pakistan  
Tel: +92 51 9255184  
Email: lukwiyam@who.int