

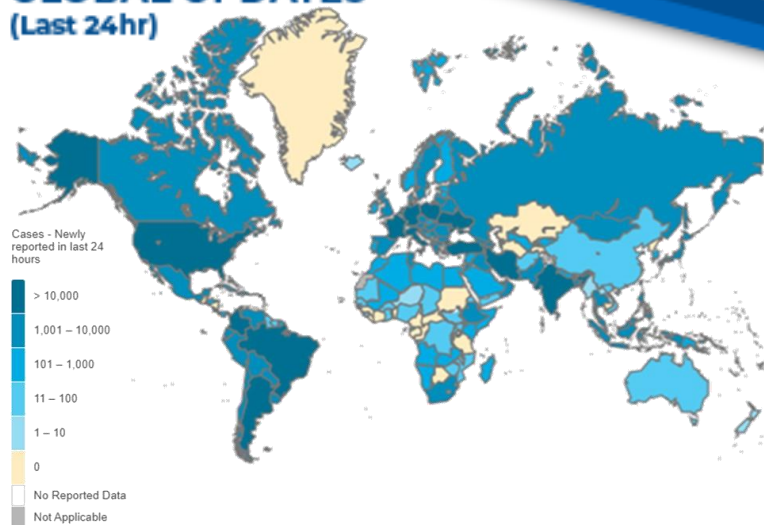


# PAKISTAN COVID-19 SITUATION REPORT

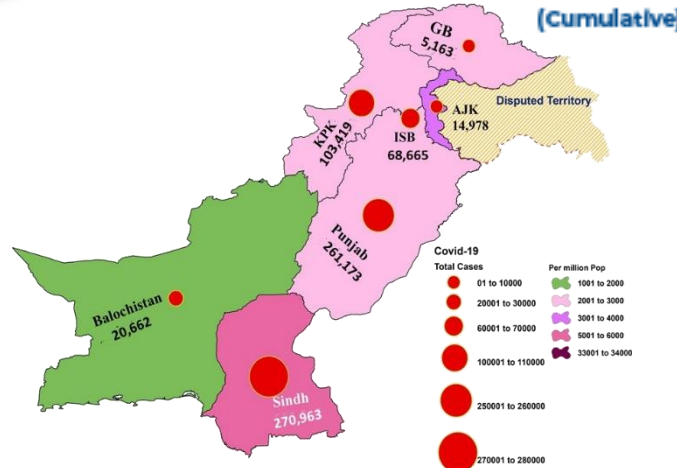


Thursday, 15<sup>th</sup> April 2021  
(1 year & 48 Days)

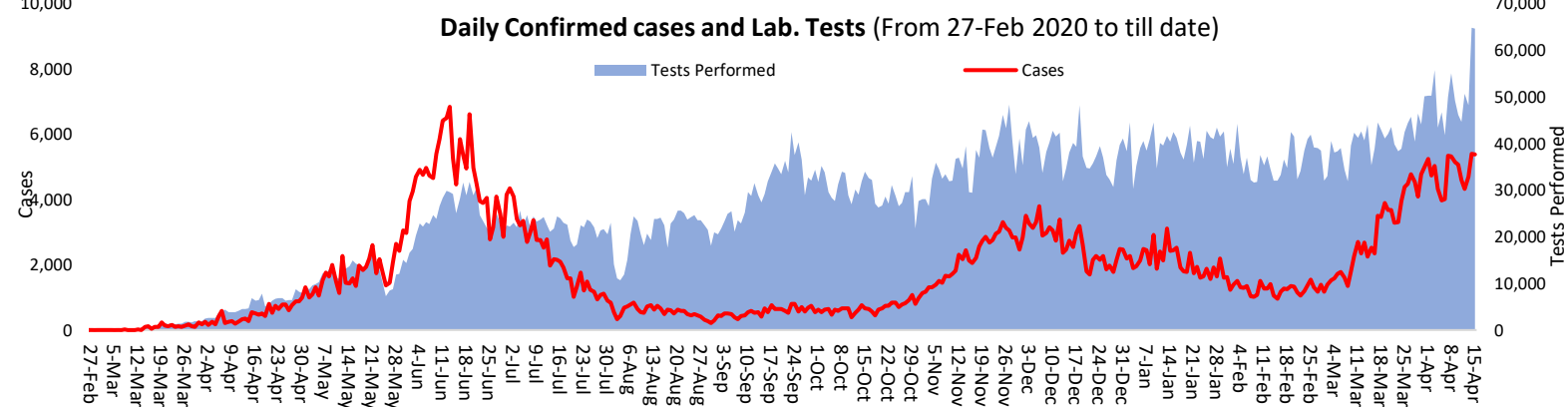
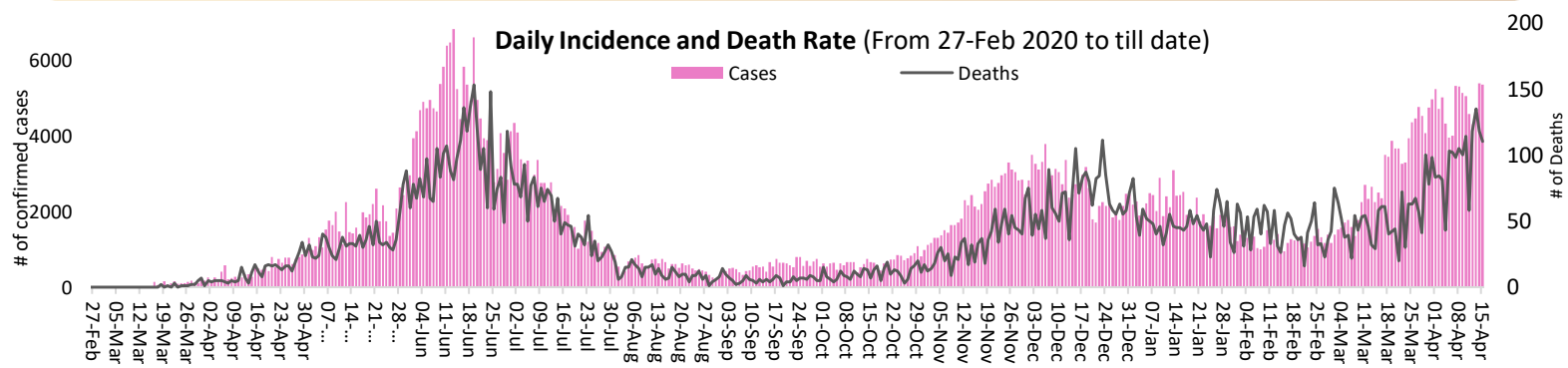

## GLOBAL UPDATES (Last 24 hr)



## PAKISTAN COVID-19 SNAPSHOT (Cumulative)



## PAKISTAN SNAPSHOT (LAST 24hr)



## FUNDS

Funds Requested: 34 Million USD

Gaps: 14.98 million USD

WHO appreciates the contribution of donors (FCDO, BMGF, DFATD Canada, JICA, UNOCHA, ECHO, South Korea, Czech Republic and Germany) to support Government of Pakistan towards, COVID-19 through WHO Pakistan.

## Meeting and Coordination



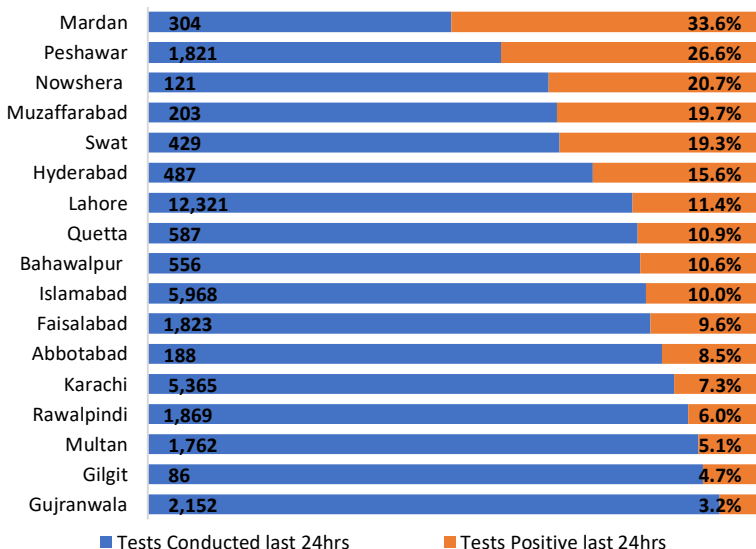
WHO Pakistan in collaboration with Provincial health department Balochistan conducted a baseline survey on patient safety standards from 6-9 April 2021 at Sheikh Khalifa Bin Zayed Hospital Quetta and Trauma Centre Quetta. Findings from the survey will guide the Provincial Health Department address the identified gaps and challenges on quality of health care services and patient safety.

After the survey, the team briefed the Secretary Health on the key findings who thereafter, appreciated WHO efforts on preventing patients from harm and medical errors while seeking treatment.

Patient safety and quality officers for both hospitals were notified by the Secretary health and are responsible for ensuring better patient safety standards in the respective health facilities.

### Positivity Rate by Major Cities/Districts

#### Last 24 hrs



### Summary Table (Major Cities /Districts)

Districts	Hospitalized				Home or elsewhere Isolation
	Stable	On low flow oxygen	On High flow oxygen	On Vent	
Mirpur	0	3	22	0	208
Muzaffarabad	7	10	11	1	488
Quetta	0	0	12	0	742
Gilgit	0	5	0	0	41
Islamabad	0	316	146	56	12,299
Abbotabad	0	21	74	0	244
Peshawar	0	54	591	52	2,932
Swat	0	105	66	2	1,020
Bahawalpur	0	4	8	7	794
Faisalabad	7	5	271	10	1,895
Gujranwala	0	0	35	22	62
Lahore	429	104	356	219	2,432
Multan	11	75	19	44	1,015
Rawalpindi	42	95	205	25	2,076
Hyderabad	0	13	5	0	689
Karachi	27	86	164	38	6,022

### Summary Table by Province

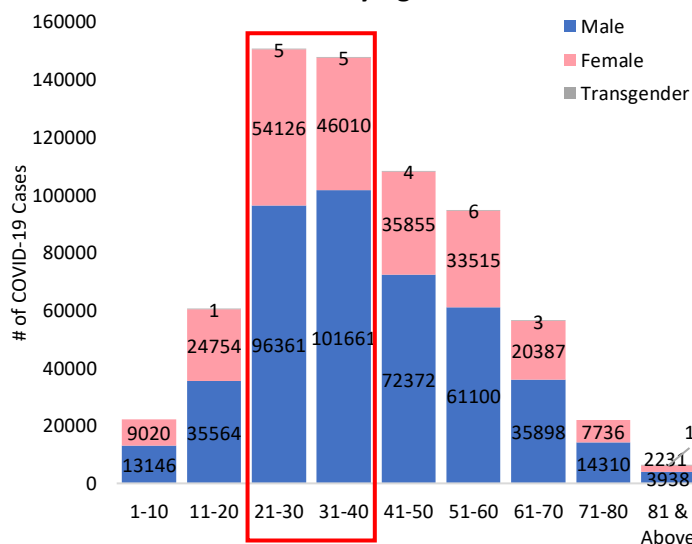
Provinces	Lab Status				Hospitalized				Home Isolation	Total Recovered	Total Deaths
	Tested		Positive		Stable	Oxygen		On Vent.			
	Last 24hrs	Total (PCR+RA)	Last 24hrs	Total		On low flow	On High flow				
AJK	951	162,908	159	15,137	15	25	49	01	2,137	12,487	423
Balochistan	1,019	222,344	82	20,662	00	00	12	00	886	19,542	222
GB	565	105,032	10	5,163	00	07	01	00	101	4,951	103
Islamabad	5,968	1,407,177	599	68,665	00	316	146	56	12,299	55,222	626
KP	7,739	1,476,291	1,129	103,419	00	507	1,005	62	11,729	87,320	2,796
Punjab	35,257	4,194,987	2,732	261,173	789	482	957	352	39,457	211,865	7,271
Sindh	12,982	3,438,513	653	270,963	39	103	183	38	6,671	259,388	4,541

# SARI/ILI Surveillance Summary, Week-14, 2021 (245 Sentinel Sites)

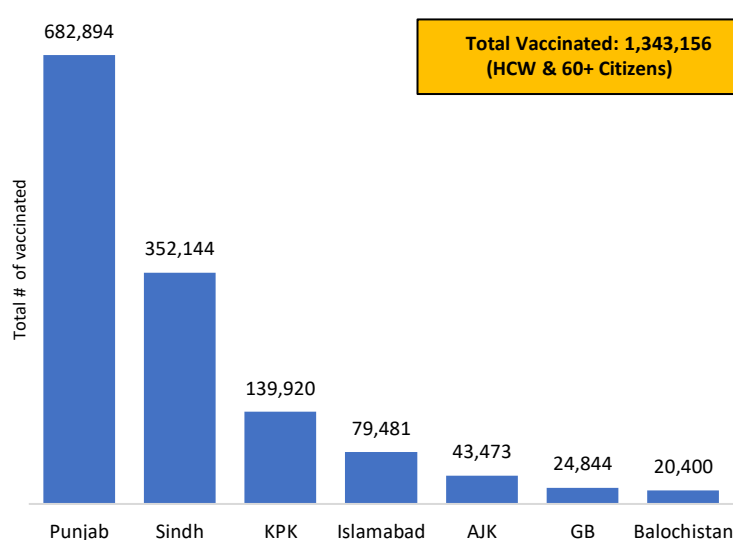
Province	SARI Cases					ILI Cases					Contact Tracing					Sentinel Sites			Bed Occupancy		
	Week-14					Week-14					Week-14					Week-14			Week-14		
	SARI Reported	Tested		Lab Positive		ILI Reported	Tested		Lab Positive		Contact Identified	Contact Lab Tested		Contact Lab Positive		Total Sentinel Sites	Sites Reported		Total Allocated Beds	Occupied Beds	
		No	%	No	%		No	%	No	%		No	%	No	%		No	%		No	%
Islamabad	470	470	100.0	150	31.9	380	150	39.5	13	8.7	1410	635	45.1	318	50.1	7	7	100.0	974	522	53.6
Punjab	1577	1554	98.5	309	19.9	2965	2374	80.1	279	11.7	5318	5271	99.1	135	2.6	50	50	100.0	4620	2069	44.8
Sindh	410	409	99.7	33	8.0	1351	718	53.1	57	7.9	1913	1584	82.8	78	4.9	65	62	95.4	7520	2985	39.7
KP	656	656	100.0	317	48.3	5464	5233	95.8	1261	24.1	5569	5320	95.5	711	13.4	30	30	100.0	1765	1157	65.5
Balochistan	277	268	96.7	35	13.0	2693	332	12.3	14	4.2	352	333	94.6	12	3.6	84	74	88.1	2836	225	7.9
AJK	498	498	100.0	192	38.5	535	535	100.0	123	22.9	1340	1340	100.0	88	6.6	9	9	100.0	588	328	55.8
<b>Total</b>	<b>3,888</b>	<b>3,855</b>	<b>99.1</b>	<b>1036</b>	<b>26.9</b>	<b>13,388</b>	<b>9342</b>	<b>69.8</b>	<b>1747</b>	<b>18.7</b>	<b>15,902</b>	<b>14483</b>	<b>91.1</b>	<b>1342</b>	<b>9.2</b>	<b>245</b>	<b>232</b>	<b>94.7</b>	<b>18303</b>	<b>7286</b>	<b>39.8</b>

## COVID-19 Cases by Age & Gender and Vaccination Status

Confirmed by Age and Gender

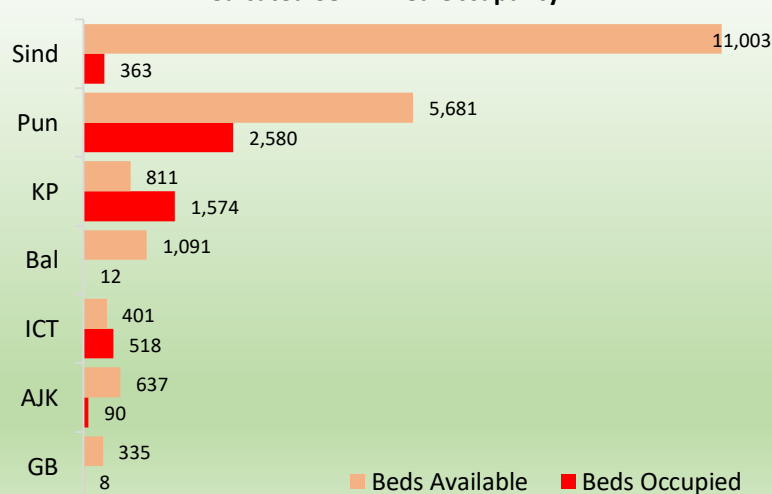


Status of Vaccination

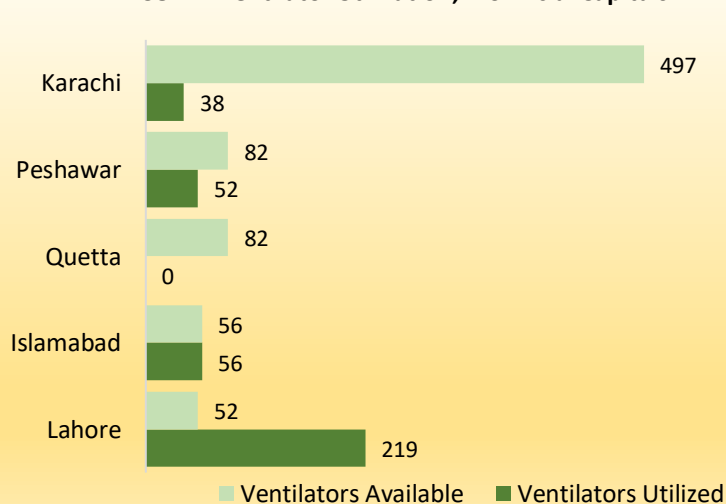


## Health System Capacity

Dedicated COVID Bed Occupancy



COVID Ventilator Utilization, Provincial Capitals



### Contact Details

**Dr Palltha Mahipala**

WHO Representative  
WHO Country Office  
Islamabad - Pakistan  
Tel: +92 51 9255183  
Email: mahipalap@who.int

**Dr Michael Lukwiyia**

Incident Manager  
WHO Country Office  
Islamabad - Pakistan  
Tel: +92 51 9255184  
Email: lukwiyam@who.int