

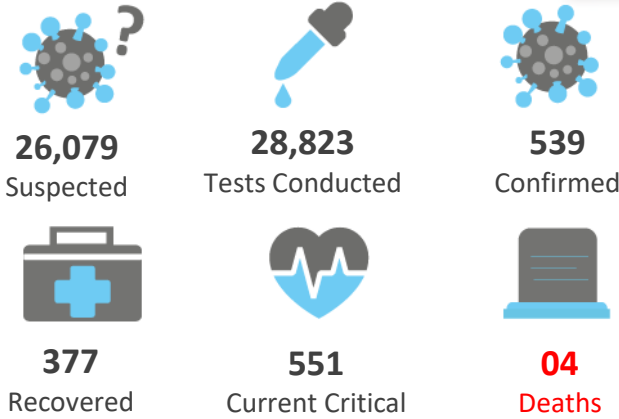


World Health Organization

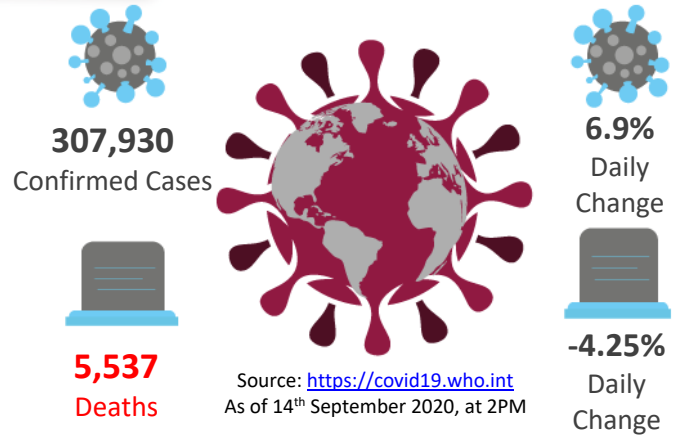
SITUATION REPORT

COVID-19 PAKISTAN

Daily COVID-19 Pakistan Updates (Last 24hrs)



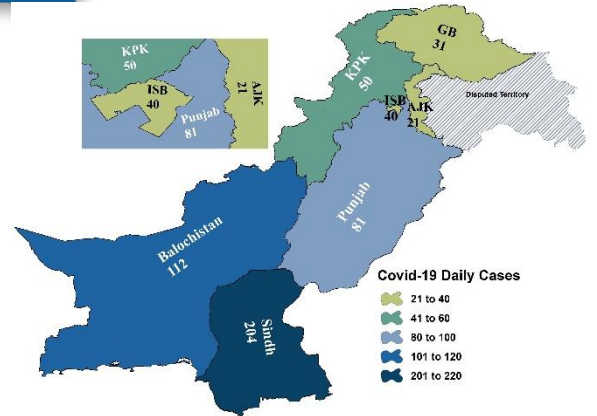
Daily COVID-19 Global Updates (Last 24hrs)



Executive Summary

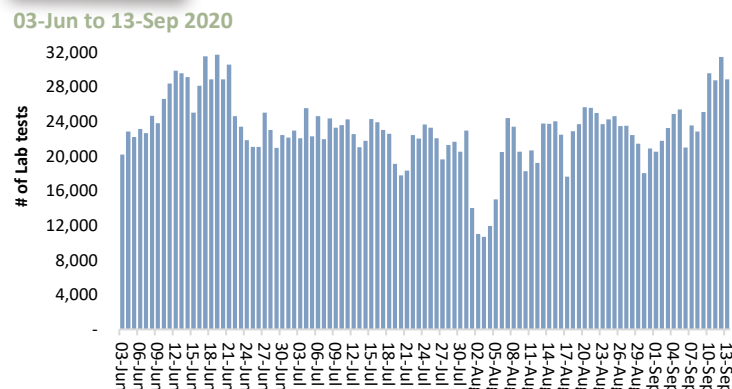
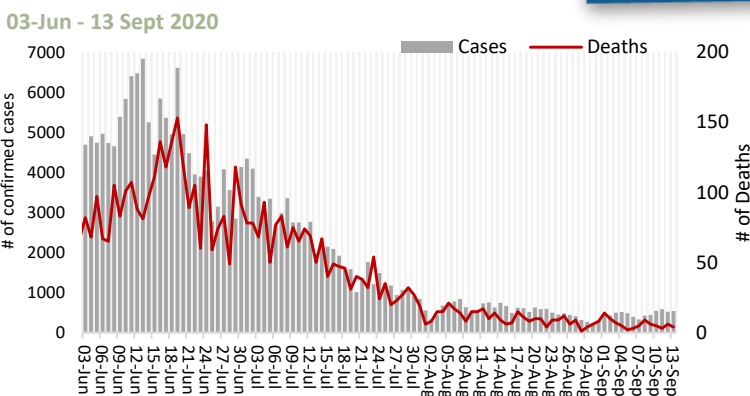
Daily Incidence by Province

Pakistan reported **539** new cases of COVID-19 on **13 September 2020**. The total number of cases notified since the beginning of the outbreak is **302,020** with **6,383** deaths (CFR: **2.11%**). Out of the total **5,831** currently active cases, **1,011** cases are hospitalized, out of which **551 (54.50%)** are in critical condition. **4,820** COVID-19 positive cases are at designated isolation facilities or in-home isolation. A total of **289,806 (95.95%)** have recovered and discharged.



Daily Incidence/Mortality

Daily Lab Test conducted



Funds

Funds Requested: 21,5 Million USD
Gaps: 12.48 Million USD

WHO appreciates the contribution of donors (DFID, BMGF, DFATD Canada, JICA, UNOCHA, South Korea, Czech Republic and Germany) to support Government of Pakistan respond to COVID-19 through WHO Pakistan.

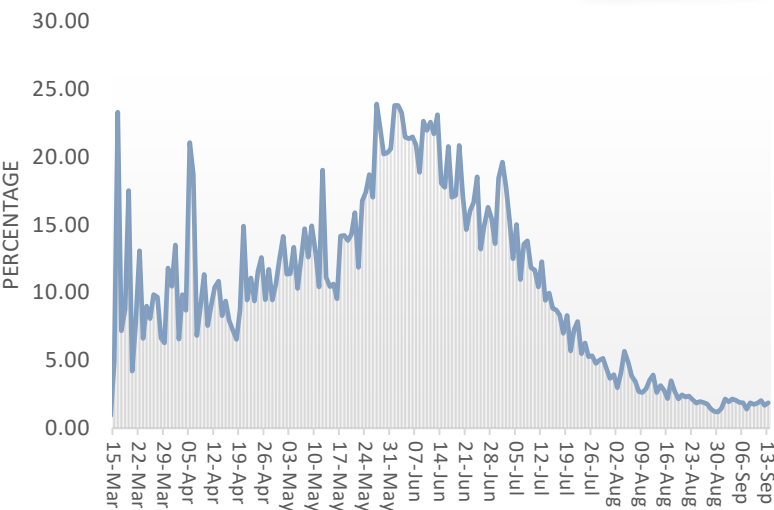
Maintaining Essential Health Services

The WHO Country representative, Pakistan Dr Palitha Mahipala participated in a WHO EPI coordination meeting with the Provincial/Federating area staff on 11 September 2020 at serena hotel Islamabad.

The objective of the meeting was to discuss strengthening of EPI services and plan way forward for increasing the vaccination coverage in the country. WR Pakistan graced the occasion and deliberated on the importance of the immunization as a public health tool for improving the quality of life of the future generations.

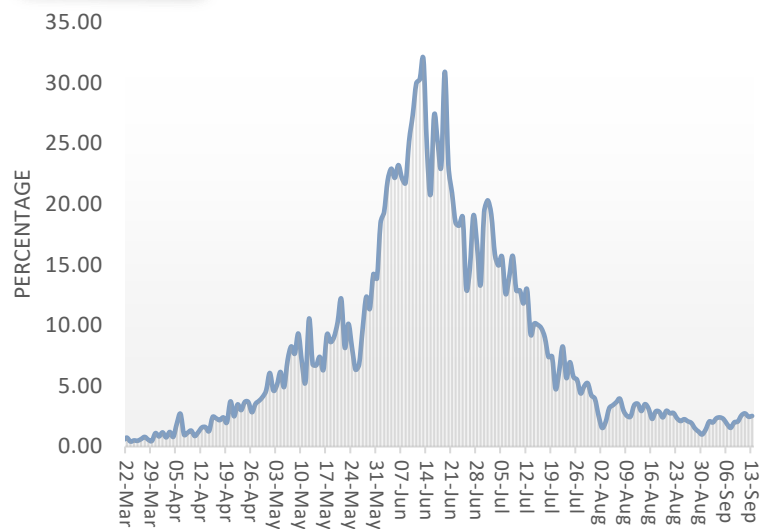


Daily COVID-19 Positivity Rate



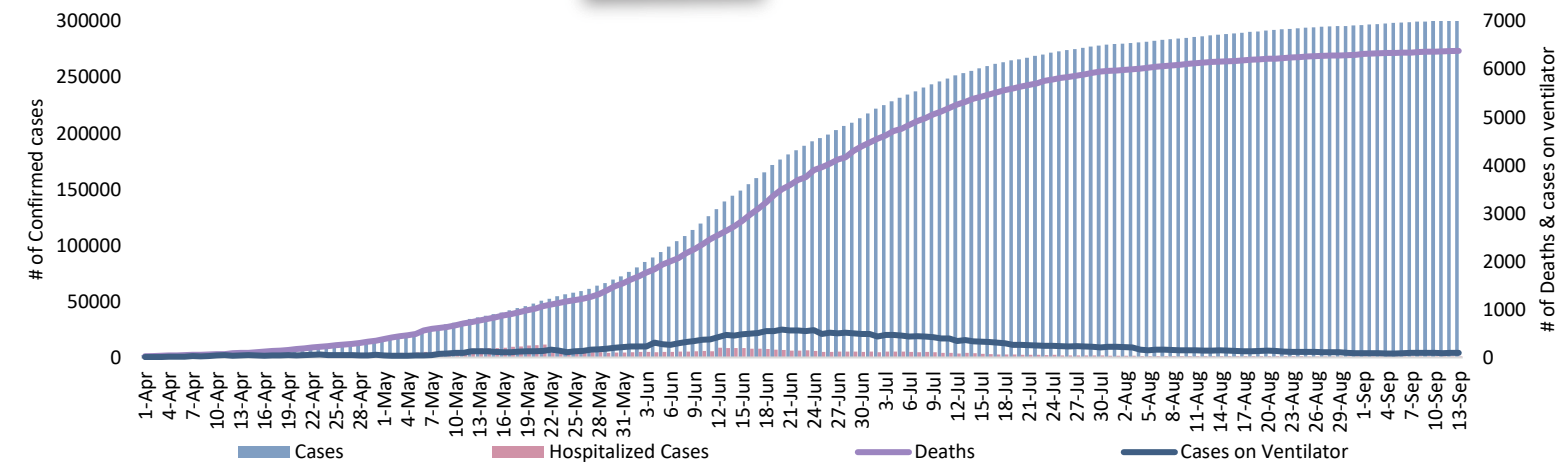
Daily COVID-19 Attack rate

Per million population



Trends of COVID-19 confirmed cases

Hospitalized, on Ventilators & Deaths



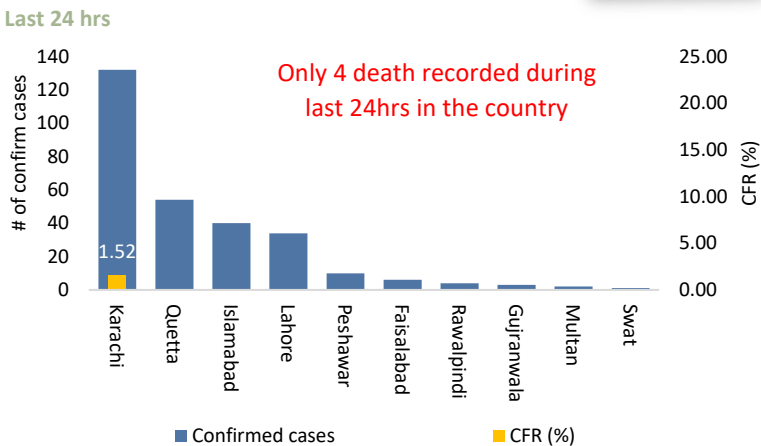
Summary Table (Cumulative/current)

as of 14th September 2020

| Lab Status (cumulative) | | Hospitalized (current) | | | Home or elsewhere Isolation | Recovered | Deaths |
|-------------------------|----------|------------------------|-----------|----------|-----------------------------|-----------|--------|
| Tested | Positive | Stable | On oxygen | On Vent. | | | |
| 2,968,613 | 302,020 | 460 | 453 | 98 | 4,820 | 289,806 | 6,383 |

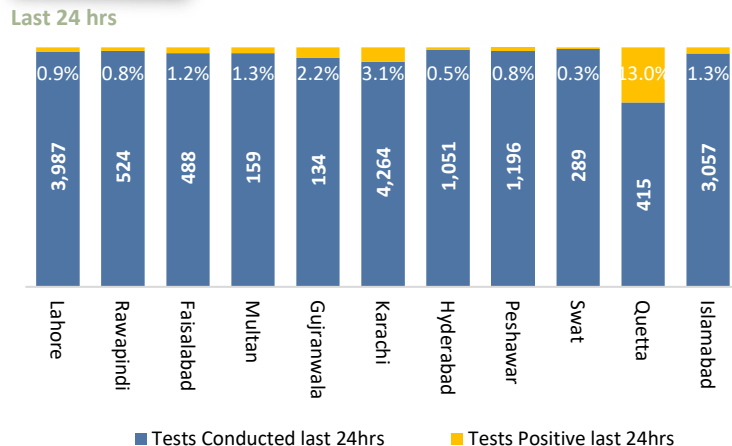
COVID-19 Confirmed cases & CFR

by Major Cities / Districts



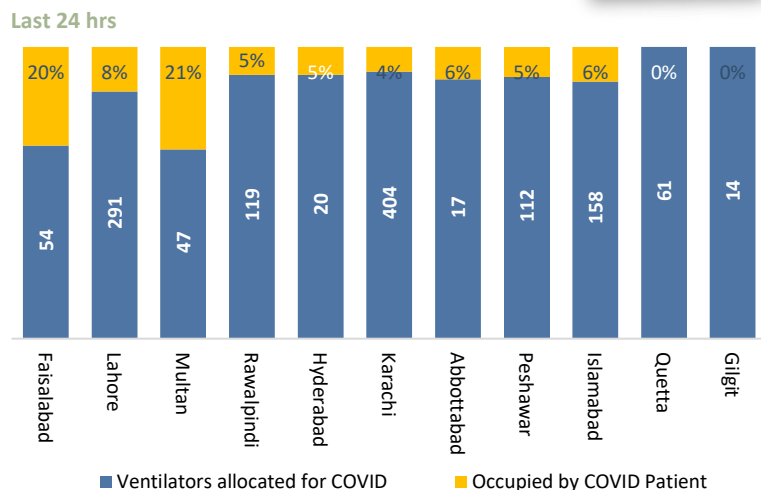
COVID-19 Positivity rates

by Major Cities / Districts



Occupied COVID-19 ventilators

by Major Cities / Districts



Summary Table

by Major Cities / Districts

| Districts | Hospitalized | | | | Home or elsewhere Isolation |
|------------|--------------|--------------------|---------------------|----------|-----------------------------|
| | Stable | On low flow oxygen | On High flow oxygen | On Vent. | |
| Lahore | 47 | 26 | 87 | 24 | 176 |
| Rawalpindi | 11 | 21 | 08 | 06 | 03 |
| Faisalabad | 02 | 03 | 00 | 11 | 07 |
| Multan | 07 | 00 | 00 | 10 | 28 |
| Gujranwala | 107 | 00 | 05 | 01 | 156 |
| Karachi | 33 | 49 | 88 | 18 | 944 |
| Hyderabad | 02 | 02 | 03 | 01 | 101 |
| Peshawar | 00 | 10 | 14 | 06 | 70 |
| Swat | 00 | 01 | 00 | 00 | 27 |
| Quetta | 19 | 01 | 00 | 00 | 633 |
| Islamabad | 07 | 18 | 03 | 10 | 374 |

Summary Table by Province

As of 14th September 2020

| Provinces | Lab Status | | Hospitalized | | | | Home or elsewhere Isolation | Recovered | Deaths |
|-------------|------------|----------|--------------|--------------------|---------------------|----------|-----------------------------|-----------|--------|
| | Tested | Positive | Stable | On low flow Oxygen | On High flow Oxygen | On Vent. | | | |
| AJK | 36,800 | 2,421 | 09 | 04 | 00 | 00 | 131 | 2,212 | 65 |
| Balochistan | 81,627 | 13,595 | 19 | 01 | 00 | 00 | 1,018 | 12,412 | 145 |
| GB | 26,384 | 3,227 | 33 | 20 | 02 | 00 | 286 | 2,810 | 76 |
| Islamabad | 303,964 | 15,941 | 07 | 18 | 03 | 10 | 374 | 15,351 | 178 |
| KP | 313,386 | 36,992 | 05 | 19 | 18 | 08 | 618 | 35,067 | 1,257 |
| Punjab | 1,073,283 | 97,760 | 269 | 77 | 145 | 61 | 486 | 94,505 | 2,217 |
| Sindh | 1,133,169 | 132,084 | 118 | 54 | 92 | 19 | 1,907 | 127,449 | 2,445 |

Source: Ministry of national health Services, regulations and coordination, National emergency operation center

Contact Details

Dr Palitha Mahipala

WHO Representative
WHO Country Office
Islamabad – Pakistan
Tel: +92 51 9255183
ail: mahipal@who.int

Dr Michael Lukwiya

Incident Manager
WHO Country Office
Islamabad - Pakistan
Tel: +92 51 9255184
Email: lukwiyam@who.int