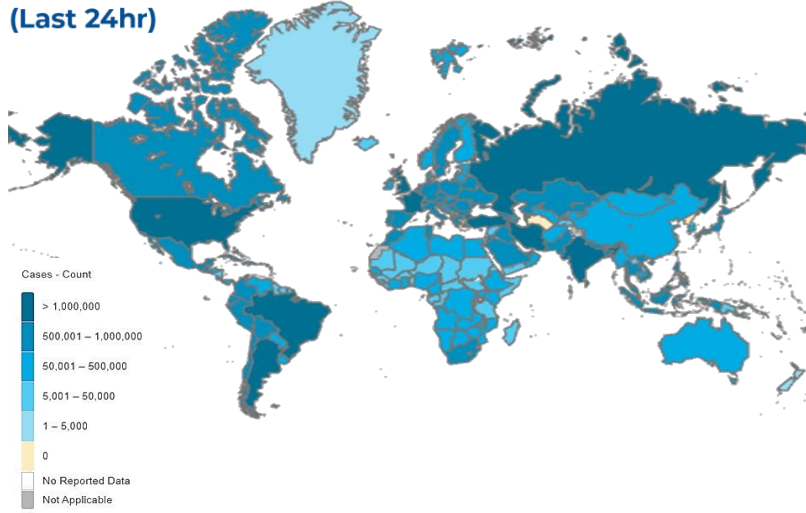
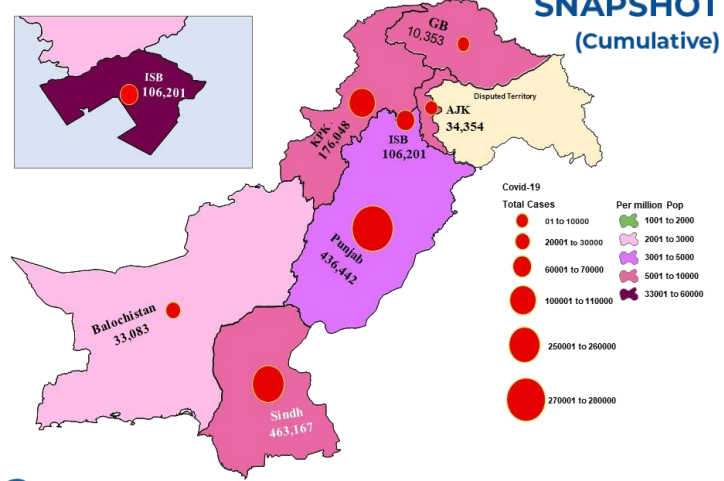




GLOBAL UPDATES (Last 24hr)



PAKISTAN COVID-19 SNAPSHOT (Cumulative)



236,629 Confirmed	3,302 Deaths	-7.60% Daily Changes	-8.63% Daily Changes	6,364,021,792 Vaccine doses	19,340,037 Suspected	19,953,497 Tests	1,259,648 Confirmed
1,189,742 Recovered	41,754 Active	28,152 Deaths					

As on 9th October 2021

PAKISTAN SNAPSHOT (LAST 24hr)

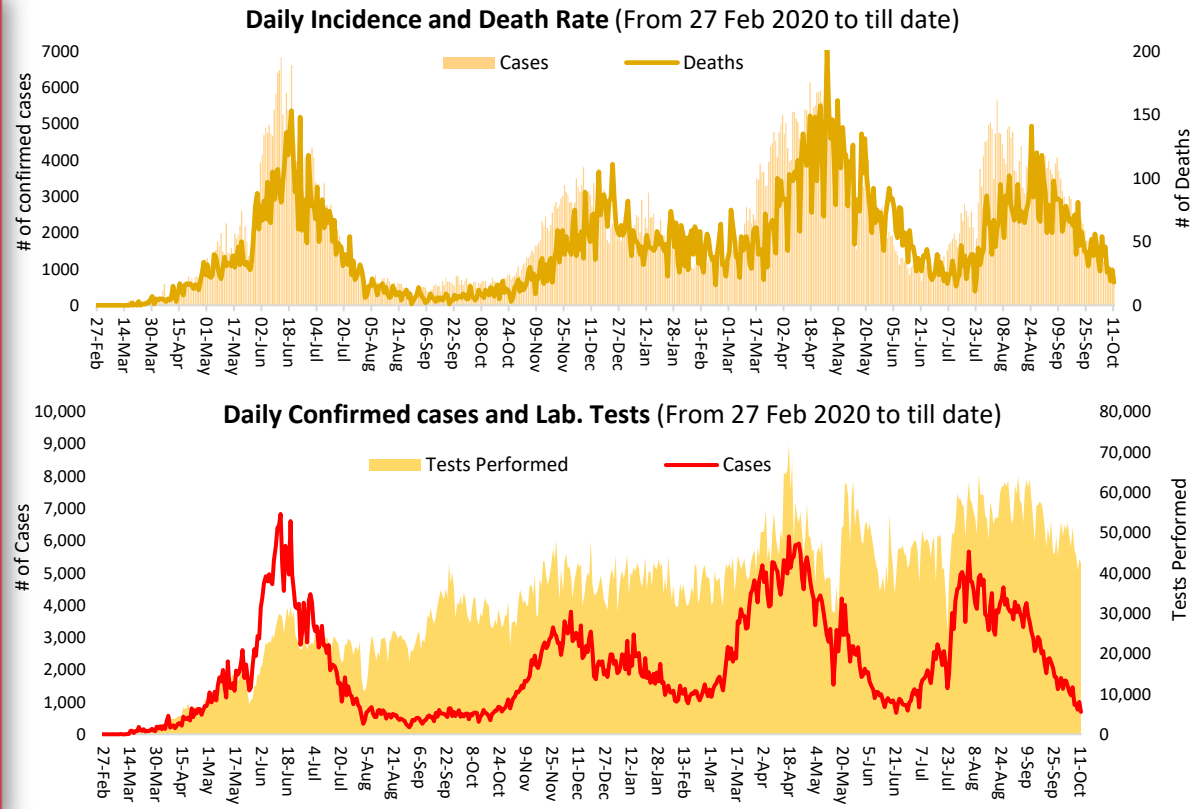
42,649 Suspected	42,476 Tests	689 Confirmed	1,180 Recovered	2,280 Critical	18 Deaths
----------------------------	------------------------	-------------------------	---------------------------	--------------------------	---------------------

PAKISTAN VACCINE STATS

First Dose: 64,463,928
Last 24 hrs: 452,197

Fully Vaccinated: 34,299,139
Last 24 hrs: 522,863

Total Doses Administrated: 92,597,193
Last 24 hrs: 941,911





On 7th October 2021, WHO Country Representative Pakistan, Dr Palitha Mahipala chaired the weekly meeting between WHO Health Emergency (WHE) team at the country office in Islamabad, Head of WHO's sub offices and Provincial Surveillance Officers. The weekly meeting discusses the trend of COVID-19 cases and response. Surveillance officers gave briefs on the COVID-19 situation in their respective provinces and the effects on the health system, as well as trend analysis for SARI/ILI.

Dr Palitha appreciated the commitment of surveillance officers. He emphasized on the need to enhance implementation of Public Health measures; wearing mask, social distancing and hand hygiene despite the reduction in incidence and positivity rate. The meeting also discussed the surge of Dengue cases in COVID-19 high burden districts of Islamabad and Lahore. The WR implored the WHE teams to support the government in responding to the Dengue upsurge as well.

Positivity Rate by Major Cities/Districts

Districts	Daily Trend	Test Conducted (Last 24hrs)	Positive Cases (Last 24hrs)	Positivity Rate (%)
Abbottabad		208	6	2.9%
Swat		233	5	2.1%
Peshawar		706	33	4.7%
Faisalabad		979	9	0.9%
Gujranawala		1127	0	0.0%
Gujrat		617	4	0.6%
Lahore		7359	166	2.3%
Multan		304	3	1.0%
Rawalpindi		350	10	2.9%
Islamabad		3351	48	1.4%
Karachi		2756	68	2.5%
Hyderabad		629	42	6.7%
Mirpur		66	1	1.5%
Muzaffarabad		34	0	0.0%

Summary Table (Major Cities /Districts)

Districts	Hospitalized				Home or elsewhere Isolation
	Stable	On low flow oxygen	On High flow oxygen	On Vent	
Mirpur	00	01	03	00	72
Muzaffarabad	00	00	01	00	16
Quetta	00	00	07	00	57
Gilgit	00	03	01	00	39
Islamabad	12	33	91	18	1,830
Abbottabad	00	10	24	00	36
Peshawar	00	28	199	39	629
Swat	00	07	31	03	01
Bahawalpur	00	10	19	09	549
Faisalabad	00	18	142	11	2,512
Gujranwala	00	03	14	06	21
Lahore	16	52	219	118	2,432
Multan	00	65	17	67	1,024
Rawalpindi	93	12	36	08	2,143
Hyderabad	00	10	13	00	2,142
Karachi	3	96	99	17	18,085

Summary Table by Province

Provinces	Lab Status				Stable	Hospitalized			Home Isolation	Total Recovered	Total Deaths
	Tested		Positive			Oxygen		On Vent.			
	Last 24hrs	Total (PCR+RA)	Last 24hrs	Total		On low flow	On High flow				
AJK	196	309,208	04	34,354	01	02	09	00	270	33,333	739
Balochistan	531	446,813	07	33,083	01	01	07	00	158	32,566	350
GB	455	194,859	03	10,353	00	03	01	00	81	10,082	186
Islamabad	3,351	2,084,097	48	106,201	12	33	91	18	1,830	103,284	933
KP	8,512	3,106,778	74	176,048	00	144	339	43	3,144	166,728	5,650
Punjab	19,131	7,614,940	245	436,442	44	336	719	261	12,024	410,266	12,792
Sindh	10,300	6,196,802	308	463,167	33	117	139	17	21,876	433,483	7,502

Contact Details

Dr Palitha Mahipala
 WHO Representative
 WHO Country Office
 Islamabad – Pakistan
 Tel: +92 51 9255183
 Email: mahipalap@who.int

Dr Michael Lukwiya

Incident Manager
 WHO Country Office
 Islamabad - Pakistan
 Tel: +92 51 9255184
 Email: lukwiyam@who.int