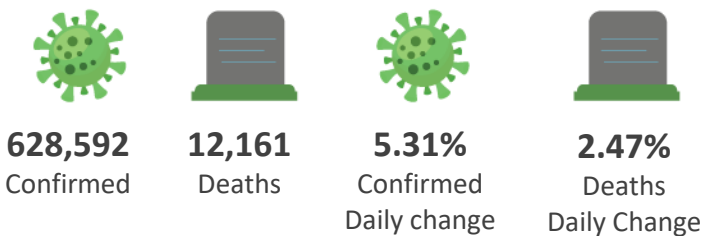


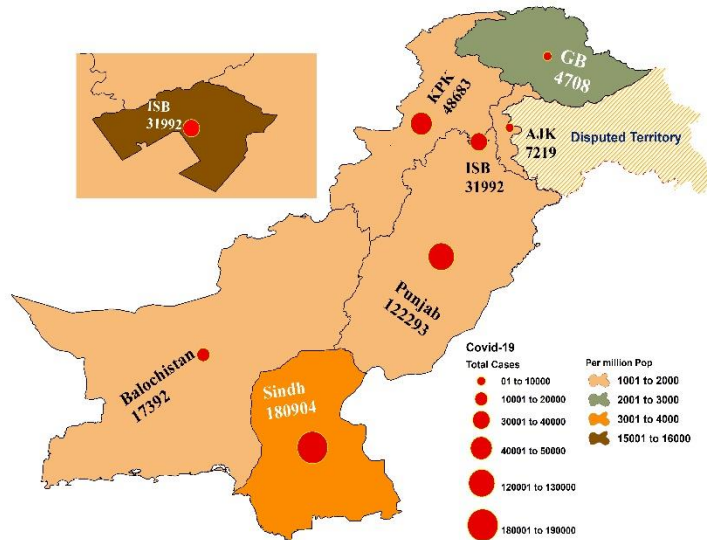


COVID-19 SITUATION REPORT

GLOBAL UPDATES (Last 24hr)

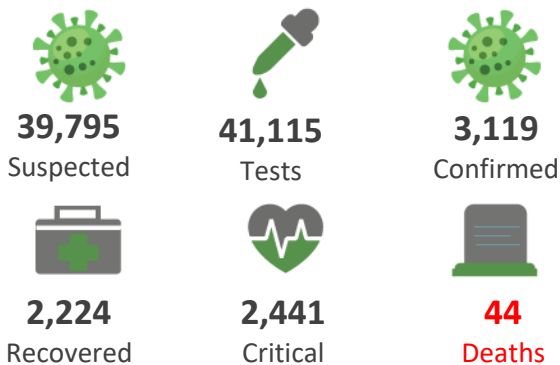


TOTAL CASES & CASES PER MILLION POP.



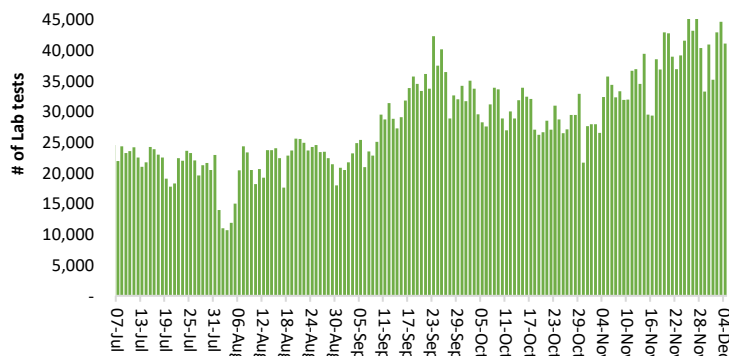
Pakistan reported **3,119** new cases of COVID-19 on **04 December 2020**. The total number of cases notified since the beginning of the outbreak is **413,191** with **8,303** deaths (**CFR: 2.01%**). Out of the total **52,359** currently active cases **3,001** cases are hospitalized.

PAKISTAN UPDATES (Last 24hr)



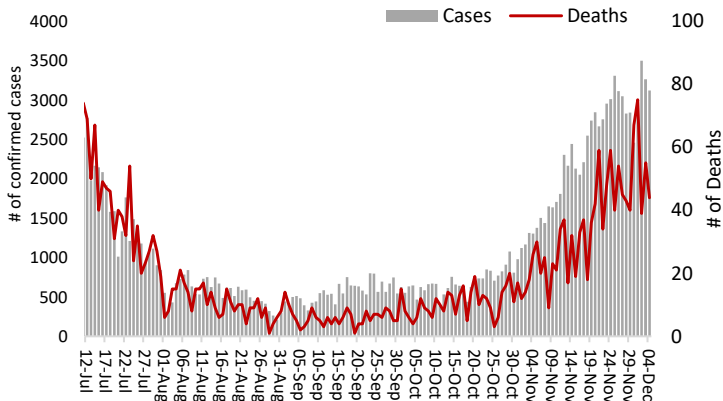
LAB TEST CONDUCTED BY DATE

07-Jul to 04-Dec 2020

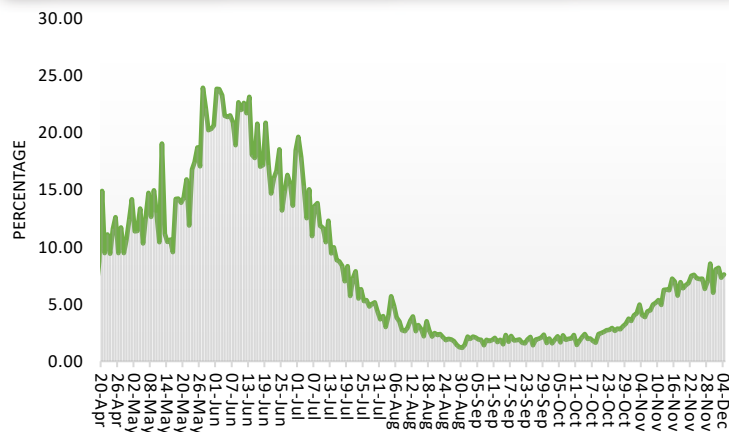


INCIDENCE & DEATHS BY DATE

12-Jul - 04-Dec 2020



POSITIVITY RATE BY DATE



Funds

Funds Requested: 34 Million USD
Gaps: 14.98 Million USD

WHO appreciates the contribution of donors (DFID, BMGF, DFATD Canada, JICA, UNOCHA, ECHO, South Korea, Czech Republic and Germany) to support Government of Pakistan towards COVID-19 through WHO Pakistan.



MEETINGS & COORDINATION

Today, 5th December 2020, WHO Pakistan organized a workshop and a planning meeting for WHO Health Emergency (WHE) Team at WHO country office Pakistan. The objective of the workshop was to further strengthen WHE team capacity in responding to health emergency and to development WHE sector specific vision, strategy and plan for each thematic area included Surveillance, Case management, Infection, Prevention and Control, Point of Entries, Laboratory, Risk Communication and Community Engagement and resource mobilization. Key presentations during the workshop included among others, opening remarks and motivational presentation by the WR. Dr Palitha and presented on the WHO core commitments to countries in emergency response by the Incident Manager WHO Pakistan Dr Michael Lukwiya.

POSITIVITY RATE BY MAJOR CITIES/DISTRICTS

Last 24 hrs

City/District	Tests Conducted last 24hrs	Tests Positive last 24hrs	Positivity Rate
Abbotabad	222	39	17.6%
Rawapindi	629	96	15.3%
Karachi	10,005	1,421	14.3%
Hyderabad	775	94	12.1%
Peshawar	1,345	141	10.6%
Muzaffarabad	179	19	10.6%
Quetta	265	17	6.4%
Lahore	3,075	200	6.5%
Mirpur	104	6	5.8%
Islamabad	6,696	353	5.3%
Gilgit	98	5	5.1%
Swat	209	9	4.3%
Faisalabad	532	11	2.1%
Multan	1,116	23	2.1%
Gujranwala	450	18	0.4%

SUMMARY TABLE (MAJOR CITIES/DISTRICTS)

Districts	Hospitalized				Home or elsewhere Isolation
	Stable	On low flow oxygen	On High flow oxygen	On Vent	
Lahore	252	53	80	84	168
Rawalpindi	53	60	70	20	03
Faisalabad	03	11	39	03	07
Multan	07	103	17	45	28
Gujranwala	00	00	03	00	156
Karachi	95	171	437	73	17,344
Hyderabad	04	21	17	00	1,698
Peshawar	00	62	251	45	730
Swat	00	02	16	00	61
Abbottabad	00	54	04	00	378
Quetta	00	04	07	00	346
Islamabad	11	148	136	39	5,540
Muzaffarabad	07	03	04	00	404
Gilgit	00	06	01	00	21

SUMMARY TABLE BY PROVINCE

Provinces	Lab Status				Hospitalized				Home Isolation	Recovered	Deaths
	Tested		Positive		Stable	Oxygen		On Vent.			
	Last 24hrs	Total	Last 24hrs	Total		On low flow	On High flow				
AJK	605	86,490	68	7,219	20	15	31	00	1,411	5,567	175
Balochistan	564	150,258	59	17,392	00	04	07	00	559	16,653	169
GB	408	56,093	16	4,708	00	09	04	00	132	4,465	98
Islamabad	6,696	691,217	353	31,992	11	148	136	39	5,540	25,784	334
KP	4,327	632,434	419	48,683	00	235	320	49	2,841	43,839	1,399
Punjab	13,015	2,059,356	540	122,293	417	304	235	176	18,809	99,215	3,137
Sindh	15,500	2,037,493	1,664	180,904	112	193	463	73	20,066	157,006	2,991

Contact Details

Dr Palitha Mahipala

WHO Representative
WHO Country Office
Islamabad – Pakistan
Tel: +92 51 9255183
Email: mahipalap@who.int

Dr Michael Lukwiya

Incident Manager
WHO Country Office
Islamabad - Pakistan
Tel: +92 51 9255184
Email: lukwiyam@who.int