



**World Health
Organization**

**Weekly
AFP Surveillance Update
Pakistan**

Week 35 (*Ended on 30th August, 2014*)

AFP Surveillance



***National Surveillance Cell
Federal EPI***

World Health Organization Country Office,
Chak Shahzad, Park Road,
Islamabad, Pakistan

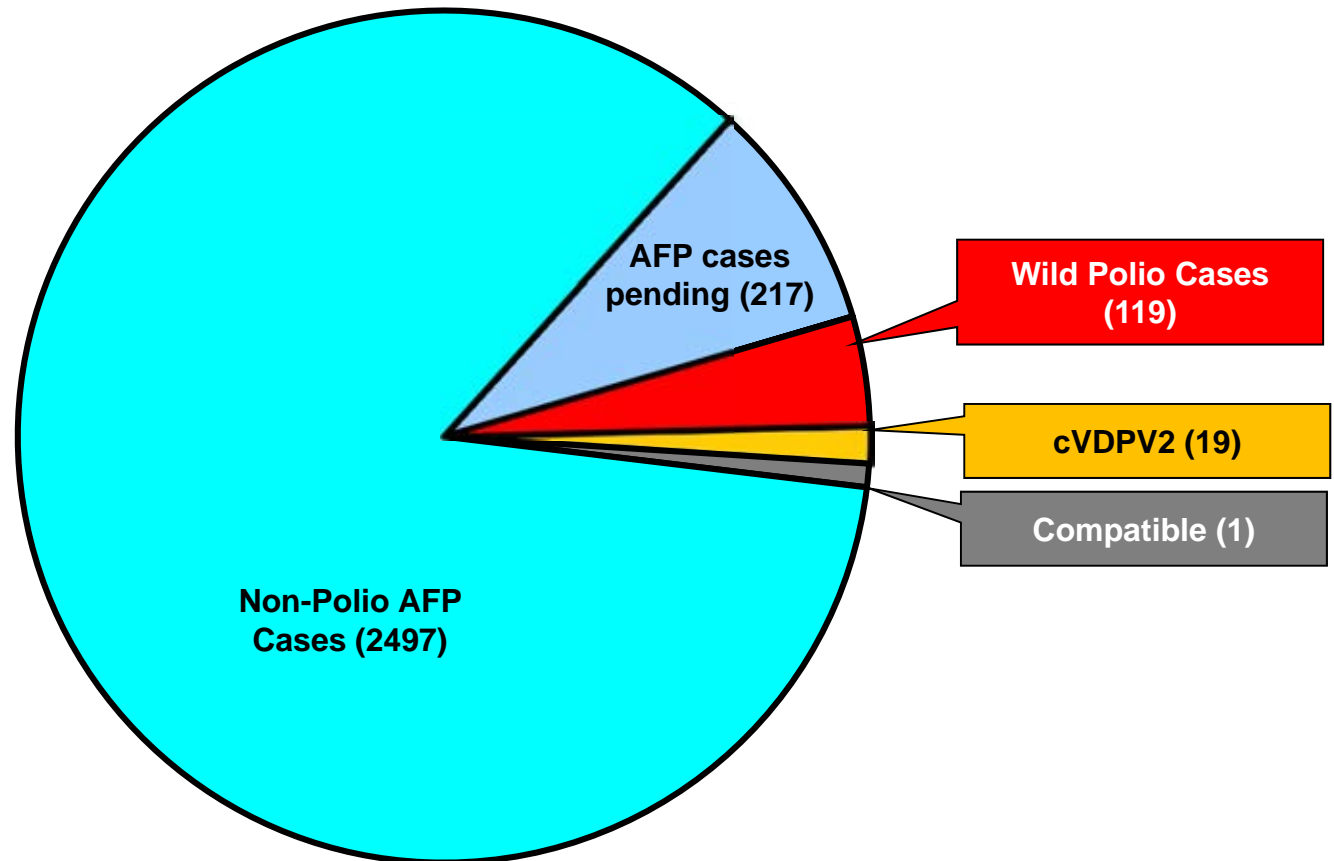
Tel: +92-51 9255123 / 9255282 /9255184

Fax: +92-51 9255274

Email: epidata@pak.emro.who.int

Web site: www.who.gov.pk

AFP Case Profile, 2014*



Total AFP Cases Reported = 2853

**^42 Inadequate cases pending classification by ERC;
^83 Inadequate cases not due for FUP
^92 Pending in the Lab**

* Afp.rec Data as of 28-08-2014

Point in Time Comparison of polio cases by province/region 2013 & 2014*

Region/ Province	No. of polio cases		No. of infected districts/towns		Last polio case
	2013	2014	2013	2014	
Khyber Pakhtunkhwa	7	20	5	4	06-Aug -14
FATA / FR Areas	22	86	4	4	30-July -14
Sindh	3	11	3	7	08-July-14
Balochistan	0	1	0	1	02-July-14
Punjab	2	1	2	1	07-July-14
Pakistan	34	119	14	17	06-Aug-14

Seven additional districts/town declared infected based on environmental samples in 2014

* Afp.rec Data as of 28-08-2014

Table 1: List of Confirmed Polio Cases, Pakistan 2014* (1/6)

S.NO.	PROVINCE/ REGION	DISTRICT	TEHSIL	EPID NO.	SEX	AGE (m)	DATE OF ONSET PARALYSIS	NO. OPV DOSES (based on parents recall)		FEVER	Asymetric Paralysis	Rapid Progression	REFUSAL	W/PV TYPE	GENETICS
								Route	SIA's						Cluster
1	FATA	WAZIR-N\$	MIR ALI	FT/64/14/006	F	19	03-Jan-14	0	0	Y	Y	Y	N	NSL1	R4B
2	FATA	WAZIR-N\$	MIR ALI	FT/64/14/003	M	14	03-Jan-14	0	0	Y	Y	Y	N	NSL1	R4B
3	FATA	WAZIR-N\$	MIR ALI	FT/64/14/007	F	8	04-Jan-14	0	0	Y	Y	Y	N	NSL1	R4B
4	FATA	WAZIR-N\$	MIRAN SHAH	FT/64/14/004	F	13	04-Jan-14	0	0	Y	Y	Y	N	NSL1	R4B
5	FATA	WAZIR-N\$	MIRAN SHAH	FT/64/14/005	F	17	05-Jan-14	0	0	Y	Y	Y	N	NSL1	R4B
6	FATA	WAZIR-N\$	MIRAN SHAH	FT/64/14/011	F	12	10-Jan-14	0	0	Y	Y	Y	N	NSL1	R4B
7	FATA	WAZIR-N\$	MIR ALI	FT/64/14/018	M	12	11-Jan-14	0	0	Y	Y	Y	N	NSL1	R4B
8	FATA	KHYBER\$	BARA	FT/34/14/003	F	13	12-Jan-14	0	0	Y	Y	Y	N	NSL1	R4B
9	FATA	WAZIR-N\$	MIR ALI	FT/64/14/012	M	23	16-Jan-14	0	0	Y	Y	Y	N	NSL1	R4B
10	FATA	WAZIR-N\$	MIRAN SHAH	FT/64/14/016	M	10	17-Jan-14	0	0	Y	Y	Y	N	NSL1	R4B
11	FATA	WAZIR-N\$	MIRAN SHAH	FT/64/14/017	M	17	22-Jan-14	0	0	Y	Y	Y	N	NSL1	R4B
12	FATA	WAZIR-N\$	MIRAN SHAH	FT/64/14/019	F	18	24-Jan-14	0	0	Y	Y	Y	N	NSL1	R4B
13	FATA	WAZIR-N\$	MIRAN SHAH	FT/64/14/021	M	16	25-Jan-14	0	0	Y	Y	Y	N	NSL1	R4B
14	KPAKHTUNKHWA	BANNU	BANNU	KP/61/14/001	M	39	26-Jan-14	0	4	Y	N	Y	Y	NSL1	R4B
15	FATA	WAZIR-N\$	MIR ALI	FT/64/14/024	M	18	28-Jan-14	0	0	Y	Y	Y	N	NSL1	R4B
16	FATA	WAZIR-N\$	MIRAN SHAH	FT/64/14/022	F	11	29-Jan-14	0	0	Y	Y	Y	N	NSL1	R4B
17	KPAKHTUNKHWA	PESHAWAR	PESHAWAR	KP/30/14/008	M	6	31-Jan-14	4	4	Y	Y	Y	Y	NSL1	R4B
18	FATA	WAZIR-N\$	MIRAN SHAH	FT/64/14/028	M	18	05-Feb-14	0	0	Y	Y	Y	N	NSL1	R4B
19	FATA	WAZIR-N\$	MIRAN SHAH	FT/64/14/032	M	18	08-Feb-14	0	0	Y	Y	Y	N	NSL1	R4B
20	FATA	WAZIR-N\$	MIRAN SHAH	FT/64/14/027	M	12	08-Feb-14	0	0	Y	Y	Y	N	NSL1	R4B
21	FATA	WAZIR-N\$	MIRAN SHAH	FT/64/14/034	F	18	09-Feb-14	3	3	Y	Y	Y	N	NSL1	R4B
22	KPAKHTUNKHWA	PESHAWAR	PESHAWAR	KP/30/14/012	M	18	10-Feb-14	1	7+	Y	Y	Y	N	NSL1	R4B

\$ Security compromised area

^Under investigation

* Afp.rec Data as of 28-08-2014

Table 1: List of Confirmed Polio Cases, Pakistan 2014* (2/6)

S.NO.	PROVINCE/ REGION	DISTRICT	TEHSIL	EPID NO.	SEX	AGE (m)	DATE ONSET OF PARALYSIS	NO. OPV DOSES (based on parents recall)		FEVER	Asymmetric Paralysis	Rapid Progression	REFUSAL	WPV TYPE	GENETICS
								Route	SIA's						Cluster
23	FATA	WAZIR-N	MIRAN SHAH	FT/64/14/041	F	18	10-Feb-14	0	0	Y	N	Y	N	NSL1	R4B
24	SINDH	KARACHI	BALDIA	SD/61/14/002	F	24	10-Feb-14	0	0	Y	Y	Y	N	NSL1	R4B
25	FATA	WAZIR-S	BIRMAL	FT/65/14/001	F	6	12-Feb-14	0	0	Y	Y	Y	N	NSL1	R4B
26	FATA	WAZIR-N	MIRAN SHAH	FT/64/14/035	M	5	12-Feb-14	0	0	Y	Y	Y	N	NSL1	R4B
27	FATA	WAZIR-N	MIRAN SHAH	FT/64/14/038	M	44	15-Feb-14	0	0	Y	Y	Y	N	NSL1	R4B
28	FATA	FR BANNU	FR BANNU	FT/69/14/009	F	18	15-Feb-14	0	0	Y	Y	Y	N	NSL1	R4B
29	FATA	WAZIR-N	MIRAN SHAH	FT/64/14/037	M	10	16-Feb-14	0	0	Y	Y	Y	N	NSL1	R4B
30	FATA	WAZIR-N\$	MIR ALI	FT/64/14/042	M	17	21-Feb-14	0	0	Y	Y	N	N	NSL1	R4B
31	FATA	WAZIR-N\$	MIR ALI	FT/64/14/047	F	7	21-Feb-14	0	0	Y	Y	Y	N	NSL1	R4B
32	FATA	WAZIR-N\$	MIRAN SHAH	FT/64/14/040	M	11	22-Feb-14	0	0	Y	Y	Y	N	NSL1	R4B
33	KPAKHTUNKHWA	PESHAWAR	PESHAWAR	KP/30/14/016	M	22	24-Feb-14	3	7	Y	N	Y	N	NSL1	R4B
34	FATA	WAZIR-N\$	MIR ALI	FT/64/14/043	M	16	25-Feb-14	0	0	Y	Y	Y	N	NSL1	R4B
35	FATA	WAZIR-N\$	MIRAN SHAH	FT/64/14/046	M	84	26-Feb-14	0	0	Y	Y	Y	N	NSL1	R4B
36	KPAKHTUNKHWA	BANNU	BANNU	KP/61/14/007	F	10	02-Mar-14	0	0	Y	Y	Y	Y	NSL1	R4B
37	FATA	WAZIR-N\$	MIRAN SHAH	FT/64/14/050	M	13	04-Mar-14	0	0	Y	Y	Y	N	NSL1	R4B
38	KPAKHTUNKHWA	BANNU	BANNU	KP/61/14/006	F	16	07-Mar-14	0	2	Y	Y	Y	Y	NSL1	R4B
39	FATA	WAZIR-N\$	MIRAN SHAH	FT/64/14/051	M	14	07-Mar-14	0	0	Y	Y	Y	N	NSL1	R4B
40	FATA	WAZIR-N\$	MIR ALI	FT/64/14/049	M	5	08-Mar-14	0	0	Y	N	Y	N	NSL1	R4B
41	FATA	WAZIR-N\$	MIRAN SHAH	FT/64/14/056	M	12	14-Mar-14	0	0	Y	Y	Y	N	NSL1	R4B
42	FATA	WAZIR-S	BIRMAL	FT/65/14/002	F	6	14-Mar-14	0	0	Y	N	Y	N	NSL1	R4B
43	KPAKHTUNKHWA	BANNU	BANNU	KP/61/14/009	F	10	16-Mar-14	0	2	Y	N	Y	Y	NSL1	R4B
44	FATA	WAZIR-N\$	MIRAN SHAH	FT/64/14/059	M	11	19-Mar-14	0	0	Y	Y	Y	N	NSL1	R4B

\$ Security compromised area

^Under investigation

* Afp.rec Data as of 28-08-2014

Table 1: List of Confirmed Polio Cases, Pakistan 2014* (3/6)

S.NO.	PROVINCE/ REGION	DISTRICT	TEHSIL	EPID NO.	SEX	AGE (m)	DATE ONSET OF PARALYSIS	NO. OPV DOSES (based on parents recall)		FEVER	Asymetric Paralysis	Rapid Progression	REFUSAL	W/PV TYPE	GENETICS
								Route	SIA's						Cluster
45	FATA	WAZIR-N\$	MIRAN SHAH	FT/64/14/057	F	34	20-Mar-14	0	0	Y	N	Y	N	NSL1	R4B
46	FATA	WAZIR-S	BIRMAL	FT/65/14/005	F	9	22-Mar-14	0	0	Y	Y	Y	N	NSL1	R4B
47	SINDH	KHIGADAP	GADAP	SD/63/14/006	F	11	26-Mar-14	0	0	Y	Y	Y	Y	NSL1	R4B
48	KPAKHTUNKHWA	PESHAWAR	PESHAWAR	KP/30/14/032	F	6	27-Mar-14	0	7+	Y	Y	Y	N	NSL1	R4B
49	SINDH	KARACHI	ORANGI	SD/75/14/005	F	22	30-Mar-14	3	7+	Y	Y	Y	N	NSL1	R4B
50	FATA	WAZIR-N\$	MIRAN SHAH	FT/64/14/064	F	18	02-Apr-14	0	0	Y	Y	Y	N	NSL1	R4B
51	SINDH	KHIGADAP	GADAP	SD/63/14/008	M	7	02-Apr-14	0	1	Y	N	Y	N	NSL1	R4B
52	FATA	WAZIR-S	WANA	FT/65/14/006	F	15	03-Apr-14	0	0	Y	Y	Y	N	NSL1	R4B
53	FATA	WAZIR-N\$	MIRAN SHAH	FT/64/14/066	F	18	04-Apr-14	0	0	Y	N	Y	N	NSL1	R4B
54	FATA	WAZIR-N\$	MIRAN SHAH	FT/64/14/067	F	48	06-Apr-14	0	0	Y	Y	Y	N	NSL1	R4B
55	SINDH	KHIGADAP	GADAP	SD/63/14/010	F	18	08-Apr-14	3	7+	Y	N	Y	Y	NSL1	R4B
56	FATA	WAZIR-N\$	MIRAN SHAH	FT/64/14/068	F	78	09-Apr-14	0	0	Y	Y	Y	Y	NSL1	R4B
57	FATA	WAZIR-N\$	MIRAN SHAH	FT/64/14/070	F	11	10-Apr-14	0	0	Y	Y	Y	N	NSL1	R4B
58	FATA	WAZIR-N\$	MIRAN SHAH	FT/64/14/072	M	14	11-Apr-14	0	0	Y	Y	Y	N	NSL1	R4B
59	KPAKHTUNKHWA	BANNU	BANNU	KP/61/14/012	M	10	19-Apr-14	0	0	Y	Y	Y	N	NSL1	R4B
60	FATA	WAZIR-N\$	MIRAN SHAH	FT/64/14/073	M	14	20-Apr-14	0	0	Y	Y	Y	N	NSL1	R4B
61	FATA	WAZIR-S	WANA	FT/65/14/007	F	22	20-Apr-14	0	0	Y	Y	Y	N	NSL1	R4B
62	FATA	WAZIR-N\$	MIRAN SHAH	FT/64/14/077	M	14	24-Apr-14	0	0	Y	Y	Y	N	NSL1	R4B
63	FATA	WAZIR-N\$	MIRAN SHAH	FT/64/14/079	M	22	27-Apr-14	0	0	Y	Y	Y	N	NSL1	R4B
64	FATA	WAZIR-N\$	MIRAN SHAH	FT/64/14/081	F	6	28-Apr-14	0	0	Y	Y	Y	N	NSL1	R4B
65	FATA	WAZIR-N\$	MIRAN SHAH	FT/64/14/083	M	23	29-Apr-14	0	0	Y	Y	Y	N	NSL1	R4B
66	FATA	WAZIR-N\$	MIRAN SHAH	FT/64/14/082	F	6	30-Apr-14	0	0	Y	Y	Y	N	NSL1	R4B

\$ Security compromised area

^Under investigation

* Afp.rec Data as of 28-08-2014

Table 1: List of Confirmed Polio Cases, Pakistan 2014* (4/6)

S.NO.	PROVINCE/ REGION	DISTRICT	TEHSIL	EPID NO.	SEX	AGE (m)	DATE ONSET OF PARALYSIS	NO. OPV DOSES (based on parents recall)		FEVER	Asymetric Paralysis	Rapid Progression	REFUSAL	W/PV TYPE	GENETICS
								Route	SIA's						Cluster
67	FATA	KHYBER\$	BARA	FT/34/14/010	M	27	01-May-14	0	0	Y	Y	Y	N	NSL1	R4B
68	FATA	FR BANNU	FR BANNU	FT/69/14/018	F	7	02-May-14	0	0	Y	Y	Y	N	NSL1	R4B
69	SINDH	KHISITE	SITE	SD/78/14/002	F	30	04-Apr-14	0	0	Y	Y	Y	Y	NSL1	R4B
70	KPAKHTUNKHWA	BANNU	BANNU	KP/61/14/019	F	18	04-May-14	0	4	Y	Y	Y	Y	NSL1	R4B
71	FATA	WAZIR-N\$	MIRAN SHAH	FT/64/14/084	F	22	07-May-14	0	0	Y	Y	Y	N	NSL1	R4B
72	KPAKHTUNKHWA	BANNU	BANNU	KP/61/14/012	F	42	10-May-14	0	4	Y	Y	Y	N	NSL1	R4B
73	FATA	WAZIR-N\$	MIR ALI	FT/64/14/092	M	10	15-May-14	0	0	Y	Y	Y	N	NSL1	R4B
74	FATA	WAZIR-N\$	MIRAN SHAH	FT/64/14/090	M	23	17-May-14	0	0	Y	Y	Y	N	NSL1	R4B
75	KPAKHTUNKHWA	BANNU	BANNU	KP/61/14/017	M	18	19-May-14	0	0	Y	Y	Y	N	NSL1	R4B
76	FATA	WAZIR-N\$	MIRAN SHAH	FT/64/14/089	M	30	17-May-14	0	0	Y	Y	Y	N	NSL1	R4B
77	FATA	WAZIR-N\$	MIRAN SHAH	FT/64/14/091	M	8	17-May-14	0	0	Y	N	N	N	NSL1	R4B
78	FATA	WAZIR-N\$	MIRAN SHAH	FT/64/14/094	F	36	21-May-14	0	0	Y	N	N	N	NSL1	R4B
79	FATA	WAZIR-N\$	MIRAN SHAH	FT/64/14/098	F	34	26-May-14	0	0	Y	N	Y	N	NSL1	R4B
80	FATA	WAZIR-N\$	MIRAN SHAH	FT/64/14/100	F	4	30-May-14	2	2	Y	N	Y	N	NSL1	R4B
81	FATA	KHYBER\$	BARA	FT/34/14/014	M	18	27-May-14	0	0	Y	Y	Y	N	NSL1	R4B
82	FATA	KHYBER\$	JAMRUD	FT/34/14/016	M	11	04-June-14	0	0	Y	Y	Y	N	NSL1	R4B
83	FATA	WAZIR-N\$	MIRAN SHAH	FT/64/14/101	M	5	28-May-14	0	0	Y	Y	N	N	NSL1	R4B
84	FATA	WAZIR-N\$	MIRAN SHAH	FT/64/14/104	M	28	03-June-14	0	1	Y	Y	Y	N	NSL1	R4B
85	SINDH	KHILANDI	LANDHI	SD/69/14/008	M	12	06-June-14	0	0	Y	Y	Y	Y	NSL1	R4B
86	KPAKHTUNKHWA	PESHAWAR	PESHAWAR	KP/30/14/062	F	4	12-June-14	0	0	Y	Y	Y	Y	NSL1	R4B
87	KPAKHTUNKHWA	MARDAN	MARDAN	KP/40/14/046	M	4	15-June-14	0	0	Y	Y	Y	Y	NSL1	R4B
88	KPAKHTUNKHWA	BANNU	BANNU	KP/61/14/022	M	10	16-June-14	0	1	Y	Y	Y	N	NSL1	R4B

\$ Security compromised area

^Under investigation

* Afp.rec Data as of 28-08-2014

Table 1: List of Confirmed Polio Cases, Pakistan 2014* (5/6)

S.NO.	PROVINCE/ REGION	DISTRICT	TEHSIL	EPID NO.	SEX	AGE (m)	DATE ONSET OF PARALYSIS	NO. OPV DOSES (based on parents recall)		FEVER	Asymetric Paralysis	Rapid Progression	REFUSAL	WPV TYPE	GENETICS
								Route	SIA's						Cluster
89	FATA	KHYBER\$	BARA	FT/34/14/021	F	12	09-June-14	0	3	Y	Y	Y	N	NSL1	R4B
90	FATA	KHYBER\$	BARA	FT/34/14/019	F	60	16-June-14	0	0	Y	Y	Y	N	NSL1	R4B
91	FATA	KHYBER\$	BARA	FT/34/14/024	M	18	24-June-14	0	0	Y	Y	Y	N	NSL1	R4B
92	FATA	KHYBER\$	BARA	FT/34/14/023	F	14	23-June-14	0	0	Y	Y	Y	N	NSL1	R4B
93	KPAKHTUNKHWA	PESHAWAR	PESHAWAR	KP/30/14/066	F	6	24-June-14	1	0	Y	Y	Y	Y	NSL1	R4B
94	SINDH	SANGHAR	SANGHAR	SD/32/14/014	M	21	24-June-14	3	7	Y	Y	Y	N	NSL1	R4B
95	SINDH	KHIGADAP	GADAP	SD/63/14/022	M	21	21-June-14	0	5	Y	Y	Y	N	NSL1	R4B
96	FATA	WAZIR-N\$	MIRAN SHAH	FT/64/14/109	M	24	20-June-14	0	3	Y	Y	Y	N	NSL1	R4B
97	KPAKHTUNKHWA	LAKIMARWAT	LAKIMARWAT	KP/62/14/021	F	24	24-June-14	0	0	Y	Y	Y	Y	NSL1	R4B
98	FATA	WAZIR-N\$	MIRAN SHAH	FT/64/14/110	F	18	24-June-14	0	0	Y	Y	Y	N	NSL1	R4B
99	FATA	WAZIR-S	WANA	FT/65/14/012	M	18	28-June-14	0	0	Y	Y	Y	N	NSL1	R4B
100	BALUCHISTAN	KABDULAH	KABDULAH	BN/14/14/009	F	18	02-July-14	2	0	Y	Y	Y	Y	NSL1	R4B
101	FATA	KHYBER\$	BARA	FT/34/14/026	F	18	06-July-14	0	0	Y	Y	Y	N	NSL1	R4B
102	FATA	WAZIR-S	WANA	FT/65/14/013	F	21	09-July-14	0	0	Y	Y	Y	N	NSL1	R4B
103	FATA	KHYBER	BARA	FT/34/14/025	F	8	03-July-14	0	0	Y	Y	Y	N	NSL1	R4B
104	KPAKHTUNKHWA	PESHAWAR	PESHAWAR	KP/30/14/067	F	12	04-July-14	0	0	Y	Y	Y	N	NSL1	R4B
105	FATA	WAZIR-N	RAZMAK	FT/64/14/114	F	17	16-July-14	0	0	Y	Y	Y	N	NSL1	R4B
106	KPAKHTUNKHWA	PESHAWAR	PESHAWAR	KP/30/14/070	F	10	12-July-14	3	6	N	Y	Y	N	NSL1	R4B
107	PUNJAB	CHAKWAL	KALAR KAHAR	PB/13/14/019	F	35	7-July-14	3	7+	N	Y	Y	N	NSL1	R4B
108	SINDH	KHINORTH	NORTH	SD/73/14/004	M	66	20-June-14	1	1	Y	Y	Y	Y	NSL1	R4B
109	FATA	WAZIR-S	BIRMAL	FT/65/14/014	F	12	12-July-14	0	0	Y	Y	Y	N	NSL1	
110	FATA	WAZIR-N\$	MIRAN SHAH	FT/64/14/112	M	18	06-July-14	0	0	Y	Y	Y	N	NSL1	R4B

\$ Security compromised area

^Under investigation

* Afp.rec Data as of 28-08-2014

Table 1: List of Confirmed Polio Cases, Pakistan 2014* (6/6)

S.NO.	PROVINCE/ REGION	DISTRICT	TEHSIL	EPID NO.	SEX	AGE (m)	DATE ONSET OF PARALYSIS	NO. OPV DOSES (based on parents recall)		FEVER	Asymmetric Paralysis	Rapid Progression	REFUSAL	WPV TYPE	GENETICS
								Route	SIA's						Cluster
111	FATA	KHYBER\$	BARA	FT/34/14/027	M	18	20-July-14	0	2	Y	N	Y	N	NSL1	
112	FATA	KHYBER\$	BARA	FT/34/14/028	F	12	18-July-14	0	1	Y	Y	Y	N	NSL1	R4B
113	FATA	KHYBER\$	BARA	FT/34/14/030	M	30	23-July-14	0	3	Y	N	Y	N	NSL1	
114	FATA	WAZIR-N	MIRAN SHAH	FT/64/14/120	M	12	16-July-14	3	0	Y	Y	Y	N	NSL1	
115	FATA	WAZIR-N	RAZMAK	FT/64/14/117	M	18	27-July-14	0	2	Y	Y	Y	N	NSL1	
116	SINDH	KHILANDI	LANDI	SD/69/14/012	M	12	08-July-14	2	7+	N	Y	Y	N	NSL1	R4B
117	FATA	KHYBER\$	BARA	FT/34/14/034	M	16	30-July-14	0	0	N	Y	Y	N	NSL1	
118	FATA	KHYBER\$	BARA	FT/34/14/039	M	12	28-July-14	0	0	Y	Y	Y	N	NSL1	
119	KPAKHTUNKHWA	LAKIMARWAT	LAKIMARWAT	KP/62/14/026	F	12	06-Aug-14	0	0	Y	Y	Y	N	NSL1	

\$ Security compromised area

New Case

^Under investigation

* Afp.rec Data as of 28-08-2014

Table 2: LAB Update 2014*

Month of Onset	AFP Cases	No virus isolated	Cases Under Process		Isolated Viruses from stools						
			Culture	ITD	Vaccine viruses		NPEV		Wild	Results within 14 days	
			n	n	n	n	n	%	n	%	n
January	383	267	0	0	25	7	69	18%	17	366	96%
February	368	271	0	0	35	10	42	11%	18	350	95%
March	391	267	0	0	41	10	68	17%	14	378	97%
April	419	277	0	0	12	3	109	26%	17	402	96%
May	505	314	0	0	20	4	149	30%	16	489	97%
June	425	302	2	1	15	4	87	20%	18	404	95%
July	389	247	5	18	6	2	95	24%	18	348	89%
August	304	63	176	19	0	0	42	14%	1	105	35%
Pakistan	3184	2008	183	38	154	5	661	21%	119	2842	89%

* Data as of 01-09-2014

Table 3: Urgent / ITD Pending Cases (1/3)

Basic information										OPV doses				Urgent		Prov	Lab update			Remarks		
S. #	District	Prio	Tehsil city	Union council	Epid number	Date of Onset	Age (M)	Sex	Date of 1st stool	Stool Adeq	Rt	S1As	Last 6 S1As	Last dose	Field	NSC	Diagnosis	Lab No.	Days	Culture update		
Isolates pending for ITSD																						
1	KABDULAH *	1	CHAMAN	ROGHANI2	BN/14/14/016	06-Aug-14	24	F	13-Aug-14	Y	0	0	0		N	Y	LEFT LEG WEAKNESS, TRAUMA	3974	3	L20B+	SERVICE DELIVER ISSUES	
2	QUETTA	1	QUETTA CITY	13D	BN/11/14/013	03-Aug-14	12	M	05-Aug-14	Y	3	7+	5	25-Jun-14	N	N	INJECTION NEURITIS	3734	7	L20B+		
3	FR TANK	1	FR TANK	PING	FT/71/14/002	08-Jul-14	56	F	25-Jul-14	N	0	7+	3		N	N	ATAXIA/GBS	3625	7	L20B+		
4	KHYBER	1	BARA	AKAKHEL	FT/34/14/029	20-Jul-14	8	M	24-Jul-14	Y	0	0	0		Y	Y	POUID / GBS / MENINGITIS	3606	6	P1	Discordant ⚪	
5	KHYBER	1	BARA	GHAIRIZA	FT/34/14/031	24-Jul-14	12	F	29-Jul-14	Y	0	2	0	25-Jan-14	Y	Y	POUID MYELITIS	3581	2	P2	Discordant ⚪	
6	KHYBER	1	BARA	MILWARD	FT/34/14/032	28-Jul-14	24	M	03-Aug-14	Y	0	2	2	15-Jul-14	Y	Y	POUID / GBS	3688	4	P1	Discordant ⚪	
7	KHYBER §	1	BARA	MILWARD	FT/34/14/038	26-Jul-14	8	F	04-Aug-14	Y	0	0	0		Y	Y	POUID MYELITIS / TRAUMATIC NEURITIS	3664	6	P1	Discordant ⚪	
8	KHYBER §	1	BARA	SPIN QABAR	FT/34/14/040	23-Jun-14	13	M	08-Aug-14	Y	0	0	1		Y	Y	INJECTION NEURITIS / POUID MYELITIS	3771	7	P2	Discordant ⚪	
9	KHYBER §	1	BARA	SPIN QABAR	FT/34/14/040-C3		24	M	09-Aug-14	-	-	-	-		-	-	-	3774	7	SL2	Waiting rRT PCR for VDPV screening	
10	KHYBER	1	#	#	FT/34/14/042	07-Aug-14	12	F	19-Aug-14	#	#	#	#		Y	#	-	3882	5	L20B+		
11	KHYBER §	1	#	#	FT/34/14/045	04-Aug-14	6	M	14-Aug-14	#	#	#	#		Y	#	-	3840	5	SL1	Waiting rRT PCR for VDPV screening	
12	KHYBER §	1	BARA	MILWARD	FT/34/14/046	12-Aug-14	15	M	16-Aug-14	Y	0	0	0		Y	Y	INJECTION NEURITIS / POUID	3837	5	SL1	Waiting rRT PCR for VDPV screening	
13	KHYBER §	1	BARA	MILWARD	FT/34/14/047	11-Aug-14	18	M	18-Aug-14	Y	0	0	0		Y	Y	INJECTION NEURITIS	3866	5	SL		
14	KHYBER	1	#	#	FT/34/14/048	15-Aug-14	30	M	18-Aug-14	#	#	#	#		Y	#	-	3883	5	L20B+		
15	KHYBER	1	BARA	SHALOBAR	FT/34/14/049	10-Aug-14	18	M	19-Aug-14	Y	0	1	0	01-May-13	Y	Y	POUID / GBS	3905	4	L20B+		
16	KHYBER	1	#	#	FT/34/14/052	18-Aug-14	11	F	20-Aug-14	#	#	#	#		Y	#	-	3944	5	L20B+		
17	KHYBER	1	BARA	SAFOI	FT/34/14/053	05-Aug-14	9	M	18-Aug-14	N	0	0	0		Y	Y	GBS / POUID / INJECTION NEURITIS	3904	3	L20B+		
18	KHYBER	1	#	#	FT/34/14/055	15-Aug-14	19	M	22-Aug-14	#	#	#	#		Y	#	-	3980	3	L20B+		

* New addition § New results # Data not available ✖ NSC Criteria = Fever, Rapid Progress, Age < 48 months and OPV Doses < 7 UP = Under process
Urgent (Field/NSC) / Inadequate specimens / Age 12-35 months / Zero OPV dose ⚪ Pending for genomic sequencing

Table 3: Urgent / ITD Pending Cases (2/3)

Basic information											OPV doses				Urgent		Prov	Lab update			Remarks
S. #	District	Prio rity	Tehsil	Union council	Epid number	Date of Onset	Age (M)	S e x	Date of 1st stool	Stool Adeq	RI	SIAs	Last 6 SIAs	Last dose	Field	NSC ¥	Diagnosis	Lab No.	Days Inoc	Culture update	Remarks
19	MOHMAND	1	SAFI	SAGI UPPER	FT/35/14/007	25-Jul-14	12	M	02-Aug-14	Y	3	6	6		N	Y	TRAUMATIC NEURITIS	3593	6	L20B+	
20	WAZIR-N	1	MIR ALI	KITO PAR	FT/64/14/119	24-Jul-14	16	M	26-Jul-14	Y	0	4	4	15-Jul-14	Y	N	GBS/POLIO	2003	9	L20B+	
21	WAZIR-N	1	RAZMAK	ASAD KHEL	FT/64/14/122	15-Jul-14	12	M	15-Aug-14	N	0	0	0		N	Y	POLIO	3887	5	L20B+	
22	WAZIR-N *	1	#	#	FT/64/14/125	17-Aug-14	23	F	23-Aug-14	#	#	#	#		Y	#	.	4008	5	L20B+	
23	WAZIR-S	1	WANA	DZA GHUNDAI	FT/65/14/016	25-Jul-14	26	F	30-Jul-14	Y	0	0	0		Y	Y	POLIO	3602	5	P1	Discordant ⚪
24	WAZIR-S	1	LADHA	SHAKTOI	FT/65/14/017	28-Jul-14	18	M	06-Aug-14	Y	0	1	0	01-Jan-14	N	Y	POLIOMYELITIS	3681	4	P1	Discordant ⚪
25	WAZIR-S §	1	WANA	AZAM WARSAK	FT/65/14/018	04-Aug-14	10	M	07-Aug-14	Y	0	0	0	11-Aug-14	Y	Y	POLIOMYELITIS / HEMIPLEGIA	3758	7	P1	Discordant ⚪
26	WAZIR-S	1	BIRMAL	SHIN WRSAK	FT/65/14/023	09-Aug-14	33	F	13-Aug-14	Y	0	0	0		Y	Y	POLIO / MENINGITIS	3916	4	L20B+	
27	WAZIR-S	1	BIRMAL	AZAM WARSAK	FT/65/14/024	11-Aug-14	18	F	13-Aug-14	Y	0	0	0		Y	Y	POLIO	3918	4	L20B+	
28	BANNU	1	BANNU	MITAKHEL	KP/61/14/027	27-Jul-14	12	M	02-Aug-14	Y	0	0	0		Y	Y	POLIO	3635	5	P1	Discordant ⚪
29	BANNU	1	BANNU	MITA KHEL	KP/61/14/031	31-Jul-14	5	F	08-Aug-14	Y	0	6	6	26-Jul-14	Y	Y	POLIOMYELITIS	3738	6	EV	
30	BANNU §	1	BANNU	JANDO KHEL	KP/61/14/032	30-Jul-14	15	M	08-Aug-14	Y	0	2	0		Y	Y	POLIOMYELITIS	3739	6	P1	Discordant ⚪
31	BANNU §	1	#	#	KP/61/14/800	23-Jul-14	36	F	27-Jul-14	Y	0	0	0		Y	Y	POLIO	3634	5	P1	Discordant ⚪
32	PESHAWAR	1	PESHAWAR	DEH BAHDUR	KP/30/14/076	23-Jul-14	30	M	25-Jul-14	Y	3	7+	05-Jan	15-Jun-14	N	Y	HYPOKALEMIA	3607	7	L20B+	
33	TANK	1	TANK	MULAZAI	KP/63/14/007	29-Jul-14	12	M	01-Aug-14	Y	3	3	2		Y	Y	ATAXIA/ PARAPLEGIA/GBS	3576	3	P1	Discordant ⚪
34	TANK §	1	TANK	GARRA BALOCH	KP/63/14/009	04-Aug-14	12	M	05-Aug-14	Y	0	4	3		Y	Y	GBS / MENINGITIS / POLIO	3712	9	P1	Discordant ⚪
35	TANK	1	TANK	GARRA BALOCH	KP/63/14/010	08-Aug-14	8	M	11-Aug-14	Y	0	3	0		Y	Y	POLIO	3873	5	L20B+	
36	DGKHAN	2	DGKHAN	KOT CHUTTA	PB/81/14/080	12-Jul-14	18	M	24-Jul-14	Y	1	12	6	10-Jul-14	N	Y	TRAUMATIC NEURITIS	3638	7	L20B+	
37	RAJANPUR *	2	#	#	PB/82/14/062	06-Aug-14	54	M	22-Aug-14	#	#	#	#	03-May-14	N	#	#	4108	4	L20B+	
38	KHIGADAP §	1	GADAP	8	SD/63/14/024	27-Jul-14	22	F	05-Aug-14	Y	0	5	1	12-May-14	Y	Y	TRAUMATIC NEURITIS	3746	7	P1	Discordant ⚪
39	KHIORANGI *	1	ORANGI	7	SD/75/14/010	17-Aug-14	22	F	20-Aug-14	Y	0	0	0		Y	Y	GBS	3996	5	L20B+	REFUSAL

Reported urgent (by field / NSC¥ criteria)

* New addition

§ New results

#Data not available

¥ NSC Criteria = Fever, Rapid Progress, Age < 48 months and OPV Doses < 7

UP = Under process

Urgent (Field/NSC) / Inadequate specimens / Age 12-35 months / Zero OPV dose

⚪ Pending for genomic sequencing

Table 3: Urgent / ITD Pending Cases (3/3)

S. #	Basic information										OPV doses				Urgent		Prov Diagnosis	Lab update			Remarks
	District	Prio- rity	Tehsil	Union council	Epid number	Date of Onset	Age (M)	S e x	Date of 1st stool	Stool Adeq	Ri	SIAs	Last 6 SIAs	Last dose	Field	NSC Y		Lab No.	Days Inoc	Culture update	
40	HATTIAN	4	HATTIAN	CHINARI	AJ/90/14/002	15-Aug-14	5	M	20-Aug-14	Y	3	0	0	08-Aug-14	N	Y	3994	6	UP		
41	KABDULAH	1	CHAMAN	EIDGAH	BN/14/14/017	19-Aug-14	42	F	22-Aug-14	Y	0	0	0		N	Y	4044	6	UP	REFUSAL	
42	KHYBER	1	#	#	FT/34/14/051	02-Aug-14	12	M	19-Aug-14	#	#	#	#	Y	#	4055	6	UP			
43	WAZIR N	1	#	#	FT/65/14/026	06-Aug-14	25	M	19-Aug-14	#	#	#	#	Y	#	3975	8	UP			
44	HYDERABAD	2	HYDERABAD CITY	16	SD/21/14/024	15-Aug-14	6	M	17-Aug-14	Y	0	4	4	25-Jun-14	N	Y	3960	8	UP		

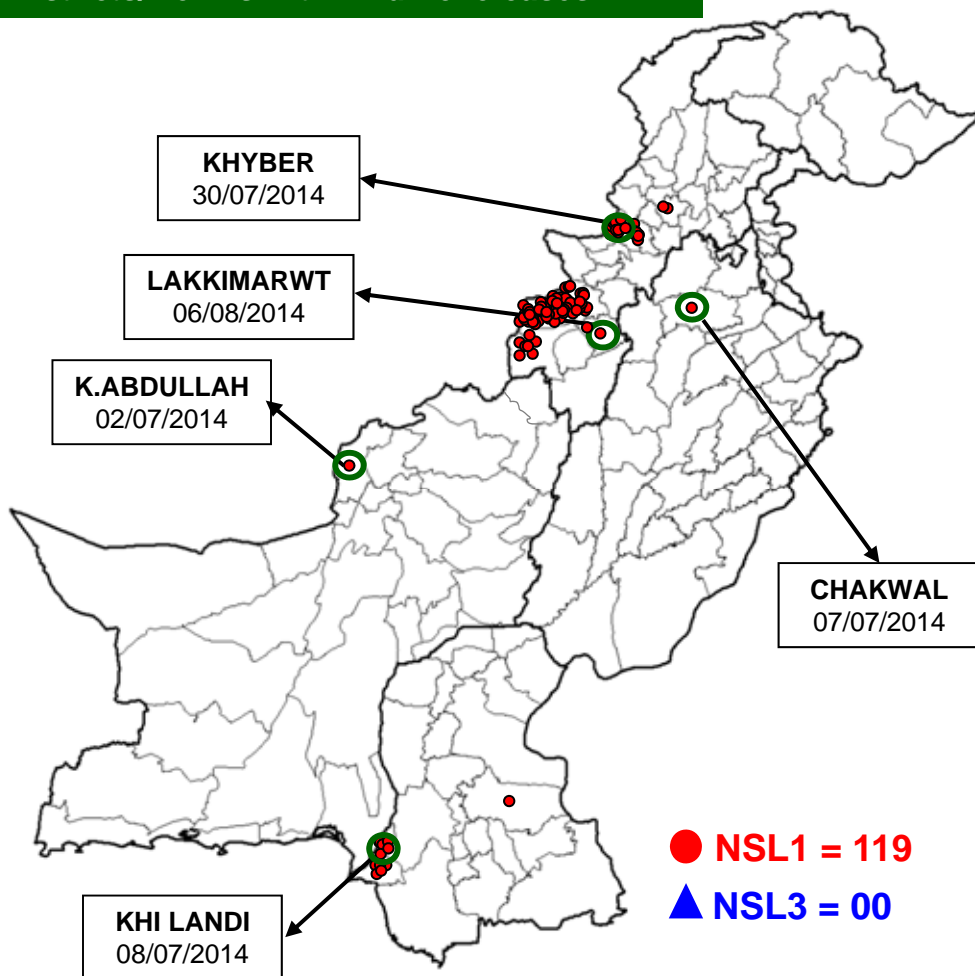
* New addition § New results #Data not available ¥ NSC Criteria = Fever, Rapid Progress, Age < 48 months and OPV Doses <7 UP = Under process
 Urgent (Field/NSC) / Inadequate specimens / Age 12-35 months / Zero OPV dose † Pending for genomic sequencing

Comparison of environmental sampling results, 2013-14

DISTRICT	2013			2014			Last
	TOTAL	WILD		TOTAL	WILD		
	n	n	%	n	n	%	
LAHORE	40	0	0%	33	11	33%	12-Jul-14
MULTAN	24	1	4%	20	1	5%	19-Jul-14
RAWALPINDI	8	3	38%	12	2	17%	21-May-14
FAISALABAD	24	1	4%	20	0	0%	03-Jan-13
KHIGIQBAL	16	2	13%	14	11	79%	16-Jul-14
KHIGADAP	22	7	32%	20	10	50%	10-Jul-14
KHIBALDIA	16	0	0%	13	6	46%	08-May-14
SUKKUR	16	0	0%	14	2	14%	05-Jun-14
HYDERABAD	8	7	88%	7	4	57%	03-Jul-14
JACOBABAD	0	0	-	2	0	-	-
PESHAWAR	16	13	81%	19	9	47%	24-Jun-14
QUETTA	23	1	4%	19	5	26%	20-Jun-14
PAKISTAN	213	35	16%	193	61	32%	19-Jul-14

Map1: Distribution of Wild Polio cases Pakistan 2014*

Districts/ Towns with Wild Polio cases = 17



Province/ Country	Date of Last Case		Number of cases 2013	
	P1	P3	P1	P3
PUNJAB	July, 2014	Jun, 2010	1	-
SINDH	July, 2014	Jan, 2010	11	-
KHYBER- PAKHTUNKHWA	Aug, 2014	Oct, 2010	20	-
FATA	July, 2014	Apr, 2012	86	-
BALUCHISTAN	July, 2014	Apr, 2010	1	-
AJK	June, 2000	Jun, 2000	-	-
GILGIT-BALTISTAN	Aug, 2012	-	-	-
ISLAMABAD	Sep, 2008	Sep, 2008	-	-
PAKISTAN	July, 2014	Apr, 2012	119	-

○ District with last polio case in province

Cases randomly placed
in districts

— Provincial Boundary
— Districts Boundary

* Afp.rec Data as of 28-08-2014

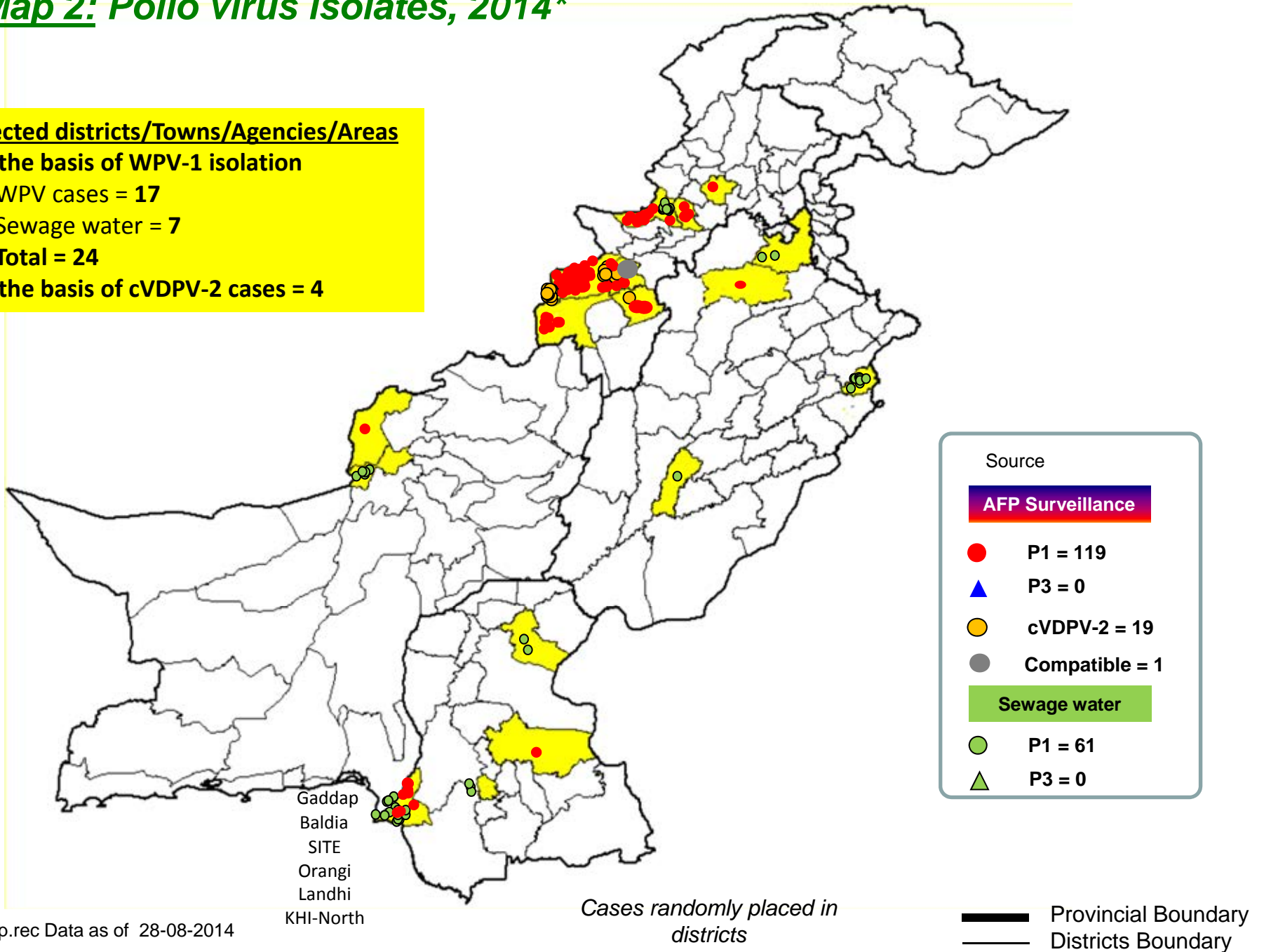
Map 2: Polio virus isolates, 2014*

Infected districts/Towns/Agencies/Areas

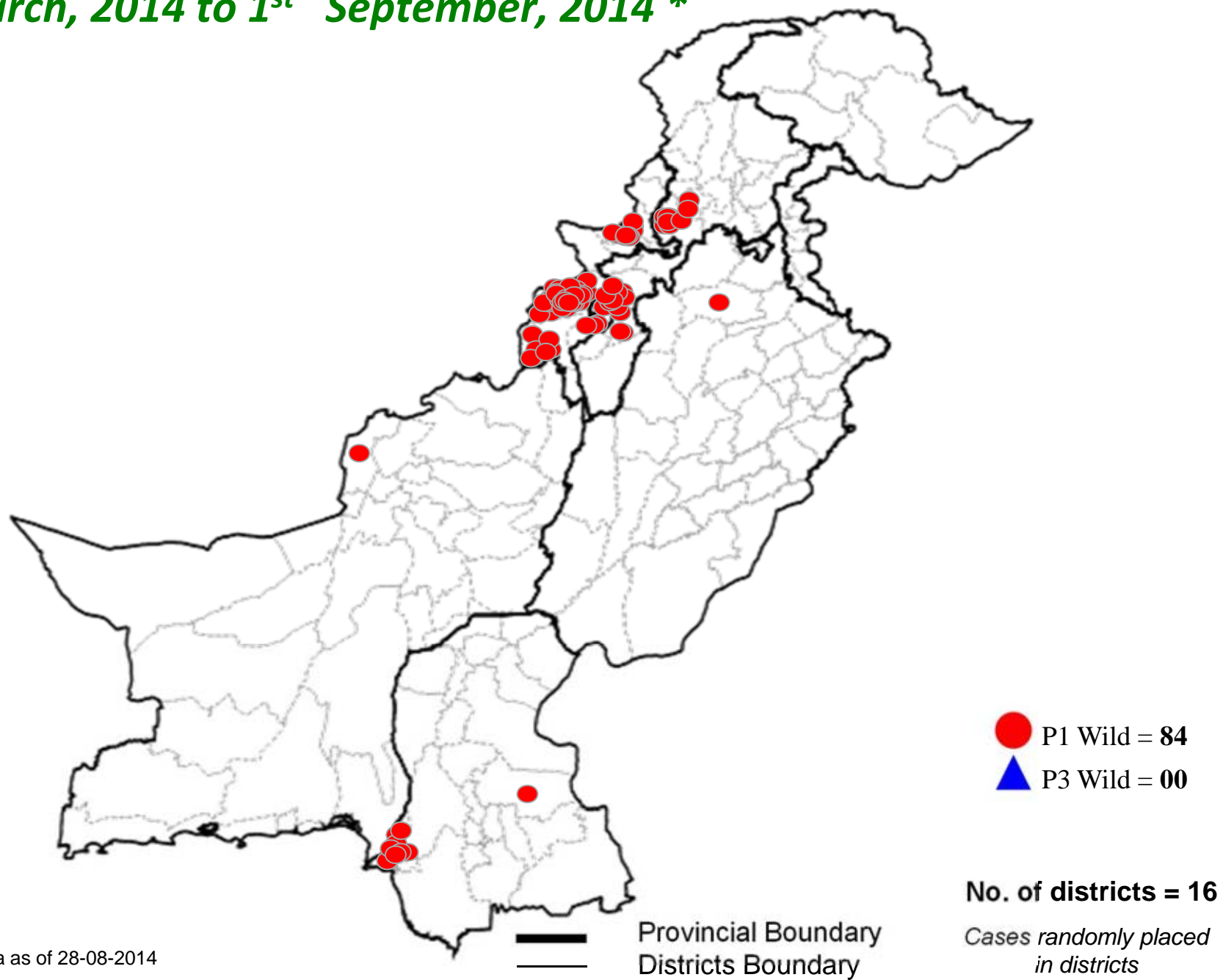
On the basis of WPV-1 isolation

- WPV cases = 17
- Sewage water = 7
- Total = 24

On the basis of cVDPV-2 cases = 4



**Map 3: Wild Polio cases in the last 6 months;
2nd March, 2014 to 1st September, 2014 ***



* Afp.rec Data as of 28-08-2014

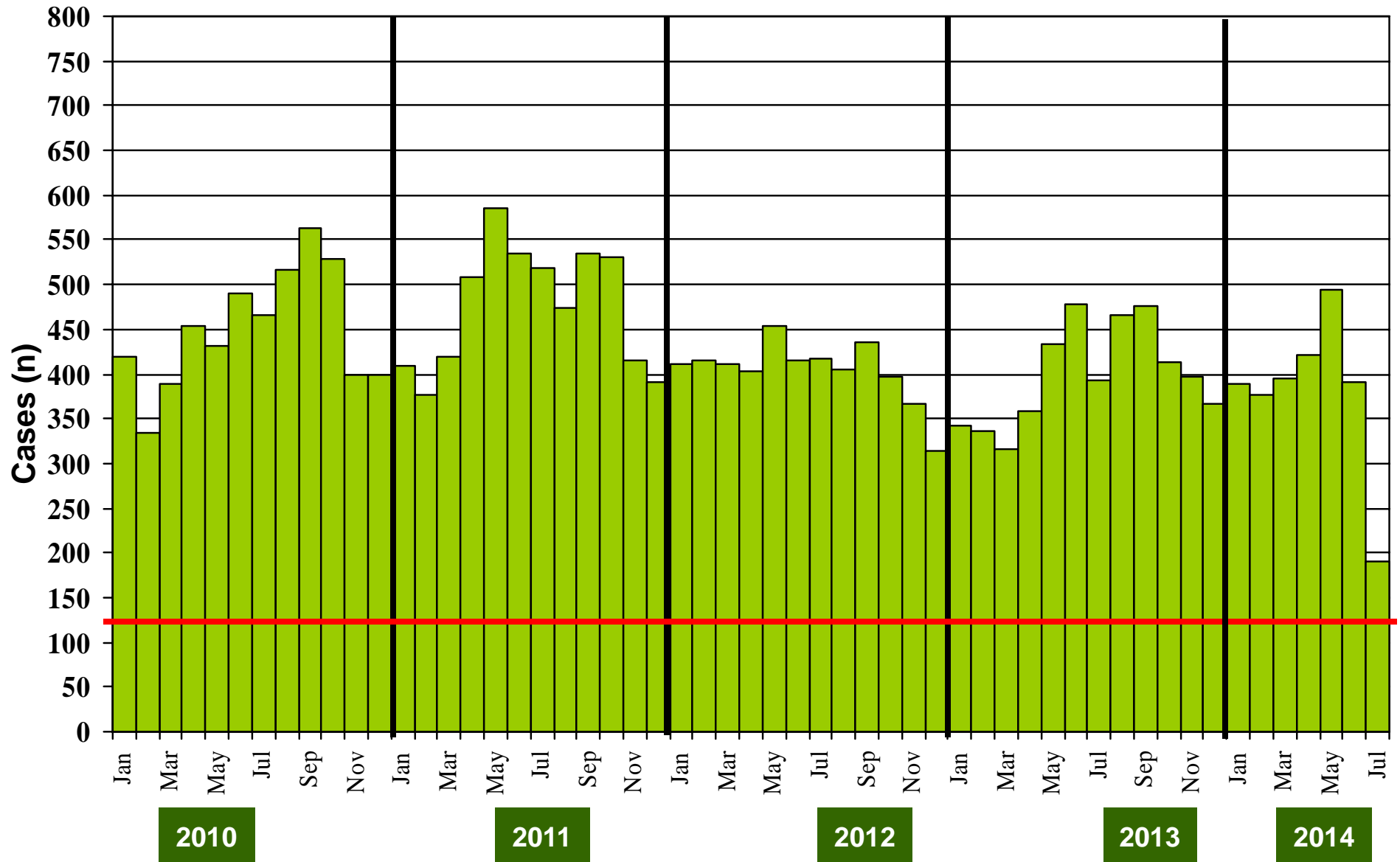
**Table 4: Distribution of AFP Cases By Week of Onset ^
Pakistan 2014* [Week number/Ending on]**

PROVINCE	W 20 17 May 2014	W 21 24 May 2014	W 22 31 May 2014	W 23 07 June 2014	W 24 14 June 2014	W 25 21 June 2014	W 26 28 June 2014	W 27 05 July 2014	W 28 12 July 2014	W 29 19 July 2014	W 30 26 July 2014	W 31 02 Aug 2014	W 32 09 Aug 2014	W 33 16 Aug 2014	W 34 23 Aug 2014
PUNJAB	58	59	60	55	60	50	52	58	43	44	29	31	40	38	14
SINDH	29	15	10	20	20	19	20	14	16	22	12	16	12	14	7
KP	14	24	18	22	12	18	20	22	20	15	14	20	21	19	5
FATA	11	6	10	7	5	4	6	2	7	4	14	11	15	13	2
BALUCHISTAN	2	6	2	4	4	3	4	6	6	2	6	5	3	5	3
AJK	1	2	2	0	1	1	2	0	1	0	0	1	0	1	0
GILGIT BILTISTAN	0	1	1	0	0	1	0	0	0	0	0	0	0	0	0
ISLAMABAD	0	1	0	0	0	0	1	1	0	0	1	1	0	0	0
PAKISTAN	115	114	103	108	102	96	105	103	93	87	76	85	91	90	31

* Afp.rec & Afplab.rec: Data as of 28-08-2014

^ MMWR Epidemiological Weeks

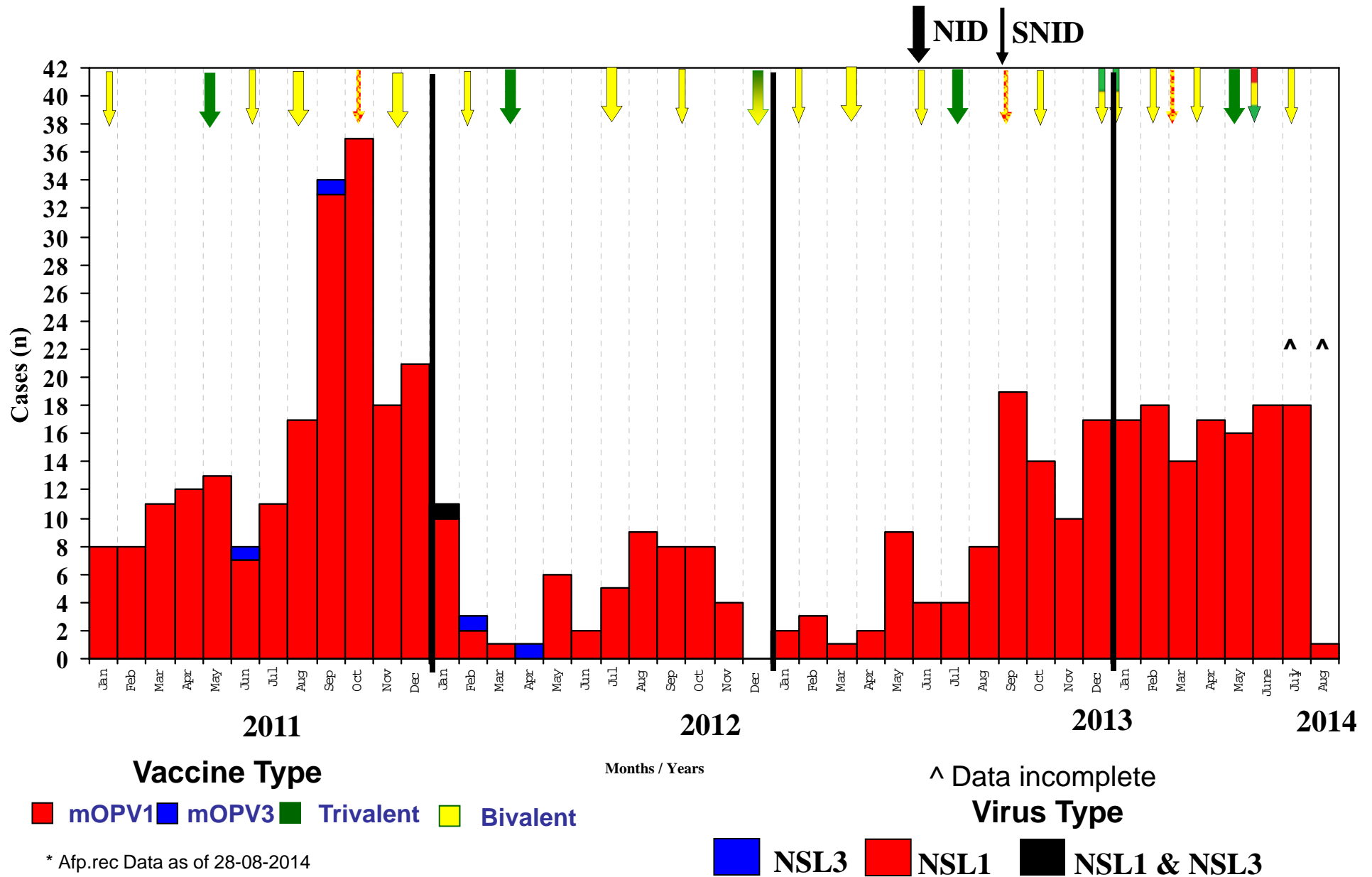
Graph 1: Distribution of AFP Cases by Month, Pakistan 2010-2014*



@ Non-polio AFP rate of 2/100,000 children < 15 years

* Afp.rec Data as of 28-08-2014

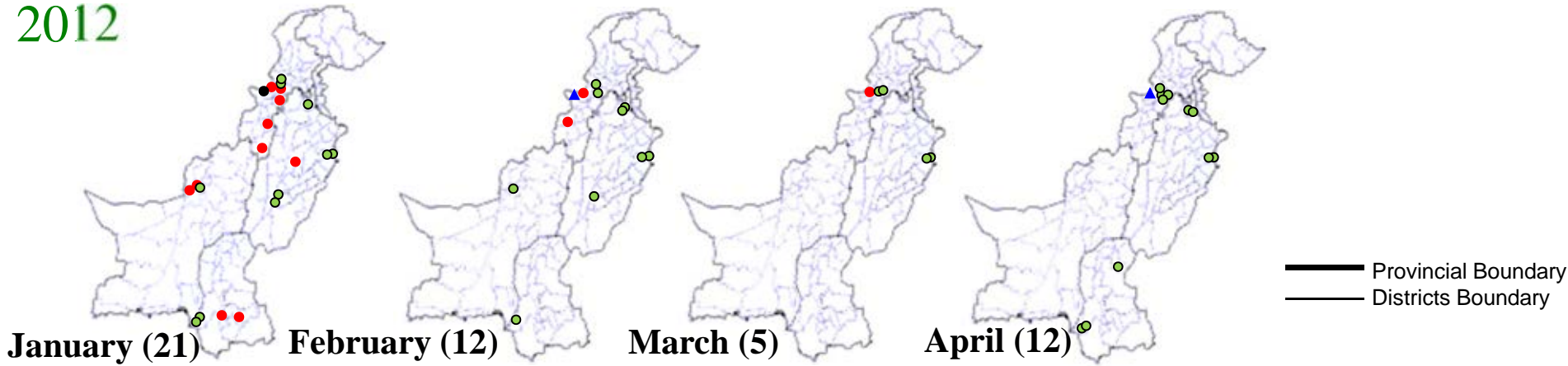
Confirmed Polio Cases By Poliovirus Type, 2011-2014*



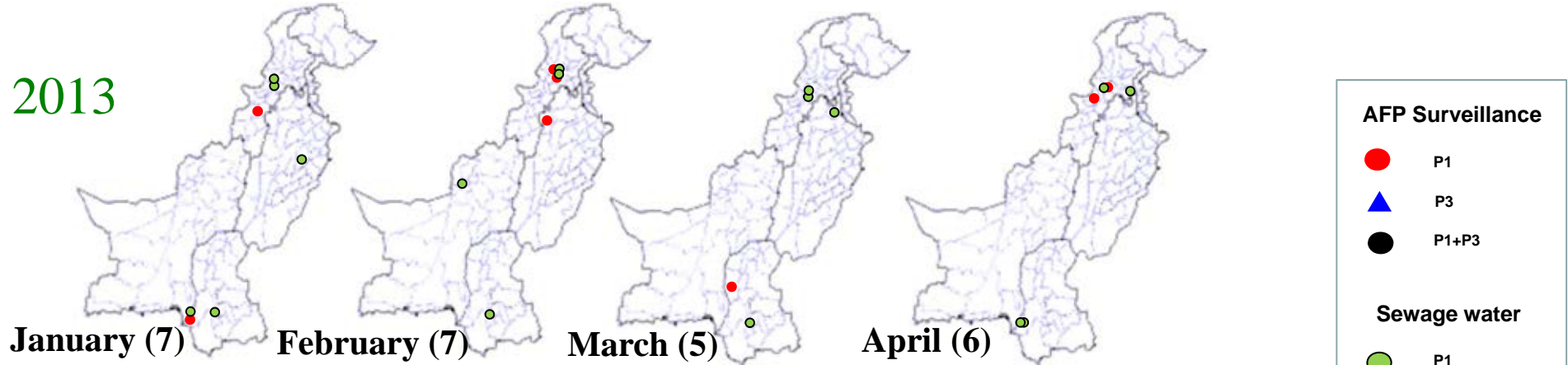
* Afp.rec Data as of 28-08-2014

Map 4: Monthly Comparison of P1 & P3 Polio Cases/Isolates 2012-2014*

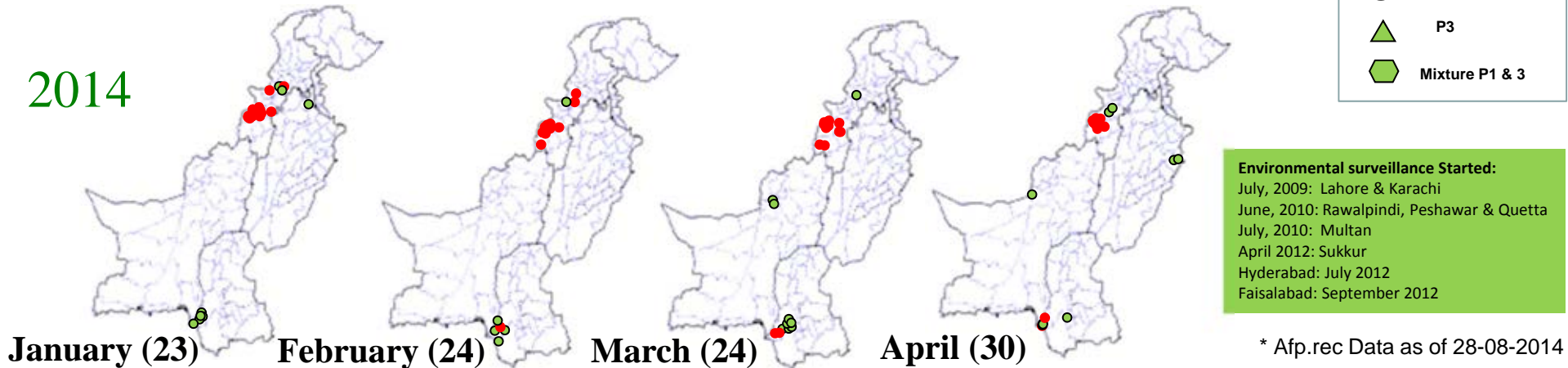
2012



2013



2014



AFP Surveillance

- P1
- ▲ P3
- P1+P3

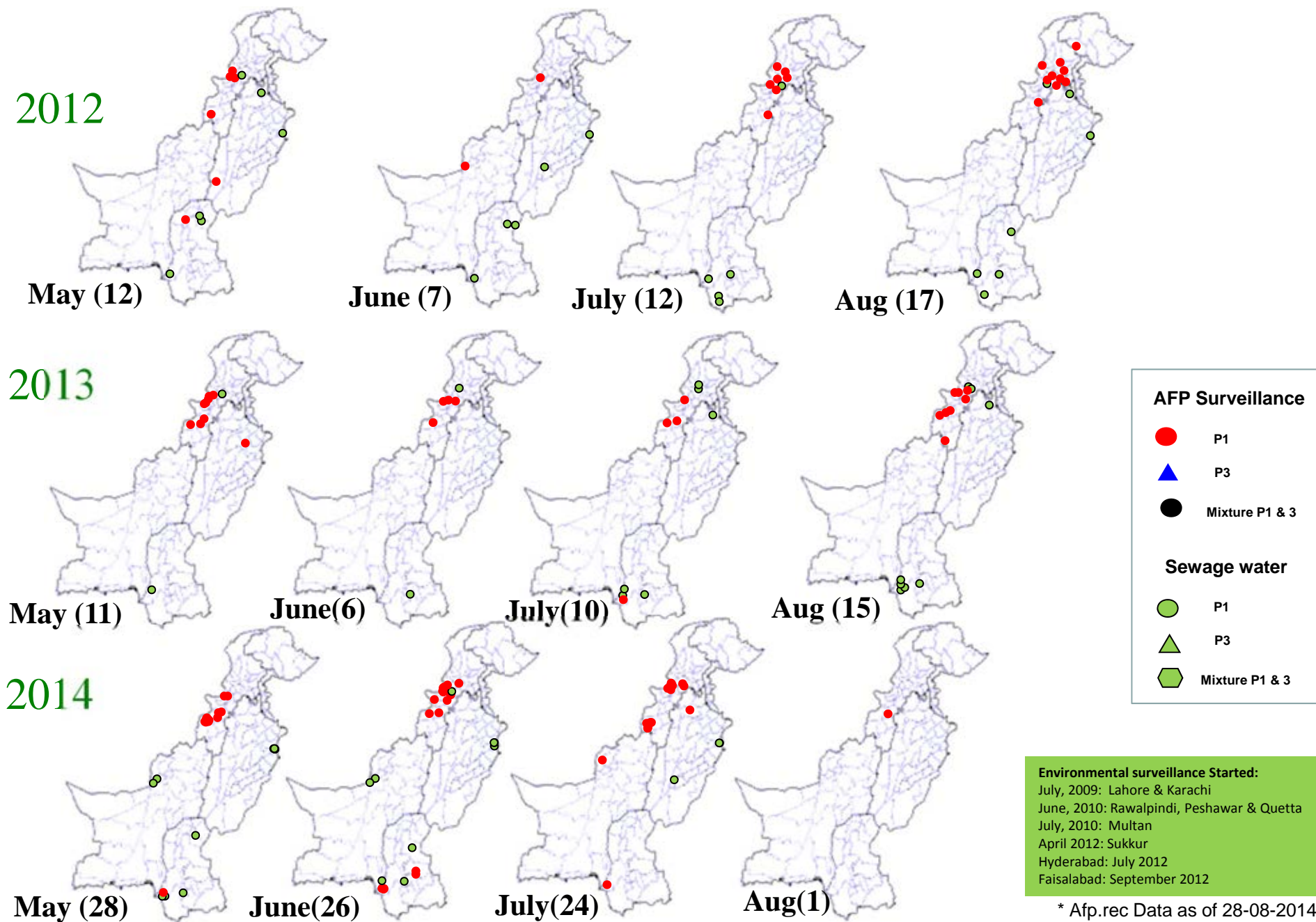
Sewage water

- P1
- ▲ P3
- ◈ Mixture P1 & 3

Environmental surveillance Started:
 July, 2009: Lahore & Karachi
 June, 2010: Rawalpindi, Peshawar & Quetta
 July, 2010: Multan
 April 2012: Sukkur
 Hyderabad: July 2012
 Faisalabad: September 2012

* Afp.rec Data as of 28-08-2014

Map 4.1: Monthly Comparison of P1 & P3 Polio Cases/Isolates 2012-2014*



* Afp.rec Data as of 28-08-2014

Map 4.2: Monthly Comparison of P1 & P3 Polio Cases/Isolates 2012-2014*

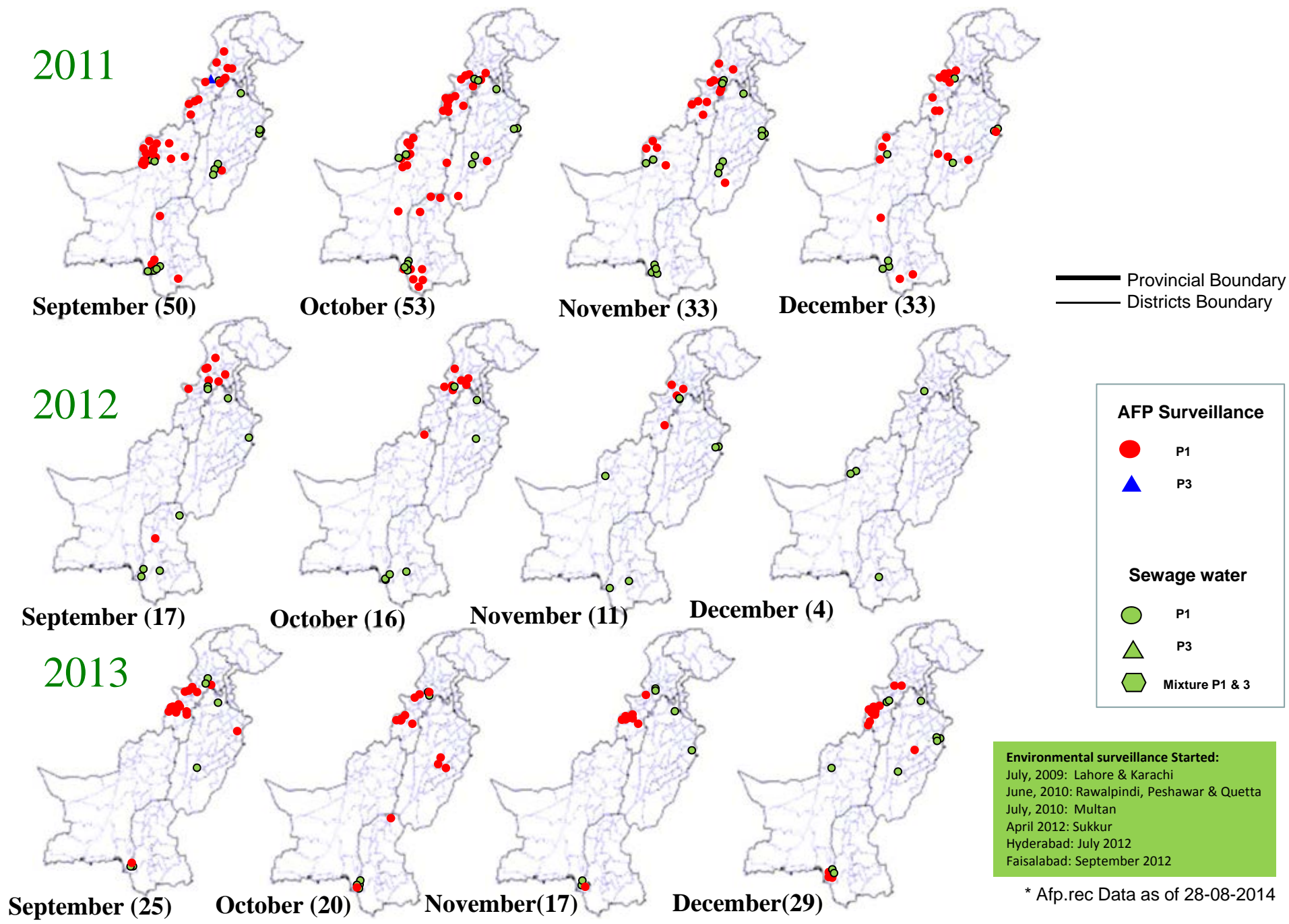
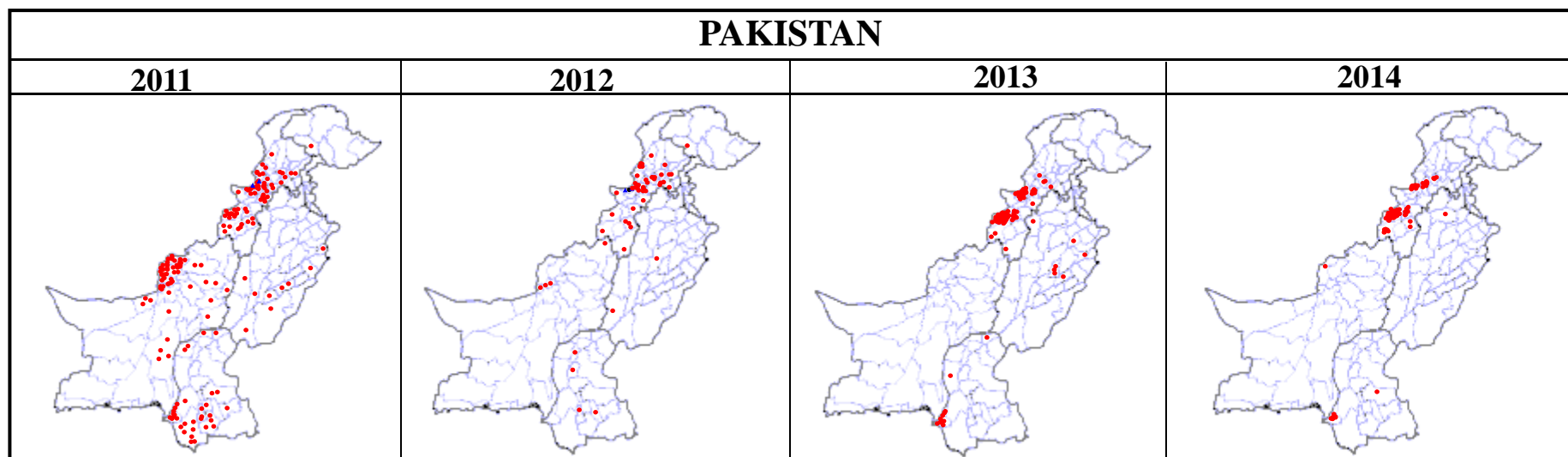


Table 5: Polio Eradication Update, Pakistan 2011-2014*

Province/Region	Polio 1				Polio 3				Total Wild			
	2011	2012	2013	2014	2011	2012	2013	2014	2011	2012	2013	2014
PUNJAB	9	2	7	1	0	-	-	-	9	2	7	1
SINDH	33	4	10	11	0	-	-	-	33	4	10	11
KP	23	27	11	20	0	-	-	-	23	27	11	20
FATA^	57	17	65	86	2	2	-	-	59	20^	65	86
BALUCHISTAN	73	4	-	1	0	-	-	-	73	4	-	1
AJK	0	-	-	-	0	-	-	-	0	-	-	-
Gilgit-Baltistan	1	1	-	-	0	-	-	-	1	1	-	-
ISLAMABAD	0	-	-	-	0	-	-	-	0	-	-	-
PAKISTAN	196	55	93	119	2	2	-	-	198	58	93	119

^ FATA reported mixture of NSL1 & NSL3



* Afp.rec Data as of 28-08-2014

Table 6: Vaccination status of non polio AFP cases age 6-59 months 2011-2014*

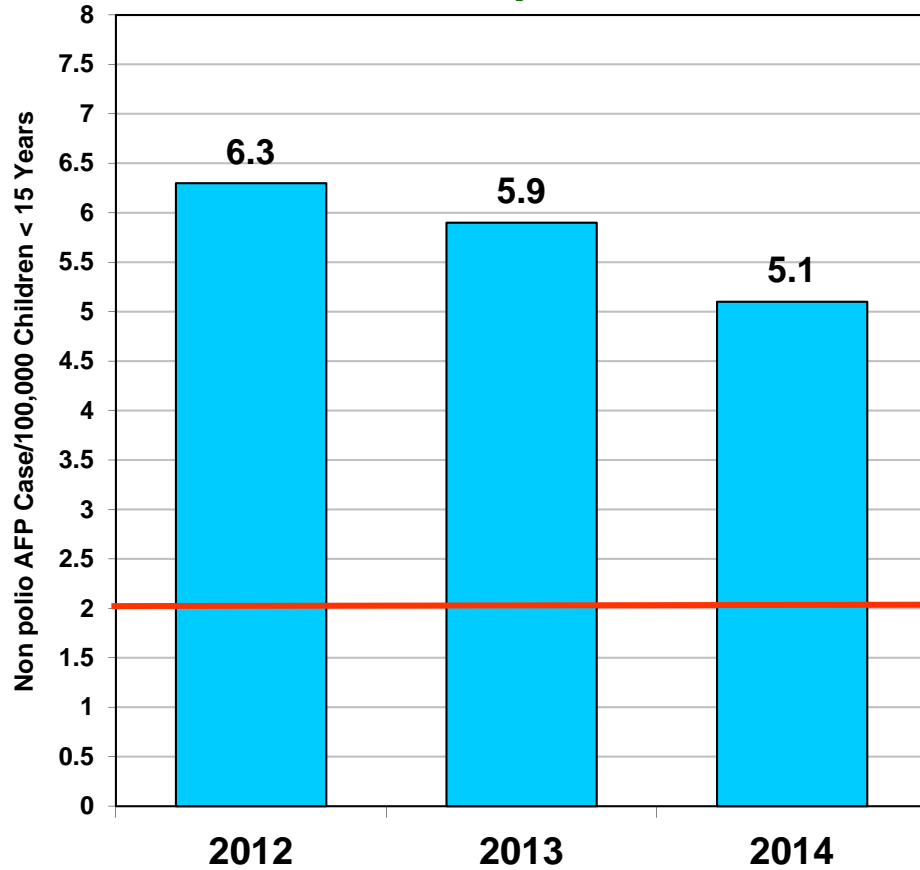
REGION	0 dose				1-2 doses				3 doses				4-6 doses				7+ doses			
	11	12	13	14	11	12	13	14	11	12	13	14	11	12	13	14	11	12	13	14
Central Punjab	0%	0%	0%	0%	1%	0%	0%	0%	2%	0%	1%	1%	6%	4%	7%	4%	92%	95%	91%	95%
North Punjab	0%	0%	0%	0%	1%	0%	0%	1%	1%	0%	0%	1%	5%	4%	4%	3%	93%	96%	96%	94%
South Punjab	0%	0%	0%	0%	0%	0%	0%	0%	1%	0%	0%	0%	5%	4%	5%	2%	93%	96%	94%	97%
PUNJAB	0%	0%	0%	0%	1%	0%	0%	0%	1%	0%	0%	1%	5%	4%	6%	3%	93%	96%	93%	96%
Karachi	4%	1%	1%	9%	1%	1%	5%	4%	0%	2%	0%	4%	6%	6%	6%	4%	86%	90%	88%	79%
North Sindh	0%	0%	0%	0%	1%	0%	0%	0%	0%	1%	0%	0%	5%	4%	5%	5%	94%	94%	95%	95%
South Sindh	1%	0%	0%	0%	1%	1%	0%	1%	0%	2%	1%	0%	6%	4%	7%	8%	96%	93%	91%	91%
SINDH	1%	0%	0%	2%	1%	1%	1%	1%	0%	1%	0%	1%	6%	4%	5%	6%	92%	93%	92%	91%
Central Khyber Pakhtunkhwa	1%	2%	2%	1%	1%	1%	1%	2%	0%	0%	1%	1%	3%	2%	2%	3%	95%	95%	95%	93%
North Khyber Pakhtunkhwa	1%	2%	1%	4%	2%	2%	1%	2%	1%	2%	1%	3%	7%	9%	7%	8%	90%	85%	91%	83%
South Khyber Pakhtunkhwa	2%	2%	1%	5%	4%	1%	0%	3%	4%	1%	1%	2%	7%	9%	4%	5%	83%	87%	95%	85%
Khyber Pakhtunkhwa	1%	2%	1%	3%	2%	1%	0%	2%	1%	1%	1%	2%	5%	6%	4%	5%	91%	89%	94%	88%
FATA	14%	18%	39%	51%	10%	6%	6%	11%	5%	3%	6%	2%	11%	12%	6%	2%	61%	62%	43%	34%
North Balochistan	4%	12%	9%	5%	12%	10%	11%	5%	23%	3%	3%	8%	12%	17%	28%	13%	50%	57%	49%	69%
Quetta Block	31%	14%	8%	0%	10%	10%	8%	0%	3%	0%	0%	0%	14%	14%	9%	0%	43%	62%	64%	100%
Rest of Balochistan	7%	9%	5%	7%	2%	6%	3%	7%	5%	5%	5%	4%	10%	10%	25%	15%	76%	70%	60%	67%
BALUCHISTAN	16%	8%	6%	4%	6%	8%	6%	4%	6%	3%	4%	4%	12%	17%	20%	9%	60%	64%	64%	78%
PAKISTAN	2%	1%	3%	4%	1%	1%	1%	2%	1%	1%	1%	1%	6%	5%	6%	4%	89%	92%	89%	89%

* Afp.rec Data as of 28-08-2014

Key Surveillance Indicators; 2012-2014*

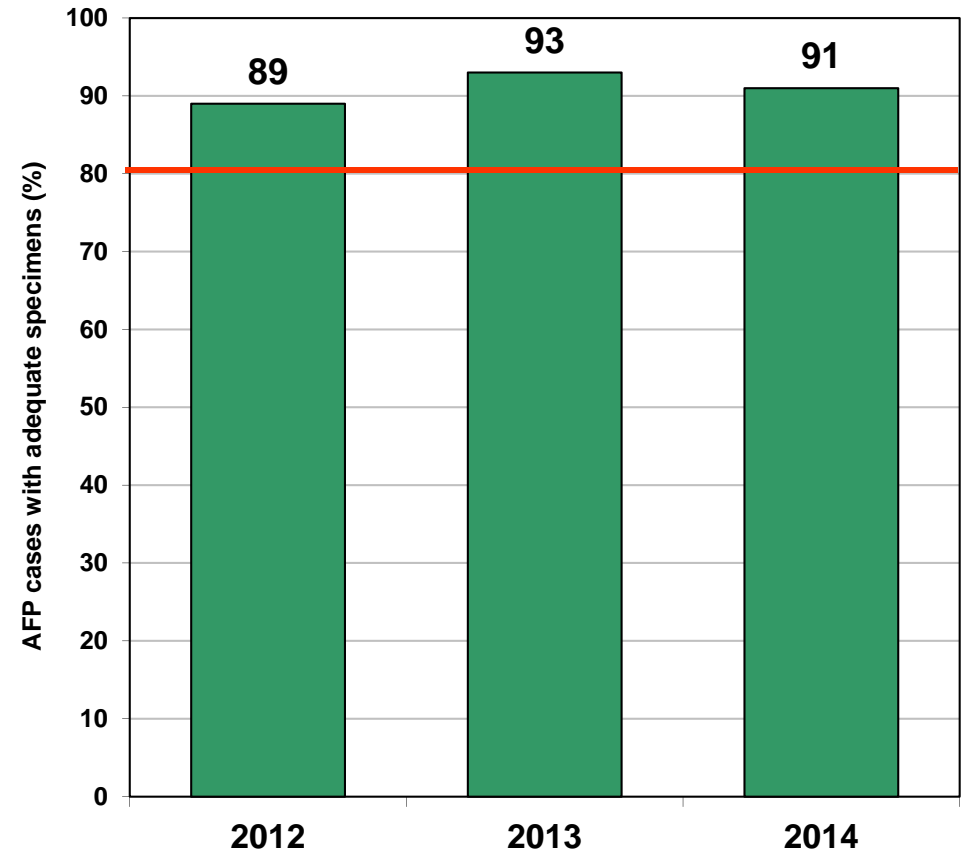
(Non polio AFP rate and % AFP cases with adequate specimens)

Graph 3



■ Non Polio AFP Rate

Graph 4



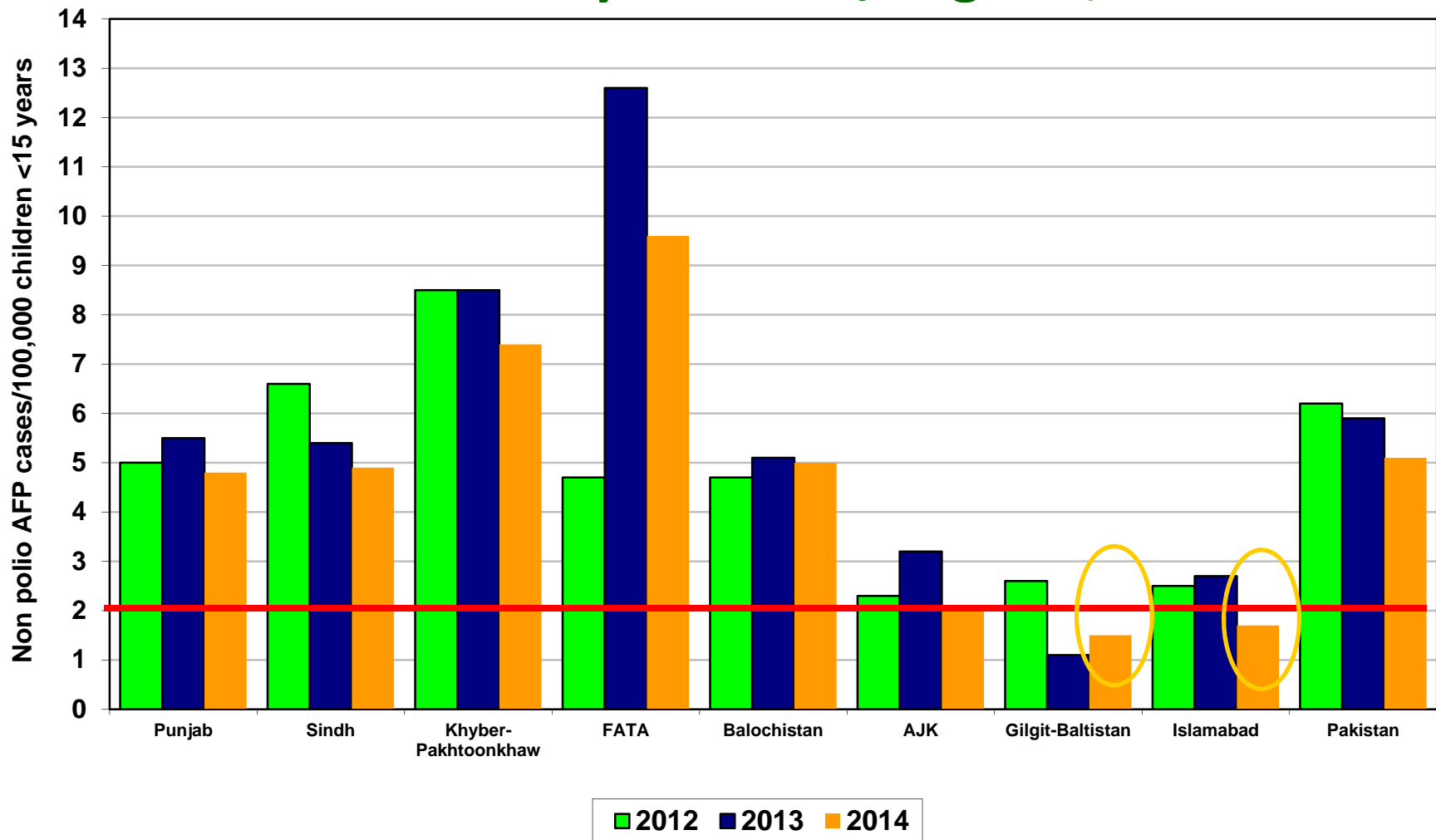
■ % AFP with Adequate Specimens

— Target

Non Polio AFP rate Up to Week No. 34 ended on 23rd August, 2014

* Afp.rec Data as of 28-08-2014

Non Polio AFP Rate By Province/Regions, 2012-2014*

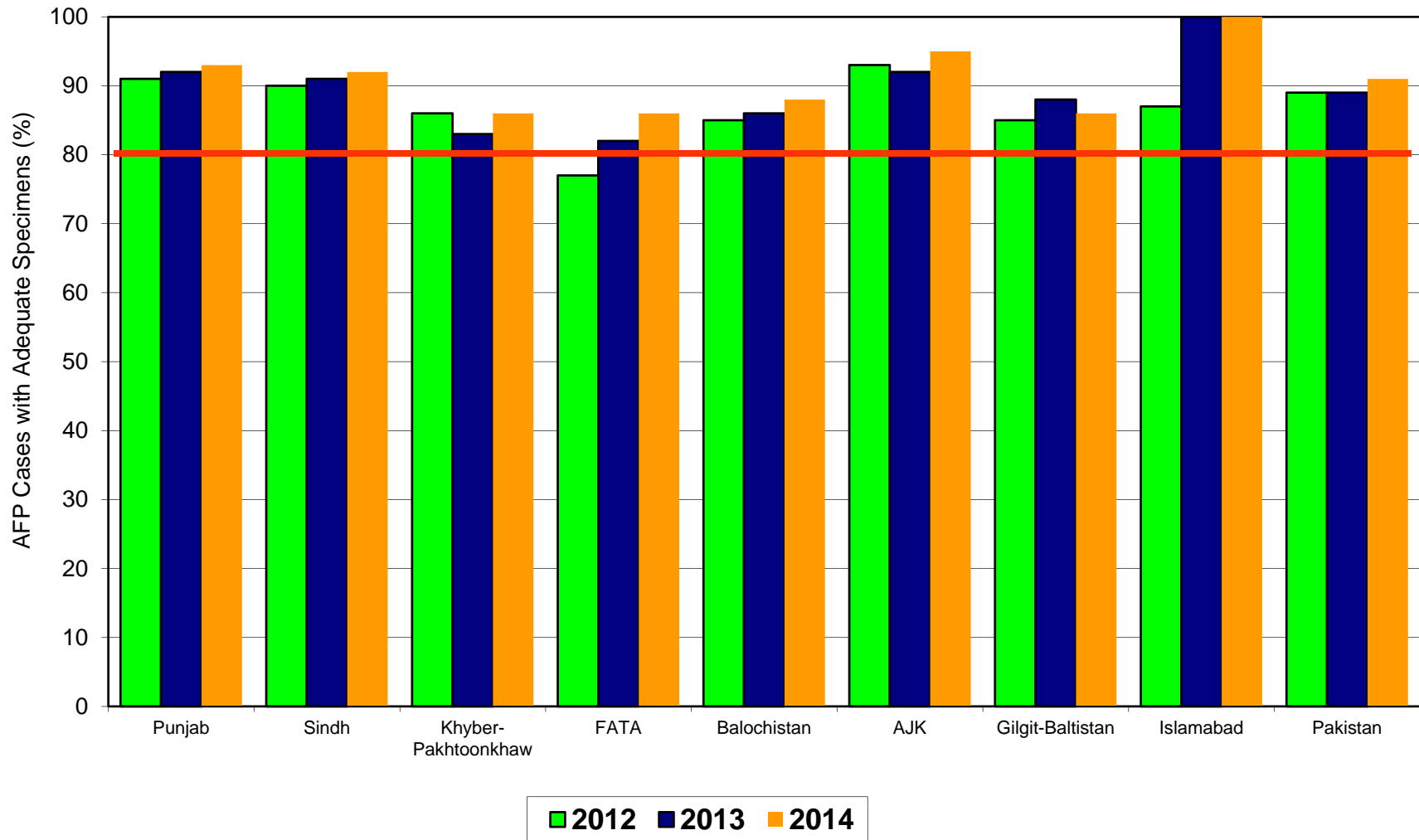


Non Polio AFP rate Up to Week No. 34 ended on 23rd August, 2014

Target Non-Polio AFP Rate 2/ 100000 < 15 years of the age

* Afp.rec Data as of 28-08-2014

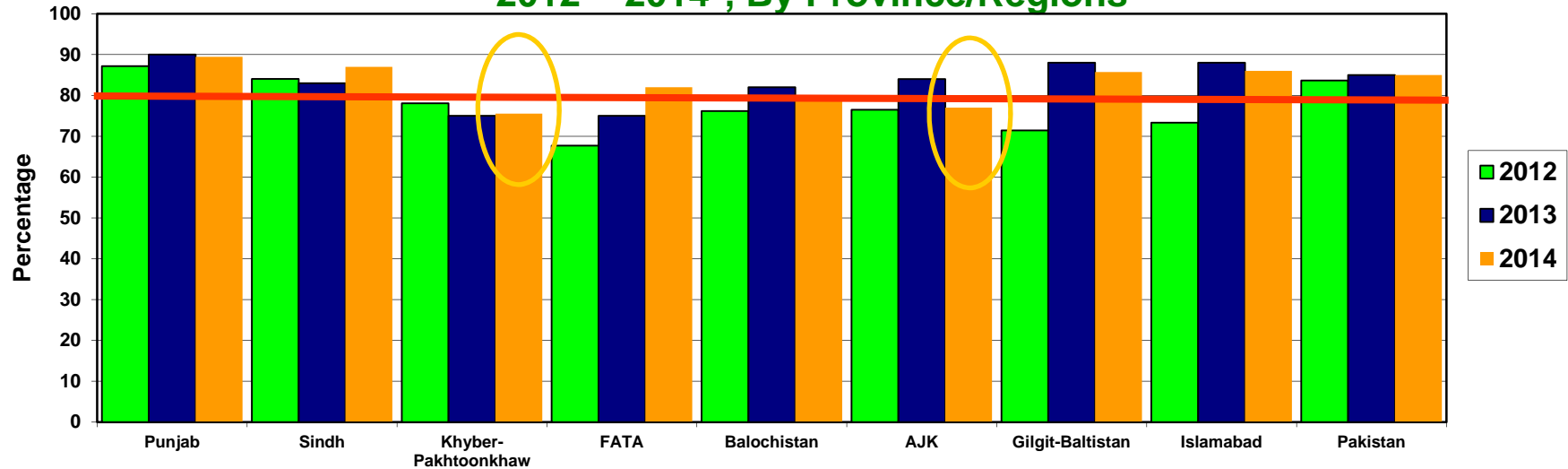
Percent AFP Cases with Adequate Specimens By Province/Regions, 2012-2014*



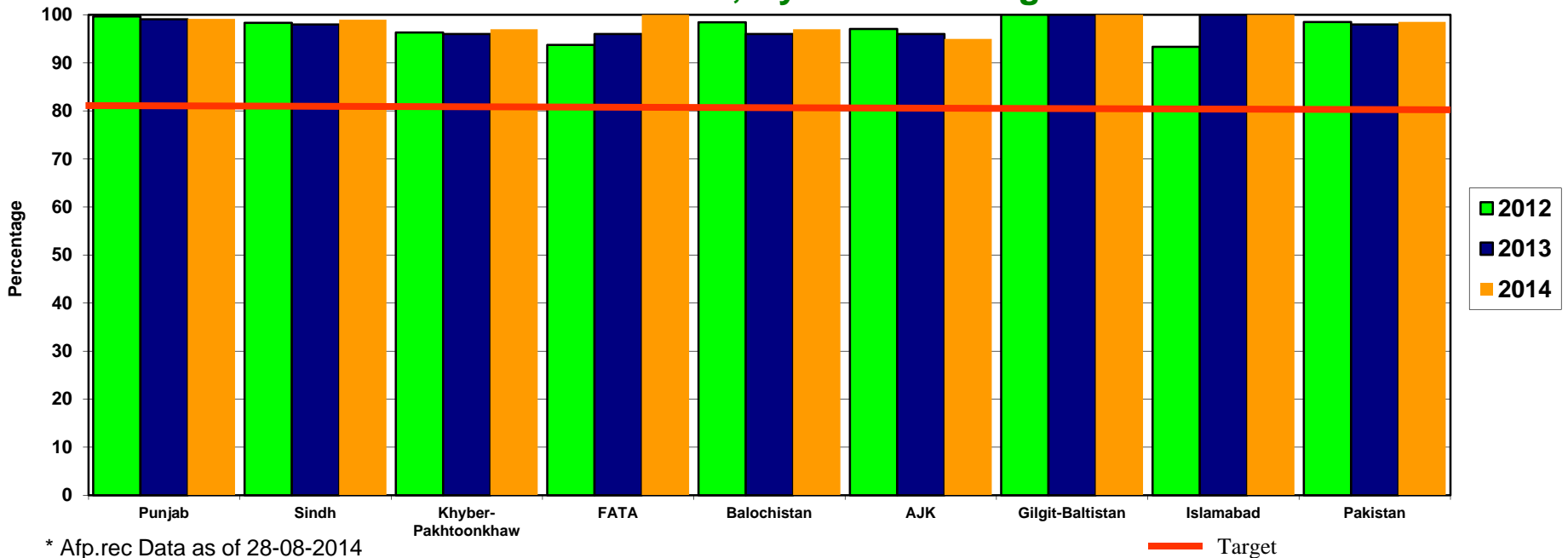
* Afp.rec Data as of 28-08-2014

Target Adequate Sample cases = 80%

**Graph 5: Percent AFP Cases Notified within 07 days of paralysis onset
2012 ~ 2014*, By Province/Regions**



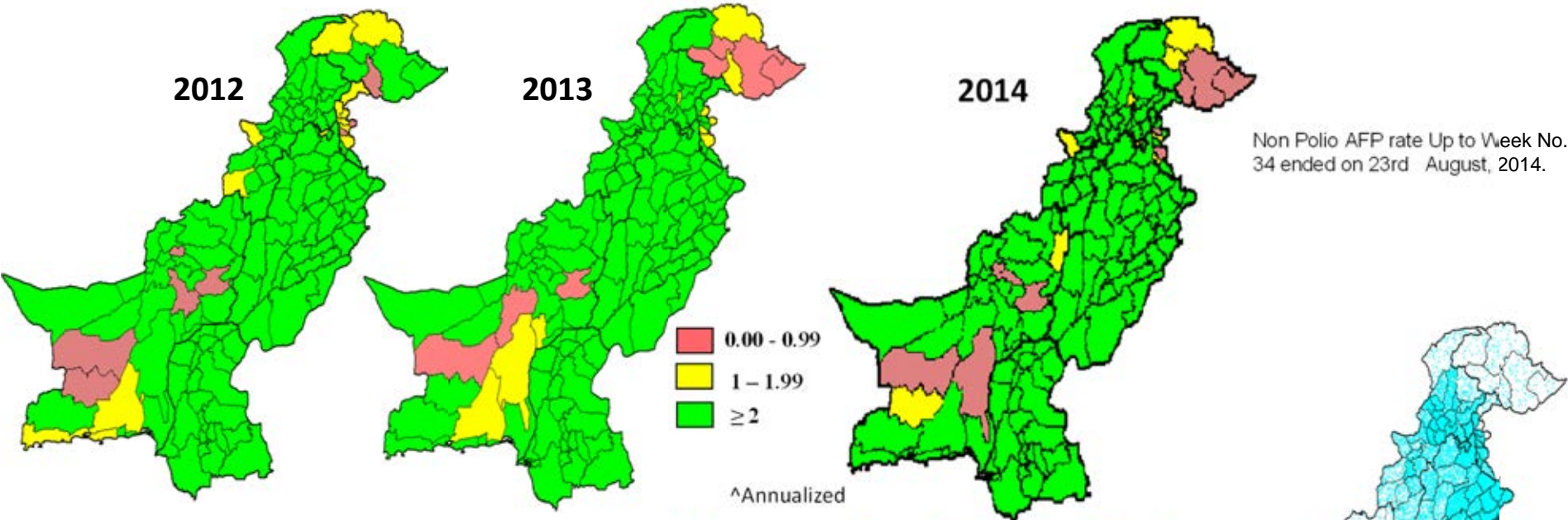
**Graph 6: Percent AFP Cases Investigated within 48 hours of notification
2012 ~ 2014*, By Province/Regions**



* Afp.rec Data as of 28-08-2014

— Target

Non-Polio^ AFP Rate by District



Percent AFP Cases with Adequate Specimens, by District

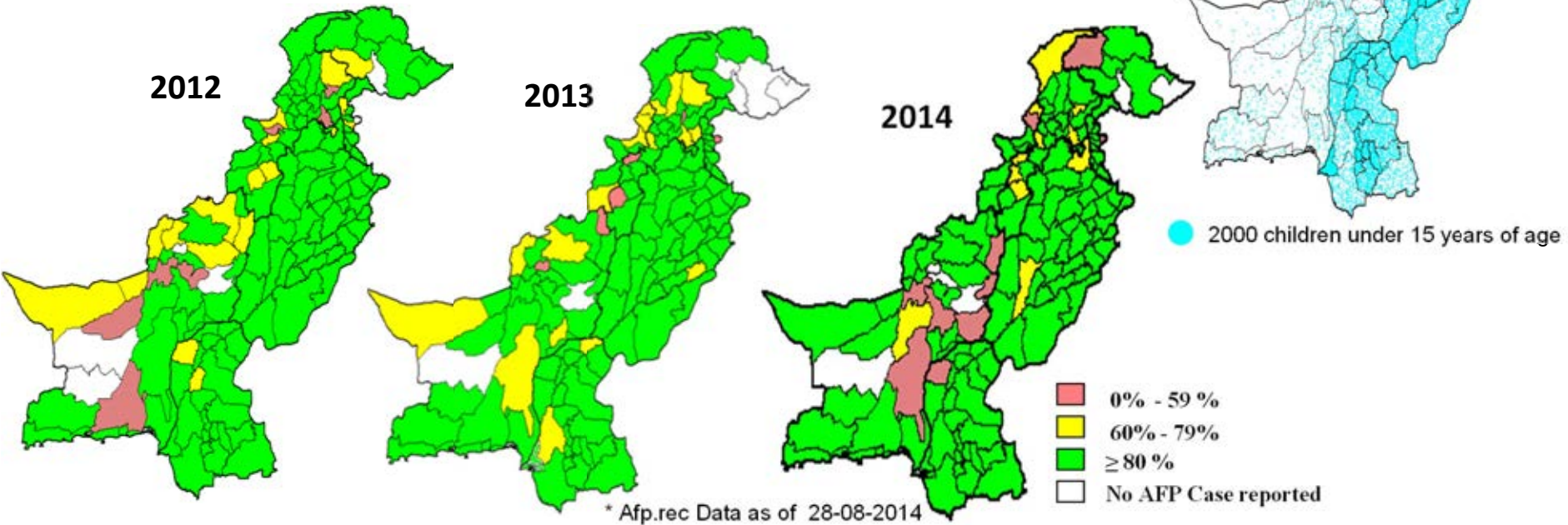


Table 7.1: AFP CASES PENDING FOR CLASSIFICATION WITH DATE OF ONSET MORE THAN 90 DAYS* 2014 (1/2)

S. No	DISTRICT	TEHSIL	EPID	SEX	AGE	DONSET	DOSES €	DSTOOL1	DSTOOL2	LAB	FEVER	ASYM	PROG	FUP	PEND (DAYS)
1	BAHWLNAGAR	CHISHTIAN	PB/73/14/033	M	108	5/13/2014	7+	6/2/2014	6/3/2014	NVI	N	N	Y		107
2	FAISALABAD	FAISALABAD CITY	PB/51/14/050	M	168	5/27/2014	7+	6/17/2014	6/19/2014	NVI	Y	Y	Y		93
3	JHANG	JHANG	PB/53/14/024	M	30	5/21/2014	7+	6/23/2014	6/24/2014	VACC	Y	N	Y		99
4	MULTAN	MULTAN SADDAR	PB/61/14/053	F	121	5/28/2014	7+	6/16/2014	6/17/2014	NVI	N	N	Y		92
5	MUZFARGARH	MUZFARGARH	PB/83/14/024	M	54	4/19/2014	7+	4/26/2014		EV	Y	N	Y		131
6	SAHIWAL	CHICHAWATNI	PB/65/14/013	F	18	5/12/2014	7+	6/17/2014	6/19/2014	EV	N	N	Y		108
7	SAHIWAL	CHICHAWATNI	PB/65/14/014	F	20	5/15/2014	7+	6/17/2014	6/19/2014	EV	Y	N	Y		105
8	SIALKOT	PASRUR	PB/25/14/026	F	18	5/19/2014	7+	Late Notified			Y	Y	Y		101
9	DADU	MEHAR	SD/24/14/018	F	72	4/19/2014	7+	5/7/2014	5/8/2014	NVI	Y	Y	N	Y	131
10	GHOTKI	GHOTKI	SD/42/14/018	F	120	5/13/2014	7+	Died Before Stool Collection			Y	N	Y	DIED	107
11	HYDERABAD	HYDERABAD RURAL	SD/21/14/018	F	96	5/20/2014	7+	6/21/2014	6/22/2014	NVI	N	Y	Y	Y	100
12	JACOBABAD	JACOBABAD	SD/53/14/005	M	48	3/20/2014	7+	4/4/2014	4/6/2014	NVI	Y	Y	Y	Y	161
13	JAMSHORO	MANJHAND	SD/25/14/011	F	6	4/10/2014	5	4/29/2014	5/1/2014	NVI	Y	Y	Y	Y	140
14	KAMBAR	KAMBAR	SD/55/14/008	M	60	3/28/2014	7+	Late Notified			Y	Y	Y	Y	153
15	KAMBAR	KAMBAR	SD/55/14/009	M	120	3/29/2014	7+	4/2/2014		NVI	Y	Y	Y	Y	152
16	KAMBAR	KAMBAR	SD/55/14/011	F	60	4/19/2014	7+	4/22/2014		NVI	Y	Y	Y	DIED	131
17	KAMBAR	MIRO KHAN	SD/55/14/013	F	108	4/12/2014	7+	4/27/2014	4/28/2014	NVI	Y	Y	Y	Y	138
18	KAMBAR	WARAH	SD/55/14/014	M	99	5/19/2014	7+	Late Notified			N	Y	Y		101
19	KASHMORE	KANDHKOT	SD/54/14/006	M	60	3/21/2014	7+	4/21/2014	4/22/2014	NVI	N	N	Y	Y	160
20	KHAIRPUR	KHAIRPUR	SD/43/14/003	F	72	1/28/2014	7+	Died Before Stool Collection			Y	Y	Y	DIED	212
21	KHIBALDIA	BALDIA	SD/61/14/005	F	24	2/15/2014	6	Died Before Stool Collection			Y	Y	Y	Y	194
22	KHIGADAP	GADAP	SD/63/14/004	M	10	1/5/2014	0	3/5/2014	3/6/2014	EV	Y	Y	Y	Y	235
23	KHIGADAP	GADAP	SD/63/14/012	M	13	4/5/2014	6	5/6/2014	5/8/2014	NVI	UK	UK	UK		145
24	KHIGADAP	GADAP	SD/63/14/014	M	10	4/28/2014	7+	5/16/2014	5/17/2014	NVI	Y	Y	Y		122
25	KHIGIQBAL	G-IQBAL	SD/65/14/006	M	17	3/1/2014	7+	4/7/2014	4/8/2014	NVI	Y	Y	Y	Y	180
26	KHIKAMARI	KAMARI	SD/67/14/003	M	3	4/9/2014	1	5/6/2014	5/8/2014	NVI	Y	Y	Y	Y	141
27	KHIKORANGI	KORANGI	SD/68/14/001	M	23	1/5/2014	7+	Died Before Stool Collection			N	N	N	DIED	235
28	MIRPURKHAS	SINDHRI	SD/31/14/026	F	14	4/9/2014	6	Died Before Stool Collection			Y	Y	Y	DIED	141
29	THATTA	JATI	SD/22/14/016	F	12	5/3/2014	6	Died Before Stool Collection			Y	Y	Y	DIED	117
30	TMKHAN	B.S.KARIM	SD/26/14/012	M	36	5/2/2014	7+	6/3/2014	6/4/2014	EV	Y	N	Y	DIED	118
31	UMERKOT	SAMARO	SD/34/14/002	F	24	1/14/2014	7+	Died Before Stool Collection			Y	N	Y	DIED	226
32	BANNU	BANNU	KP/61/14/020	M	12	4/19/2014	7+	6/12/2014	6/13/2014		Y	N	Y		131
33	BATAGRAM	BATAGRAM	KP/11/14/006	M	120	3/1/2014	7+	4/5/2014	4/6/2014	NVI	Y	Y	Y		180
34	CHITRAL	CHITRAL	KP/21/14/001	M	48	1/22/2014	7+	1/31/2014		NVI	Y	N	Y	DIED	218
35	KOHAT	KOHAT	KP/50/14/011	F	17	3/5/2014	7+	3/23/2014	3/24/2014	NVI	Y	N	Y	Y	176
36	KOHISTAN	DASSU	KP/13/14/005	M	34	3/22/2014	3	4/4/2014	4/6/2014	NVI	Y	Y	Y		159
37	LAKKIMRWT	LAKKIMRWT	KP/62/14/015	F	7	5/20/2014	6	5/24/2014		NVI	Y	N	Y		100
38	LAKKIMRWT	LAKKIMRWT	KP/62/14/018	M	4	4/28/2014	4	6/11/2014	6/12/2014	NVI	N	Y	Y		122
39	MALAKAND	BATKHELA	KP/20/14/009	M	13	5/15/2014	7+	6/1/2014	6/2/2014	EV	Y	Y	Y	Y	105
40	PESHAWAR	PESHAWAR	KP/30/14/027	F	18	3/12/2014	7+	4/1/2014	4/2/2014	VACC	Y	Y	Y	Y	169
41	PESHAWAR	PESHAWAR	KP/30/14/039	M	48	3/26/2014	7+	4/19/2014	4/20/2014		Y	Y	Y	Y	155
42	PESHAWAR	PESHAWAR	KP/30/14/051	F	20	4/26/2014	7+	5/16/2014	5/18/2014	NVI	N	N	Y	Y	124

€ Based on recall of parents

* Afp.rec Data as of 28-08-2014

60 days Follow-up not done

FUP = Residual Weakness at 60 days follow up.

Table 7.1: AFP CASES PENDING FOR CLASSIFICATION WITH DATE OF ONSET MORE THAN 90 DAYS* 2014 (2/2)

S. No	DISTRICT	TEHSIL	EPID	SEX	AGE	DONSET	DOSESE	DSTOOL1	DSTOOL2	LAB	FEVER	ASYM	PROG	FUP	PEND (DAYS)
43	TANK	TANK	KP/63/14/002	M	18	2/5/2014	7+	3/6/2014	3/8/2014	EV	Y	N	UK		204
44	BARKHAN	BARKHAN	BN/23/14/001	M	36	1/19/2014	3	1/30/2014		NVI	Y	Y	UK	DIED	221
45	DBUGTI	DERA BUGTI	BN/35/14/001	M	33	1/20/2014	7+	2/22/2014	2/23/2014	NVI	Y	Y	Y		220
46	DBUGTI	DERA BUGTI	BN/35/14/002	M	14	5/25/2014	0	6/19/2014	6/20/2014	NVI	Y	Y	UK		95
47	JAFARABAD	JHAT PAT	BN/43/14/005	F	14	2/5/2014	7+	2/19/2014	2/21/2014	NVI	Y	Y	Y	Y	204
48	JAFARABAD	SOHBAT PUR	BN/43/14/011	F	58	4/5/2014	7+	5/14/2014	5/16/2014	VACC	N	Y	Y	Y	145
49	KABDULAH	CHAMAN	BN/14/14/006	F	36	5/4/2014	7+	Died Before Stool Collection			Y	Y	Y	DIED	116
50	KALAT	KALAT	BN/53/14/001	M	120	2/1/2014	7+	3/1/2014	3/4/2014	NVI	N	Y	Y	Y	208
51	MASTUNG	DASHT	BN/51/14/002	F	62	5/13/2014	7+	5/28/2014	5/29/2014	NVI	Y	N	Y		107
52	SIBI	LEHRI	BN/31/14/004	F	35	2/28/2014	3	3/26/2014	3/27/2014	NVI	Y	Y	N	Y	181
53	HAVELI	HAVELI	AJ/51/14/002	F	120	2/16/2014	3	4/17/2014	4/19/2014	NVI	Y	N	Y	Y	193
54	BAJOUR	KHAR	FT/33/14/012	M	25	3/5/2014	7+	Late Notified			Y	Y	N	Y	176
55	FR BANNU	FR BANNU	FT/69/14/016	M	10	4/18/2014	0	4/26/2014		NVI	Y	N	Y	Y	132
56	FR LAKKI	FR LAKKI	FT/70/14/002	M	23	5/17/2014	7+	6/3/2014	6/5/2014	NVI	N	Y	Y		103
57	KHYBER	BARA	FT/34/14/011	M	18	5/8/2014	3	5/14/2014		NVI	Y	Y	Y		112
58	WAZIR-N	MIRAN SHAH	FT/64/14/044	M	12	1/27/2014	0	3/2/2014	3/3/2014	VACC	Y	Y	Y		213
59	WAZIR-N	MIRAN SHAH	FT/64/14/052	M	8	3/1/2014	0	3/13/2014		NVI	Y	Y	Y		180
60	WAZIR-N	MIR ALI	FT/64/14/065	F	12	4/7/2014	2	4/9/2014		NVI	Y	Y	Y		143
61	WAZIR-N	MIRAN SHAH	FT/64/14/096	F	10	5/2/2014	0	Late Notified			Y	Y	Y		118
62	WAZIR-N	MIRAN SHAH	FT/64/14/105	F	14	1/12/2014	1	6/24/2014	6/26/2014		Y	Y	Y		228
63	WAZIR-N	MIRAN SHAH	FT/64/14/106	M	9	5/17/2014	0	6/25/2014	6/26/2014	VACC	Y	Y	Y		103
64	WAZIR-N	MIR ALI	FT/64/14/111	F	18	5/28/2014	0	7/12/2014	7/13/2014	EV	Y	UK	UK		92

€ Based on recall of parents

* Afp.rec Data as of 28-08-2014

60 days Follow-up not done

FUP = Residual Weakness at 60 days follow up.