



**World Health  
Organization**

**Weekly  
AFP Surveillance Update  
Pakistan**

**Week 20** (*Ended on 17<sup>th</sup> May, 2014*)

***National Surveillance Cell  
Federal EPI***

World Health Organization Country Office,  
Chak Shahzad, Park Road,  
Islamabad, Pakistan

Tel: +92-51 9255123 / 9255282 /9255184

Fax: +92-51 9255274

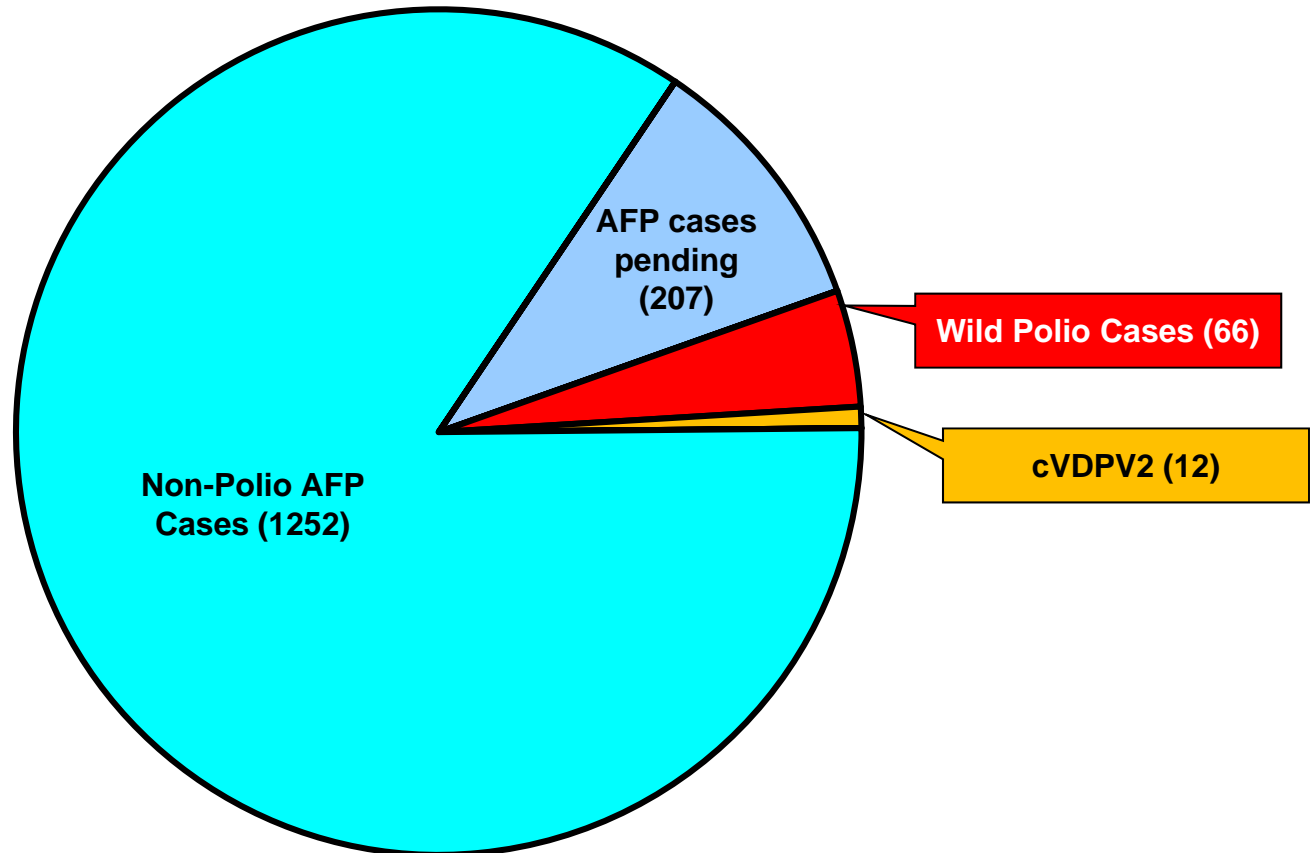
Email: [epidata@pak.emro.who.int](mailto:epidata@pak.emro.who.int)

Web site: [www.who.gov.pk](http://www.who.gov.pk)

AFP Surveillance



# AFP Case Profile, 2014\*



**Total AFP Cases Reported = 1537**

**^24 Inadequate cases pending classification by ERC;  
^59 Inadequate cases not due for FUP  
^124 Pending in the Lab**

## Point in Time Comparison of polio cases by province/region 2013 & 2014\*

Region/ Province	No. of polio cases		No. of infected districts/towns		Last polio case
	2013	2014	2013	2014	
Khyber Pakhtunkhwa	4	9	3	2	19-Apr -14
FATA / FR Areas	7	52	2	4	01-May -14
Sindh	2	5	2	3	08-Apr-14
Balochistan	0	0	0	0	02-Oct-12
Punjab	1	0	1	0	12-Dec-13
<b>Pakistan</b>	<b>14</b>	<b>66</b>	<b>8</b>	<b>9</b>	<b>01-May-14</b>

Four additional districts/town declared infected based on environmental samples in 2014

\* Afp.rec Data as of 15-05-2014

**Table 1: List of Confirmed Polio Cases, Pakistan 2014\* (1/3)**

S.NO.	PROVINCE/ REGION	DISTRICT	TEHSIL	EPID NO.	SEX	AGE (m)	DATE OF ONSET PARALYSIS	NO. OPV DOSES (based on parents recall)		FEVER	Asymetric Paralysis	Rapid Progression	REFUSAL	W/PV TYPE	GENETICS
								Route	SIA's						Cluster
1	FATA	WAZIR-N\$	MIR ALI	FT/64/14/006	F	19	03-Jan-14	0	0	Y	Y	Y	N	NSL1	R4B
2	FATA	WAZIR-N\$	MIR ALI	FT/64/14/003	M	14	03-Jan-14	0	0	Y	Y	Y	N	NSL1	R4B
3	FATA	WAZIR-N\$	MIR ALI	FT/64/14/007	F	8	04-Jan-14	0	0	Y	Y	Y	N	NSL1	R4B
4	FATA	WAZIR-N\$	MIRAN SHAH	FT/64/14/004	F	13	04-Jan-14	0	0	Y	Y	Y	N	NSL1	R4B
5	FATA	WAZIR-N\$	MIRAN SHAH	FT/64/14/005	F	17	05-Jan-14	0	0	Y	Y	Y	N	NSL1	R4B
6	FATA	WAZIR-N\$	MIRAN SHAH	FT/64/14/011	F	12	10-Jan-14	0	0	Y	Y	Y	N	NSL1	R4B
7	FATA	WAZIR-N\$	MIR ALI	FT/64/14/018	M	12	11-Jan-14	0	0	Y	Y	Y	N	NSL1	R4B
8	FATA	KHYBER\$	BARA	FT/34/14/003	F	13	12-Jan-14	0	0	Y	Y	Y	N	NSL1	R4B
9	FATA	WAZIR-N\$	MIR ALI	FT/64/14/012	M	23	16-Jan-14	0	0	Y	Y	Y	N	NSL1	R4B
10	FATA	WAZIR-N\$	MIRAN SHAH	FT/64/14/016	M	10	17-Jan-14	0	0	Y	Y	Y	N	NSL1	R4B
11	FATA	WAZIR-N\$	MIRAN SHAH	FT/64/14/017	M	17	22-Jan-14	0	0	Y	Y	Y	N	NSL1	R4B
12	FATA	WAZIR-N\$	MIRAN SHAH	FT/64/14/019	F	18	24-Jan-14	0	0	Y	Y	Y	N	NSL1	R4B
13	FATA	WAZIR-N\$	MIRAN SHAH	FT/64/14/021	M	16	25-Jan-14	0	0	Y	Y	Y	N	NSL1	R4B
14	KPAKHTUNKHWA	BANNU	BANNU	KP/61/14/001	M	39	26-Jan-14	0	10^	Y	N	Y	Y	NSL1	R4B
15	FATA	WAZIR-N\$	MIR ALI	FT/64/14/024	M	18	28-Jan-14	0	0	Y	Y	Y	N	NSL1	R4B
16	FATA	WAZIR-N\$	MIRAN SHAH	FT/64/14/022	F	11	29-Jan-14	0	0	Y	Y	Y	N	NSL1	R4B
17	KPAKHTUNKHWA	PESHAWAR	PESHAWAR	KP/30/14/008	M	6	31-Jan-14	3	3	Y	Y	Y	Y	NSL1	R4B
18	FATA	WAZIR-N\$	MIRAN SHAH	FT/64/14/028	M	18	05-Feb-14	0	0	Y	Y	Y	N	NSL1	R4B
19	FATA	WAZIR-N\$	MIRAN SHAH	FT/64/14/032	M	18	08-Feb-14	0	0	Y	Y	Y	N	NSL1	R4B
20	FATA	WAZIR-N\$	MIRAN SHAH	FT/64/14/027	M	12	08-Feb-14	0	0	Y	Y	Y	N	NSL1	R4B
21	FATA	WAZIR-N\$	MIRAN SHAH	FT/64/14/034	F	18	09-Feb-14	3	3	Y	Y	Y	N	NSL1	R4B
22	KPAKHTUNKHWA	PESHAWAR	PESHAWAR	KP/30/14/012	M	18	10-Feb-14	3	3	Y	Y	Y	N	NSL1	R4B

\$ Security compromised area

^Under investigation

\* Afp.rec Data as of 15-05-2014

**Table 1: List of Confirmed Polio Cases, Pakistan 2014\* (2/3)**

S.NO.	PROVINCE/ REGION	DISTRICT	TEHSIL	EPID NO.	SEX	AGE (m)	DATE ONSET OF PARALYSIS	NO. OPV DOSES (based on parents recall)		FEVER	Asymmetric Paralysis	Rapid Progression	REFUSAL	WPV TYPE	GENETICS
								Route	SIA's						Cluster
23	FATA	WAZIR-N	MIRAN SHAH	FT/64/14/041	F	18	10-Feb-14	0	0	Y	N	Y	N	NSL1	R4B
24	SINDH	KARACHI	BALDIA	SD/61/14/002	F	24	10-Feb-14	0	0	Y	Y	Y	N	NSL1	R4B
25	FATA	WAZIR-S	BIRMAL	FT/65/14/001	F	6	12-Feb-14	0	0	Y	Y	Y	N	NSL1	R4B
26	FATA	WAZIR-N	MIRAN SHAH	FT/64/14/035	M	5	12-Feb-14	0	0	Y	Y	Y	N	NSL1	R4B
27	FATA	WAZIR-N	MIRAN SHAH	FT/64/14/038	M	44	15-Feb-14	0	0	Y	Y	Y	N	NSL1	R4B
28	FATA	FR BANNU	FR BANNU	FT/69/14/009	F	18	15-Feb-14	0	0	Y	Y	Y	N	NSL1	R4B
29	FATA	WAZIR-N	MIRAN SHAH	FT/64/14/037	M	10	16-Feb-14	0	0	Y	Y	Y	N	NSL1	R4B
30	FATA	WAZIR-N\$	MIR ALI	FT/64/14/042	M	17	21-Feb-14	0	0	Y	Y	N	N	NSL1	R4B
31	FATA	WAZIR-N\$	MIR ALI	FT/64/14/047	F	7	21-Feb-14	0	0	Y	Y	Y	N	NSL1	R4B
32	FATA	WAZIR-N\$	MIRAN SHAH	FT/64/14/040	M	11	22-Feb-14	0	0	Y	Y	Y	N	NSL1	R4B
33	KPAKHTUNKHWA	PESHAWAR	PESHAWAR	KP/30/14/016	M	22	24-Feb-14	0	0	Y	N	Y	N	NSL1	R4B
34	FATA	WAZIR-N\$	MIR ALI	FT/64/14/043	M	16	25-Feb-14	0	0	Y	Y	Y	N	NSL1	R4B
35	FATA	WAZIR-N\$	MIRAN SHAH	FT/64/14/046	M	84	26-Feb-14	0	0	Y	Y	Y	N	NSL1	R4B
36	KPAKHTUNKHWA	BANNU	BANNU	KP/61/14/007	F	10	02-Mar-14	0	0	Y	Y	Y	Y	NSL1	R4B
37	FATA	WAZIR-N\$	MIRAN SHAH	FT/64/14/050	M	13	04-Mar-14	0	0	Y	Y	Y	N	NSL1	R4B
38	KPAKHTUNKHWA	BANNU	BANNU	KP/61/14/006	F	16	07-Mar-14	0	0	Y	Y	Y	Y	NSL1	R4B
39	FATA	WAZIR-N\$	MIRAN SHAH	FT/64/14/051	M	14	07-Mar-14	0	0	Y	Y	Y	N	NSL1	R4B
40	FATA	WAZIR-N\$	MIR ALI	FT/64/14/049	M	5	08-Mar-14	0	0	Y	N	Y	N	NSL1	R4B
41	FATA	WAZIR-N\$	MIRAN SHAH	FT/64/14/056	M	12	14-Mar-14	0	0	Y	Y	Y	N	NSL1	R4B
42	FATA	WAZIR-S	BIRMAL	FT/65/14/002	F	6	14-Mar-14	0	0	Y	N	Y	N	NSL1	R4B
43	KPAKHTUNKHWA	BANNU	BANNU	KP/61/14/009	F	10	16-Mar-14	0	0	Y	N	Y	Y	NSL1	R4B
44	FATA	WAZIR-N\$	MIRAN SHAH	FT/64/14/059	M	11	19-Mar-14	0	0	Y	Y	Y	N	NSL1	R4B

\$ Security compromised area

^Under investigation

\* Afp.rec Data as of 15-05-2014

**Table 1: List of Confirmed Polio Cases, Pakistan 2014\* (3/3)**

S.NO.	PROVINCE/ REGION	DISTRICT	TEHSIL	EPID NO.	SEX	AGE (m)	DATE OF ONSET OF PARALYSIS	NO. OPV DOSES (based on parents recall)		FEVER	Asymmetric Paralysis	Rapid Progression	REFUSAL	W/PV TYPE	GENETICS
								Route	SIA's						Cluster
45	FATA	WAZIR-N\$	MIRAN SHAH	FT/64/14/057	F	34	20-Mar-14	0	0	Y	N	Y	N	NSL1	R4B
46	FATA	WAZIR-S	BIRMAL	FT/65/14/005	F	9	22-Mar-14	0	0	Y	Y	Y	N	NSL1	R4B
47	SINDH	KHIGADAP	GADAP	SD/63/14/006	F	11	26-Mar-14	0	0	Y	Y	Y	Y	NSL1	R4B
48	KPAKHTUNKHWA	PESHAWAR	PESHAWAR	KP/30/14/032	F	6	27-Mar-14	0	0	Y	Y	Y	N	NSL1	R4B
49	SINDH	KARACHI	ORANGI	SD/75/14/005	F	22	30-Mar-14	0	0	Y	Y	Y	N	NSL1	R4B
50	FATA	WAZIR-N\$	MIRAN SHAH	FT/64/14/064	F	18	02-Apr-14	0	0	Y	Y	Y	N	NSL1	R4B
51	SINDH	KHIGADAP	GADAP	SD/63/14/008	M	7	02-Apr-14	0	0	Y	N	Y	N	NSL1	R4B
52	FATA	WAZIR-S	WANA	FT/65/14/006	F	15	03-Apr-14	0	0	Y	Y	Y	N	NSL1	R4B
53	FATA	WAZIR-N\$	MIRAN SHAH	FT/64/14/066	F	18	04-Apr-14	0	0	Y	N	Y	N	NSL1	R4B
54	FATA	WAZIR-N\$	MIRAN SHAH	FT/64/14/067	F	48	06-Apr-14	0	0	Y	Y	Y	N	NSL1	
55	FATA	WAZIR-N\$	MIRAN SHAH	FT/64/14/068	F	78	09-Apr-14	0	0	Y	Y	Y	Y	NSL1	R4B
56	FATA	WAZIR-N\$	MIRAN SHAH	FT/64/14/070	F	11	10-Apr-14	0	0	Y	Y	Y	N	NSL1	R4B
57	FATA	WAZIR-N\$	MIRAN SHAH	FT/64/14/072	M	14	11-Apr-14	0	0	Y	Y	Y	N	NSL1	R4B
58	KPAKHTUNKHWA	BANNU	BANNU	KP/61/14/012	M	10	19-Apr-14	0	0	Y	Y	Y	N	NSL1	R4B
59	FATA	WAZIR-N\$	MIRAN SHAH	FT/64/14/073	M	14	20-Apr-14	0	0	Y	Y	Y	N	NSL1	R4B
60	FATA	WAZIR-N\$	MIRAN SHAH	FT/64/14/077	M	14	24-Apr-14	0	0	Y	Y	Y	N	NSL1	
61	SINDH	KHIGADAP	GADAP	SD/63/14/010	F	18	08-Apr-14	0	0	Y	N	Y	Y	NSL1	R4B
62	FATA	KHYBER\$	BARA	FT/34/14/010	M	27	01-May-14	0	0	Y	Y	Y	N	NSL1	
63	FATA	WAZIR-S	WANA	FT/65/14/007	F	22	20-Apr-14	0	0	Y	Y	Y	N	NSL1	
64	FATA	WAZIR-N\$	MIRAN SHAH	FT/64/14/079	M	22	27-Apr-14	0	0	Y	Y	Y	N	NSL1	
65	FATA	WAZIR-N\$	MIRAN SHAH	FT/64/14/081	F	6	28-Apr-14	0	0	Y	Y	Y	N	NSL1	
66	FATA	WAZIR-N\$	MIRAN SHAH	FT/64/14/082	F	6	30-Apr-14	0	0	Y	Y	Y	N	NSL1	

\$ Security compromised area

**New Case**

^Under investigation

\* Afp.rec Data as of 15-05-2014

**Table 2: LAB Update 2014\***

Month of Onset	AFP Cases	No virus isolated	Cases Under Process		Isolated Viruses from stools						
			Culture	ITD	Vaccine viruses		NPEV		Wild	Results within 14 days	
	n	n	n	n	n	%	n	%	n	n	%
January	383	267	0	0	25	7	69	18%	17	378	99%
February	368	271	0	0	35	10	42	11%	18	366	99%
March	388	261	2	0	41	11	67	17%	14	382	99%
April	411	254	28	4	11	2	97	20%	16	294	75%
May	133	15	109	1	0	0	7	0%	1	0	0%
Pakistan	1683	1068	139	5	112	7	282	16%	66	1420	91%

\* Data as of 12-05-2014

## Table 3: Urgent / ITD Pending Cases (1/1)

S. #	Basic information									OPV doses				Urgent		Prov Diagnosis	Lab update			Remarks
	District	Tehsil	Union council	Epid number	Date of Onset	Age (M)	Sex	Date of 1st stool	Stool Adeq	RI	S1As	Last 6 S1As	Last dose	By Field	By NSCY		Lab No.	Days Inoc	Culture update	
<b>Isolates pending for ITSD</b>																				
1	ZHQB	KAKAR KHURASAN	SHAGHALOO	BN/21/14/002	26-Apr-14	14	F	30-Apr-14	Y	0	0	0		Y	Y	MALNUTRITION/TUBERCULOSIS	1969	4	P2	Discordant U
2	BAJDUR	#	#	FT/33/14/010	26-Apr-14	4	M	04-May-14	Y	#	#		14-Apr-14	N		*	1984	5	L20B+	
3	MOHMAND §	#	#	FT/35/14/004-C3		40	M		-	-	-			N	-	-	2003	5	SL1	Waiting rRT-PCR for VDPV screening
4	WAZIR-N	MIRAN SHAH	LAWARA	FT/64/14/078	24-Apr-14	14	F	27-Apr-14	Y	0	0	0		Y	Y	POLIO	1834	4	P2	Discordant U
5	WAZIR-N §	#	#	FT/64/14/083	29-Apr-14	23	M	07-May-14	Y	#	#			Y		*	2007	5	P1	Discordant U
6	TTSINGH §	GOJRA	8	PB/52/14/020	05-May-14	12	M	07-May-14	Y	3	6	6	05-May-14	N	N	TRAUMATIC NEURITIS	1996	5	SL1	Waiting rRT-PCR for VDPV screening
<b>Reported urgent (by field / NSCY criteria)</b>																				
7	MOHMAND	#	#	FT/35/14/004			#	#		-	-	#		N	-	*			UP	INDEX CASE
8	WAZIR-N	MIRAN SHAH	SPULGA	FT/64/14/080	24-Apr-14	12	F	02-May-14	Y	0	0	0		Y	Y	POLIO	1922	13	UP	
9	JAMSHORO	MANJHAND	LAKHA	SD/25/14/011	09-Apr-14	6	F	29-Apr-14	N	2	3	3	24-Mar-14	N	Y	TRAUMATIC NEURITIS	1924	13	UP	

\* New addition    § New results    # Data not available    \* NSC Criteria = Fever, Rapid Progress, Age < 48 months and OPV Doses < 7    UP = Under process  
Urgent (Field/NSC) / Inadequate specimens / Age 12-35 months / Zero OPV dose    UPending for genomic sequencing





## Comparison environmental sampling results 2013-14\*

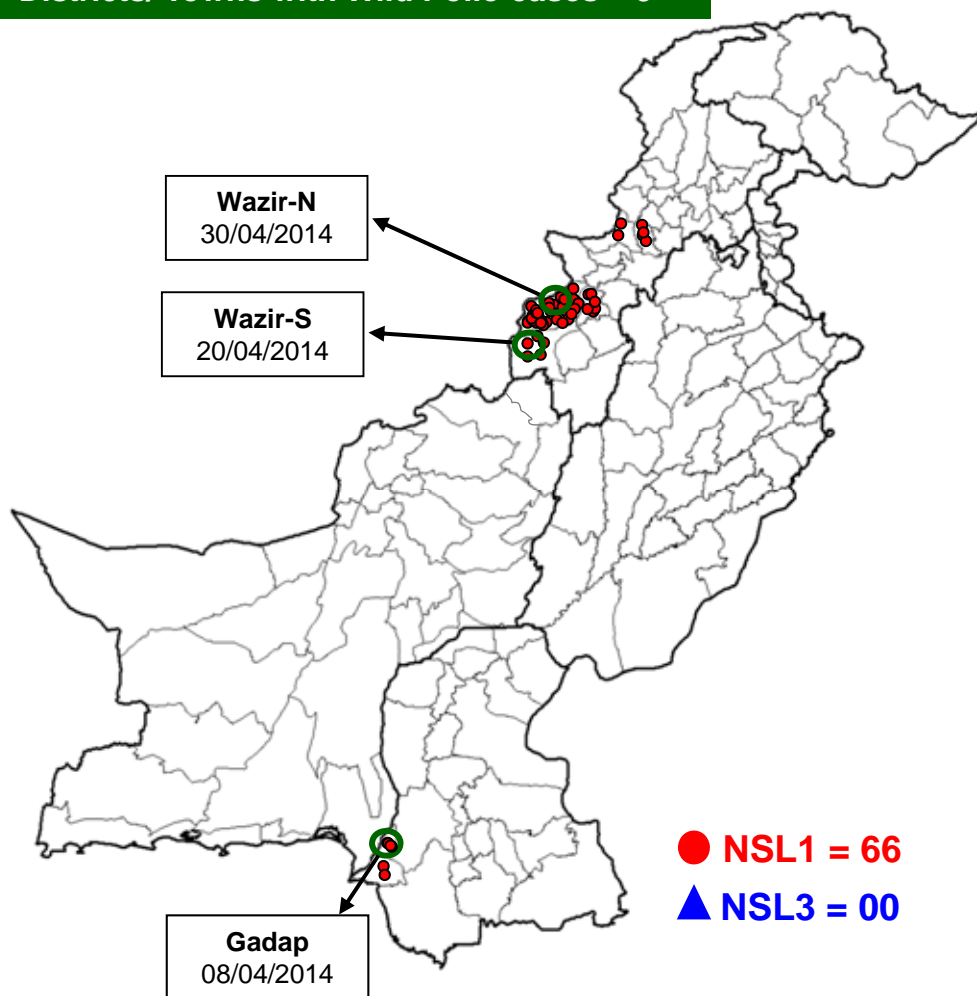
DISTRICT	2013			2014			Last
	TOTAL	WILD		TOTAL	WILD		
	n	n	%	n	n	%	
LAHORE	24	0	0%	20	3	15%	12-Apr-14
MULTAN	14	0	0%	11	0	0%	00-Jan-00
RAWALPINDI	4	1	25%	6	1	17%	28-Jan-14
FAISALABAD	15	1	7%	11	0	0%	00-Jan-00
KHIGIQBAL	10	0	0%	8	7	88%	15-Apr-14
KHIGADAP	10	3	30%	11	7	64%	10-Apr-14
KHIBALDIA	9	0	0%	6	4	67%	20-Mar-14
SUKKUR	9	0	0%	8	0	0%	00-Jan-00
HYDERABAD	5	4	80%	4	1	25%	08-Apr-14
PESHAWAR	9	8	89%	8	4	50%	10-Apr-14
QUETTA	12	1	8%	11	2	18%	31-Mar-14
<b>PAKISTAN</b>	<b>121</b>	<b>18</b>	<b>15%</b>	<b>104</b>	<b>29</b>	<b>28%</b>	<b>15-Apr-14</b>

\* Data as of 15-05-2014  
Five (4/5) unscheduled samples from Peshawar are excluded in 2014

Data source Polio RRL

# Map1: Distribution of Wild Polio cases Pakistan 2014\*

Districts/ Towns with Wild Polio cases = 9



Province/ Country	Date of Last Case		Number of cases 2013	
	P1	P3	P1	P3
PUNJAB	Dec, 2013	Jun, 2010	-	-
SINDH	April, 2014	Jan, 2010	5	-
KHYBER- PAKHTUNKHWA	April, 2014	Oct, 2010	9	-
FATA	May, 2014	Apr, 2012	52	-
BALUCHISTAN	Oct, 2012	Apr, 2010	-	-
AJK	June, 2000	Jun, 2000	-	-
GILGIT-BALTISTAN	Aug, 2012	-	-	-
ISLAMABAD	Sep, 2008	Sep, 2008	-	-
<b>PAKISTAN</b>	<b>May, 2014</b>	<b>Apr, 2012</b>	<b>66</b>	<b>-</b>

○ District with last polio case in province

Cases randomly placed  
in districts

— Provincial Boundary  
— Districts Boundary

\* Afp.rec Data as of 15-05-2014

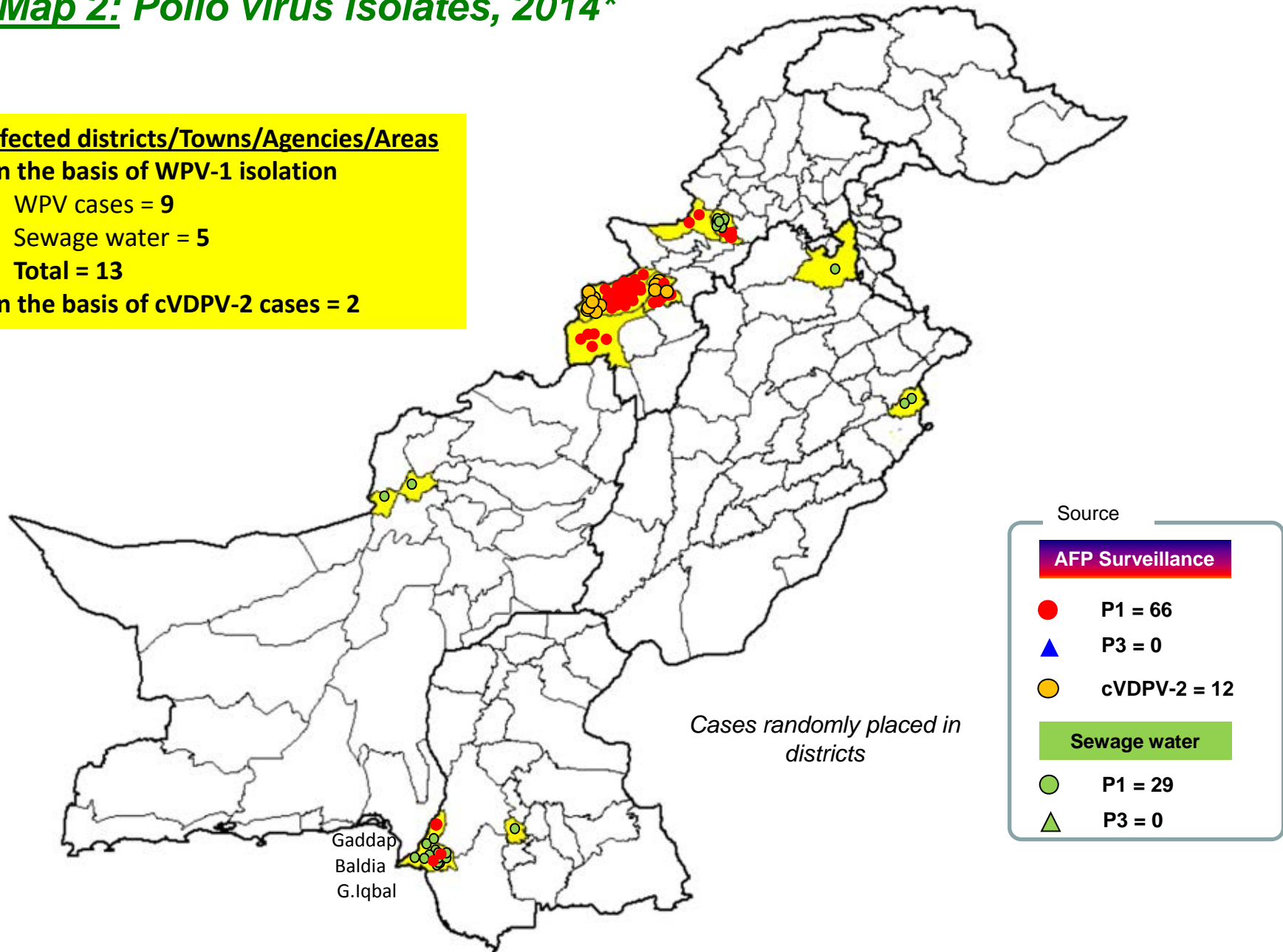
## Map 2: Polio virus isolates, 2014\*

### Infected districts/Towns/Agencies/Areas

#### On the basis of WPV-1 isolation

- WPV cases = 9
- Sewage water = 5
- Total = 13

#### On the basis of cVDPV-2 cases = 2



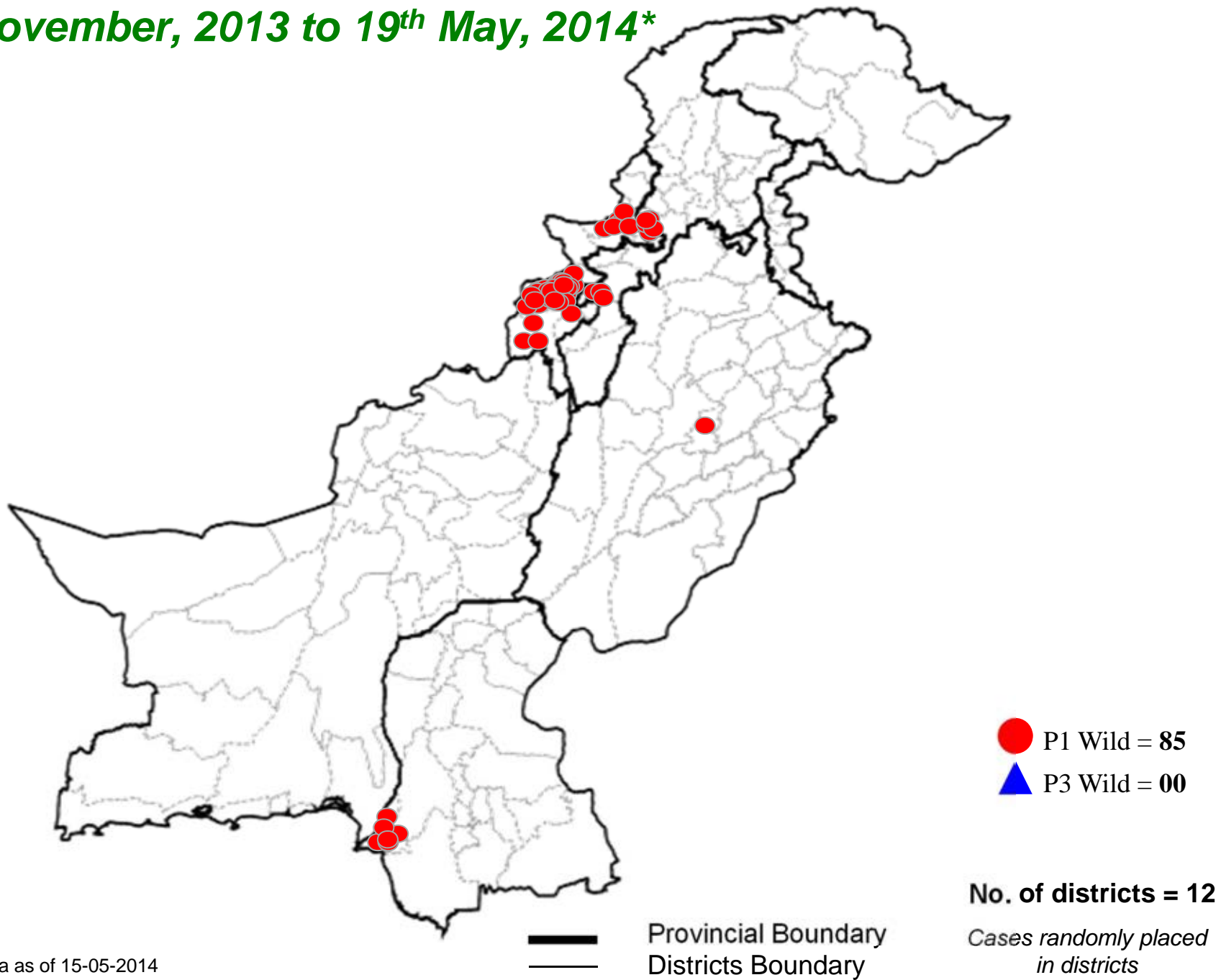
\* Afp.rec Data as of 15-05-2014

Five (4/5) unscheduled samples from Peshawar are excluded

Provincial Boundary  
 Districts Boundary



**Map 3: Wild Polio cases in the last 6 months from 20<sup>th</sup> November, 2013 to 19<sup>th</sup> May, 2014\***



\* Afp.rec Data as of 15-05-2014

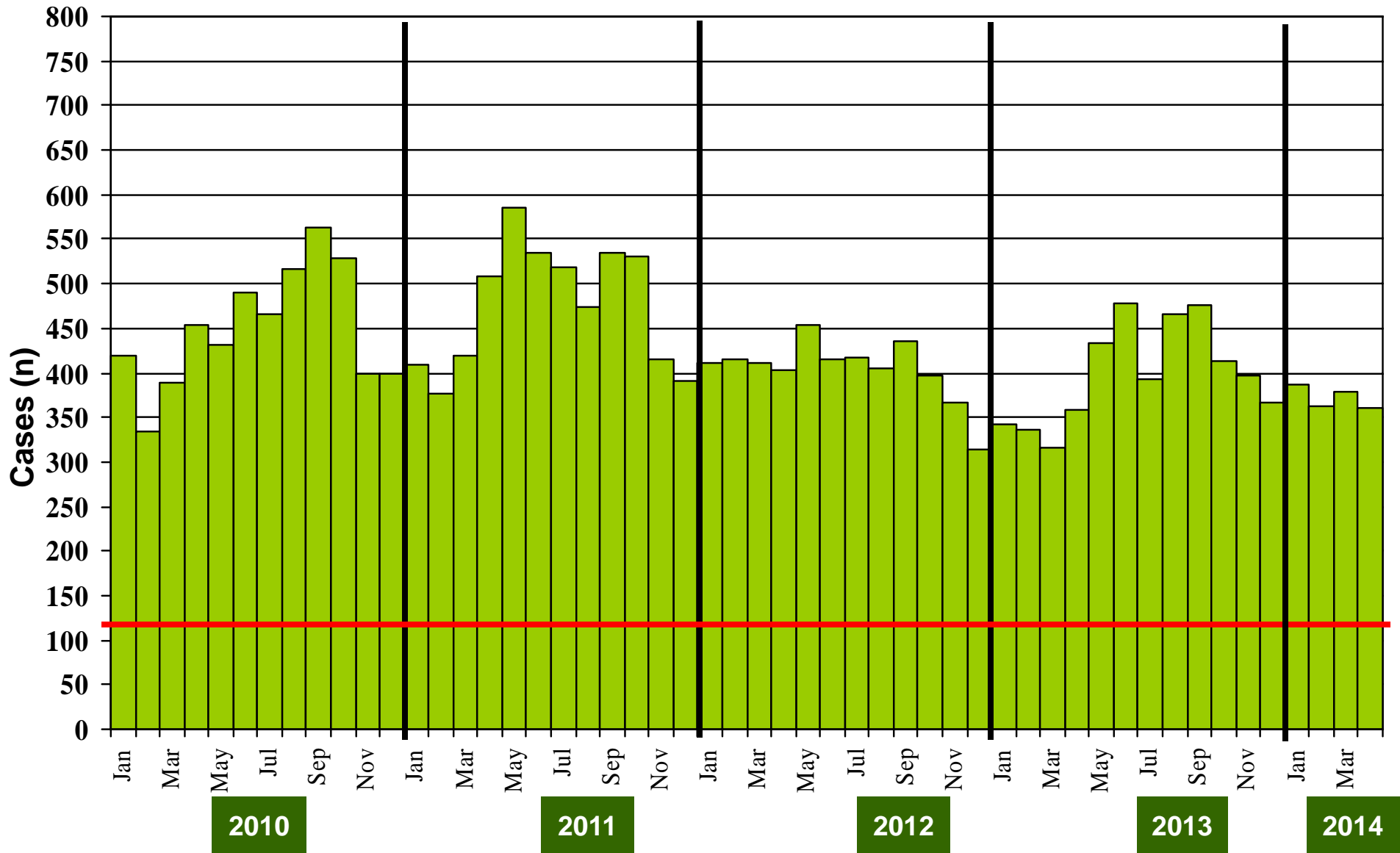
**Table 4: Distribution of AFP Cases By Week of Onset ^  
Pakistan 2013-14\* [Week number/Ending on]**

PROVINCE	W 05 01 Feb 2014	W 06 08 Feb 2014	W 07 15 Feb 2014	W 08 22 Feb 2014	W 09 01 Mar 2014	W 10 08 Mar 2014	W 11 15 Mar 2014	W 12 22 Mar 2014	W 13 29 Mar 2014	W 14 05 Apr 2014	W 15 12 Apr 2014	W 16 19 Apr 2014	W 17 26 Apr 2014	W 18 03 May 2014	W 19 03 May 2014
PUNJAB	37	39	42	34	46	39	32	50	40	35	32	58	51	29	2
SINDH	8	20	23	17	20	23	19	26	27	24	23	19	20	10	0
KP	19	24	12	23	18	17	19	19	16	15	15	20	20	12	1
FATA	10	11	12	6	6	7	5	7	7	7	6	4	5	4	0
BALUCHISTAN	9	2	5	5	1	3	1	2	4	0	1	0	6	1	0
AJK	0	2	1	2	1	1	0	0	0	0	0	0	0	0	0
GILGIT BILTISTAN	0	0	0	2	0	0	0	0	0	0	0	1	0	0	0
ISLAMABAD	0	1	0	0	0	0	0	0	0	0	0	0	1	0	0
<b>PAKISTAN</b>	<b>83</b>	<b>99</b>	<b>95</b>	<b>89</b>	<b>92</b>	<b>90</b>	<b>76</b>	<b>104</b>	<b>94</b>	<b>81</b>	<b>77</b>	<b>102</b>	<b>103</b>	<b>56</b>	<b>3</b>

\* Afp.rec & Afplab.rec: Data as of 15-05-2014

^ MMWR Epidemiological Weeks

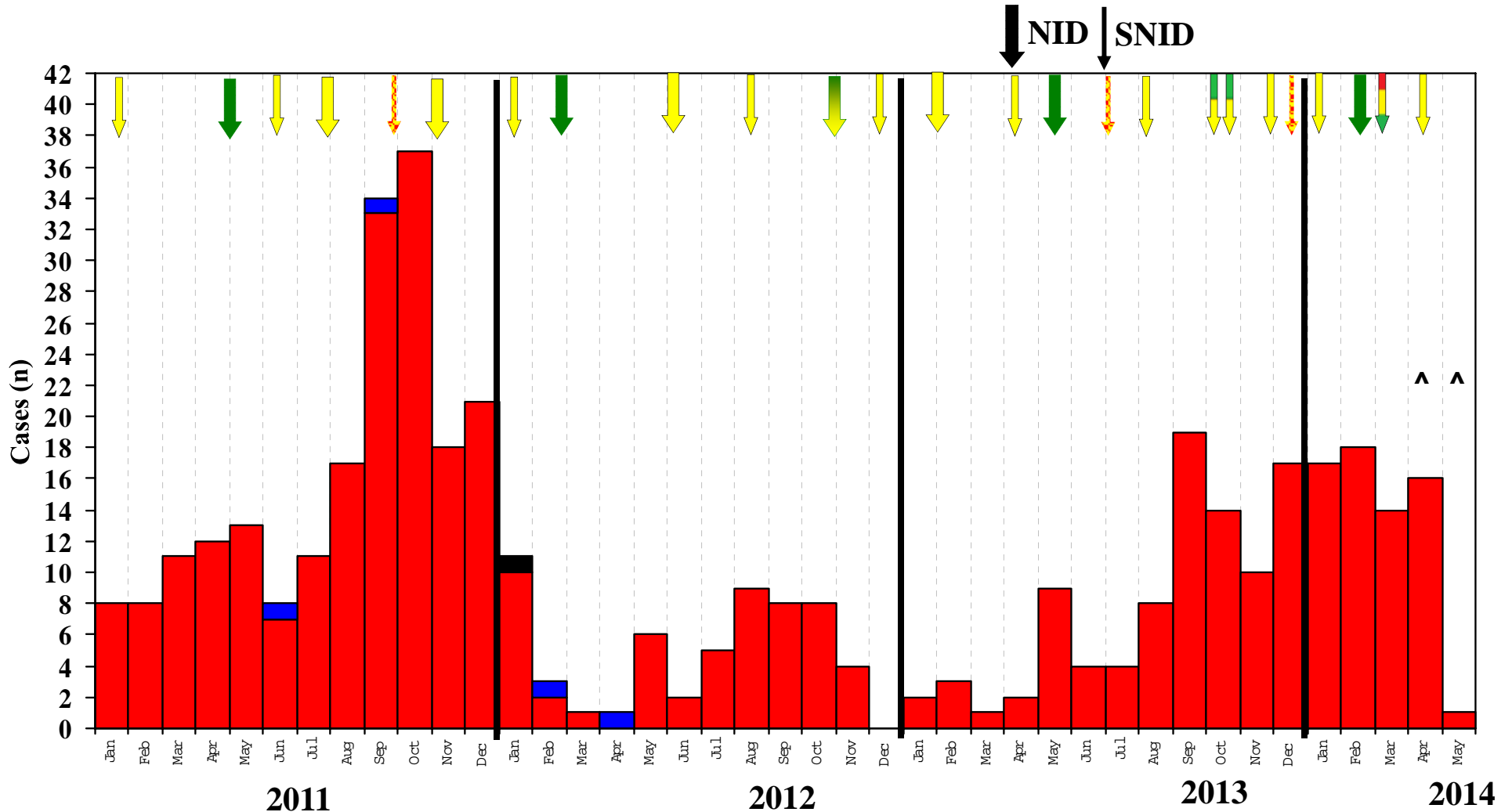
**Graph 1: Distribution of AFP Cases by Month, Pakistan 2010-2014\***



**@ Non-polio AFP rate of 2/100,000 children < 15 years**

\* Afp.rec Data as of 15-05-2014

# Confirmed Polio Cases By Poliovirus Type, 2011-2014\*



**Vaccine Type**  
■ mOPV1 ■ mOPV3 ■ Trivalent ■ Bivalent

**Virus Type**  
■ NSL3 ■ NSL1 ■ NSL1 & NSL3

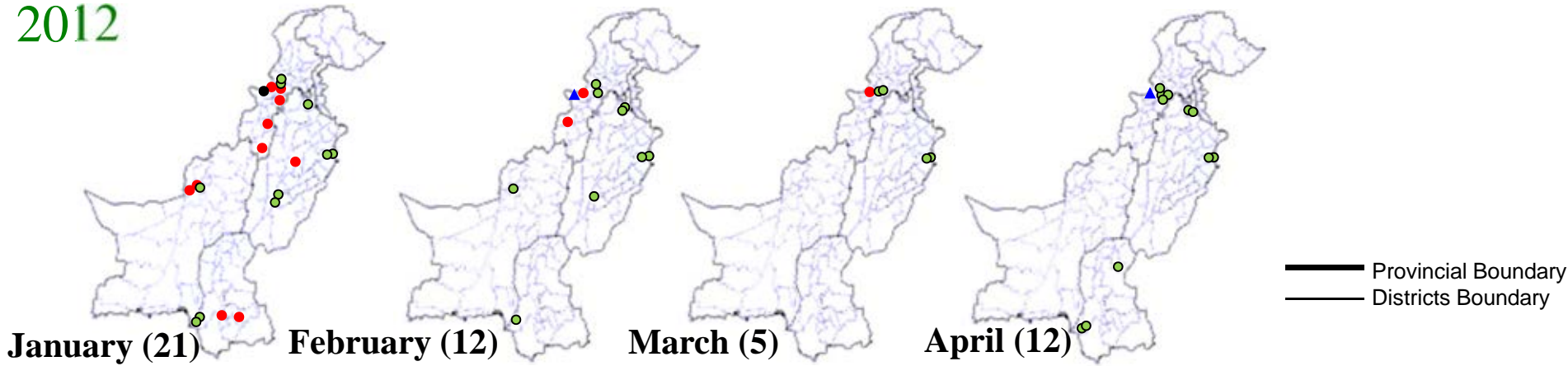
\* Afp.rec Data as of 15-05-2014

^ Data incomplete

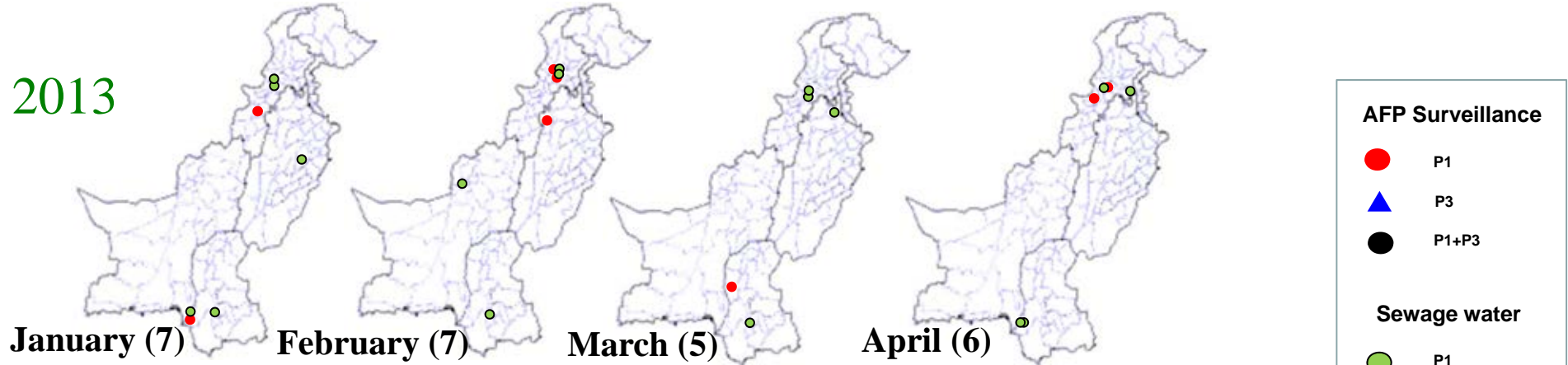


# Map 4: Monthly Comparison of P1 & P3 Polio Cases/Isolates 2012-2014\*

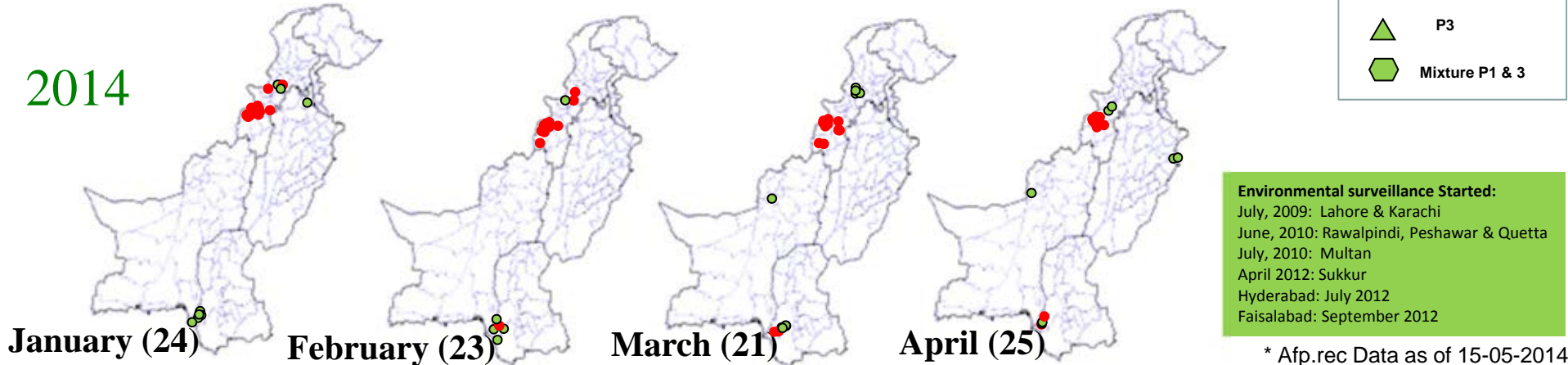
2012



2013



2014



**AFP Surveillance**

- P1
- ▲ P3
- P1+P3

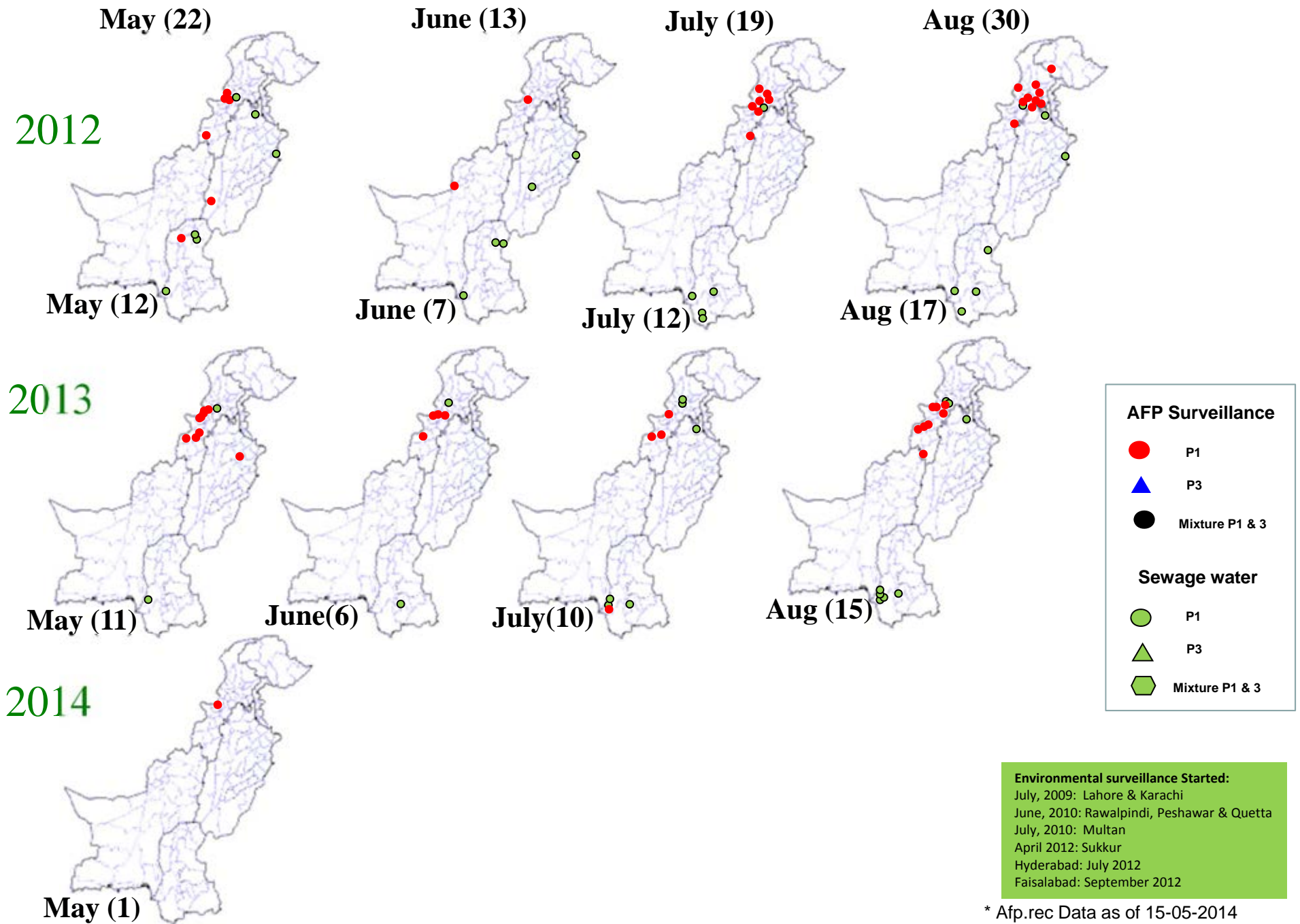
**Sewage water**

- P1
- ▲ P3
- ◈ Mixture P1 & 3

**Environmental surveillance Started:**  
 July, 2009: Lahore & Karachi  
 June, 2010: Rawalpindi, Peshawar & Quetta  
 July, 2010: Multan  
 April 2012: Sukkur  
 Hyderabad: July 2012  
 Faisalabad: September 2012

\* Afp.rec Data as of 15-05-2014

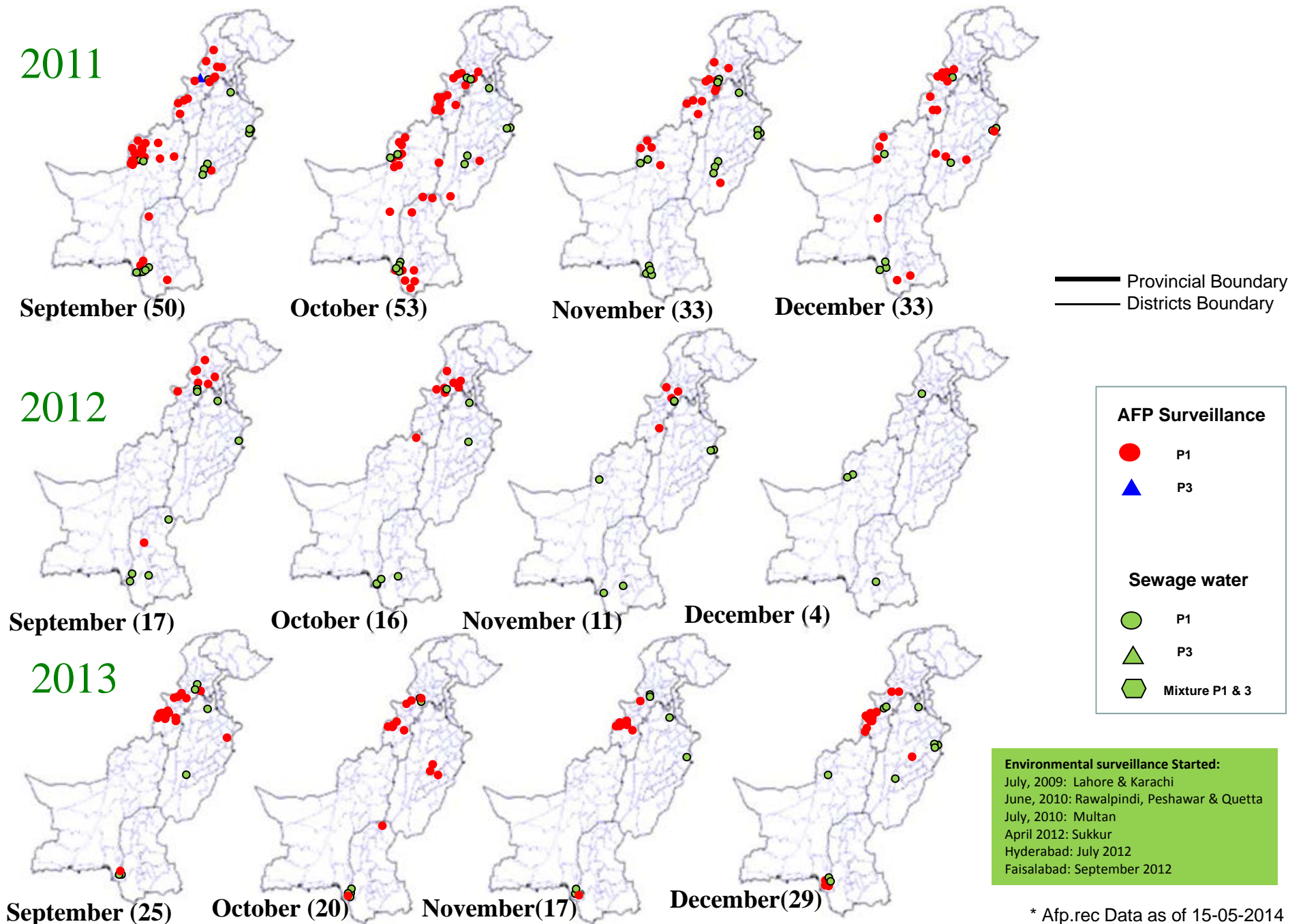
# Map 4.1: Monthly Comparison of P1 & P3 Polio Cases/Isolates 2011-2013\*



\* Afp.rec Data as of 15-05-2014



# Map 4.2: Monthly Comparison of P1 & P3 Polio Cases/Isolates 2011-2013\*

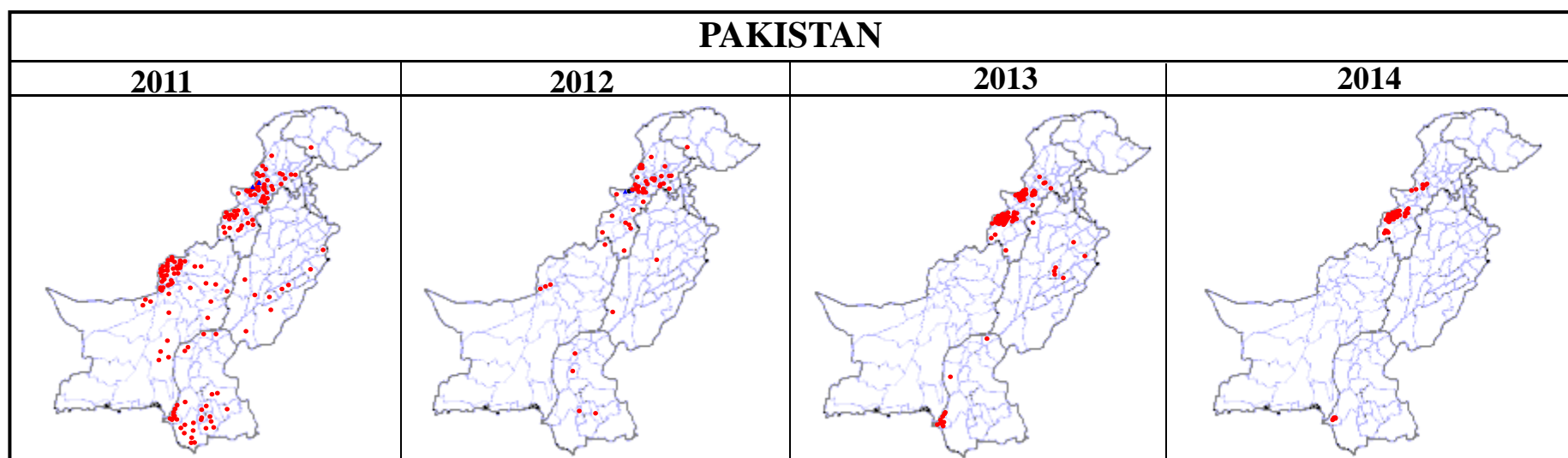


\* Afp.rec Data as of 15-05-2014

## Table 5: Polio Eradication Update, Pakistan 2011-2014\*

Province/Region	Polio 1				Polio 3				Total Wild			
	2011	2012	2013	2014	2011	2012	2013	2014	2011	2012	2013	2014
PUNJAB	9	2	7	-	0	-	-	-	9	2	7	-
SINDH	33	4	10	5	0	-	-	-	33	4	10	5
KP	23	27	11	9	0	-	-	-	23	27	11	9
FATA^	57	17	65	52	2	2	-	-	59	20^	65	52
BALUCHISTAN	73	4	-	-	0	-	-	-	73	4	-	-
AJK	0	-	-	-	0	-	-	-	0	-	-	-
Gilgit-Baltistan	1	1	-	-	0	-	-	-	1	1	-	-
ISLAMABAD	0	-	-	-	0	-	-	-	0	-	-	-
<b>PAKISTAN</b>	<b>196</b>	<b>55</b>	<b>93</b>	<b>66</b>	<b>2</b>	<b>2</b>	<b>-</b>	<b>-</b>	<b>198</b>	<b>58</b>	<b>93</b>	<b>66</b>

^ FATA reported mixture of NSL1 & NSL3



\* Afp.rec Data as of 15-05-2014

***Table 6: Vaccination status of non polio AFP cases age 6-59 months 2011-2014\****

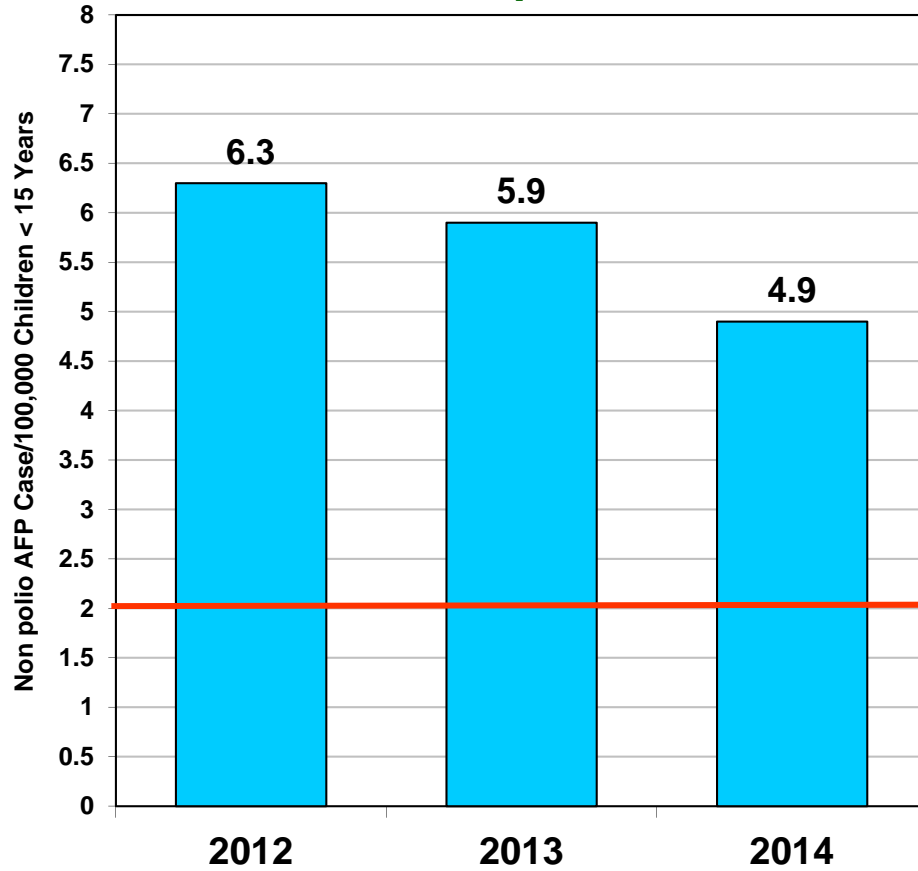
REGION	0 dose				1-2 doses				3 doses				4-6 doses				7+ doses			
	11	12	13	14	11	12	13	14	11	12	13	14	11	12	13	14	11	12	13	14
Central Punjab	0%	0%	0%	0%	1%	0%	0%	0%	2%	0%	1%	2%	6%	4%	7%	3%	92%	95%	91%	94%
North Punjab	0%	0%	0%	0%	1%	0%	0%	2%	1%	0%	0%	1%	5%	4%	4%	5%	93%	96%	96%	91%
South Punjab	0%	0%	0%	0%	0%	0%	0%	0%	1%	0%	0%	0%	5%	4%	5%	1%	93%	96%	94%	99%
<b>PUNJAB</b>	<b>0%</b>	<b>0%</b>	<b>0%</b>	<b>0%</b>	<b>1%</b>	<b>0%</b>	<b>0%</b>	<b>0%</b>	<b>1%</b>	<b>0%</b>	<b>0%</b>	<b>1%</b>	<b>5%</b>	<b>4%</b>	<b>6%</b>	<b>3%</b>	<b>93%</b>	<b>96%</b>	<b>93%</b>	<b>96%</b>
Karachi	4%	1%	1%	8%	1%	1%	5%	0%	0%	2%	0%	5%	6%	6%	6%	0%	86%	90%	88%	88%
North Sindh	0%	0%	0%	0%	1%	0%	0%	0%	0%	1%	0%	0%	5%	4%	5%	5%	94%	94%	95%	94%
South Sindh	1%	0%	0%	0%	1%	1%	0%	0%	0%	2%	1%	0%	6%	4%	7%	6%	96%	93%	91%	95%
<b>SINDH</b>	<b>1%</b>	<b>0%</b>	<b>0%</b>	<b>1%</b>	<b>1%</b>	<b>1%</b>	<b>1%</b>	<b>0%</b>	<b>0%</b>	<b>1%</b>	<b>0%</b>	<b>1%</b>	<b>6%</b>	<b>4%</b>	<b>5%</b>	<b>5%</b>	<b>92%</b>	<b>93%</b>	<b>92%</b>	<b>93%</b>
Central Khyber Pakhtunkhwa	1%	2%	2%	0%	1%	1%	1%	0%	0%	0%	1%	2%	3%	2%	2%	4%	95%	95%	95%	93%
North Khyber Pakhtunkhwa	1%	2%	1%	3%	2%	2%	1%	0%	1%	2%	1%	2%	7%	9%	7%	5%	90%	85%	91%	91%
South Khyber Pakhtunkhwa	2%	2%	1%	0%	4%	1%	0%	0%	4%	1%	1%	0%	7%	9%	4%	0%	83%	87%	95%	100%
<b>Khyber Pakhtunkhwa</b>	<b>1%</b>	<b>2%</b>	<b>1%</b>	<b>1%</b>	<b>2%</b>	<b>1%</b>	<b>0%</b>	<b>0%</b>	<b>1%</b>	<b>1%</b>	<b>1%</b>	<b>2%</b>	<b>5%</b>	<b>6%</b>	<b>4%</b>	<b>4%</b>	<b>91%</b>	<b>89%</b>	<b>94%</b>	<b>94%</b>
<b>FATA</b>	<b>14%</b>	<b>18%</b>	<b>39%</b>	<b>63%</b>	<b>10%</b>	<b>6%</b>	<b>6%</b>	<b>8%</b>	<b>5%</b>	<b>3%</b>	<b>6%</b>	<b>0%</b>	<b>11%</b>	<b>12%</b>	<b>6%</b>	<b>0%</b>	<b>61%</b>	<b>62%</b>	<b>43%</b>	<b>29%</b>
North Balochistan	4%	12%	9%	14%	12%	10%	11%	0%	23%	3%	3%	14%	12%	17%	28%	0%	50%	57%	49%	71%
Quetta Block	31%	14%	8%	0%	10%	10%	8%	11%	3%	0%	0%	0%	14%	14%	21%	0%	43%	62%	64%	89%
Rest of Balochistan	7%	9%	5%	5%	2%	6%	3%	0%	5%	5%	5%	14%	10%	10%	25%	10%	76%	70%	60%	71%
<b>BALUCHISTAN</b>	<b>16%</b>	<b>8%</b>	<b>6%</b>	<b>2%</b>	<b>6%</b>	<b>8%</b>	<b>6%</b>	<b>2%</b>	<b>6%</b>	<b>3%</b>	<b>4%</b>	<b>7%</b>	<b>12%</b>	<b>17%</b>	<b>20%</b>	<b>5%</b>	<b>60%</b>	<b>64%</b>	<b>64%</b>	<b>84%</b>
<b>PAKISTAN</b>	<b>2%</b>	<b>1%</b>	<b>3%</b>	<b>4%</b>	<b>1%</b>	<b>1%</b>	<b>1%</b>	<b>1%</b>	<b>1%</b>	<b>1%</b>	<b>1%</b>	<b>1%</b>	<b>6%</b>	<b>5%</b>	<b>6%</b>	<b>3%</b>	<b>89%</b>	<b>92%</b>	<b>89%</b>	<b>91%</b>

\* Afp.rec Data as of 15-05-2014

# Key Surveillance Indicators; 2012-2014\*

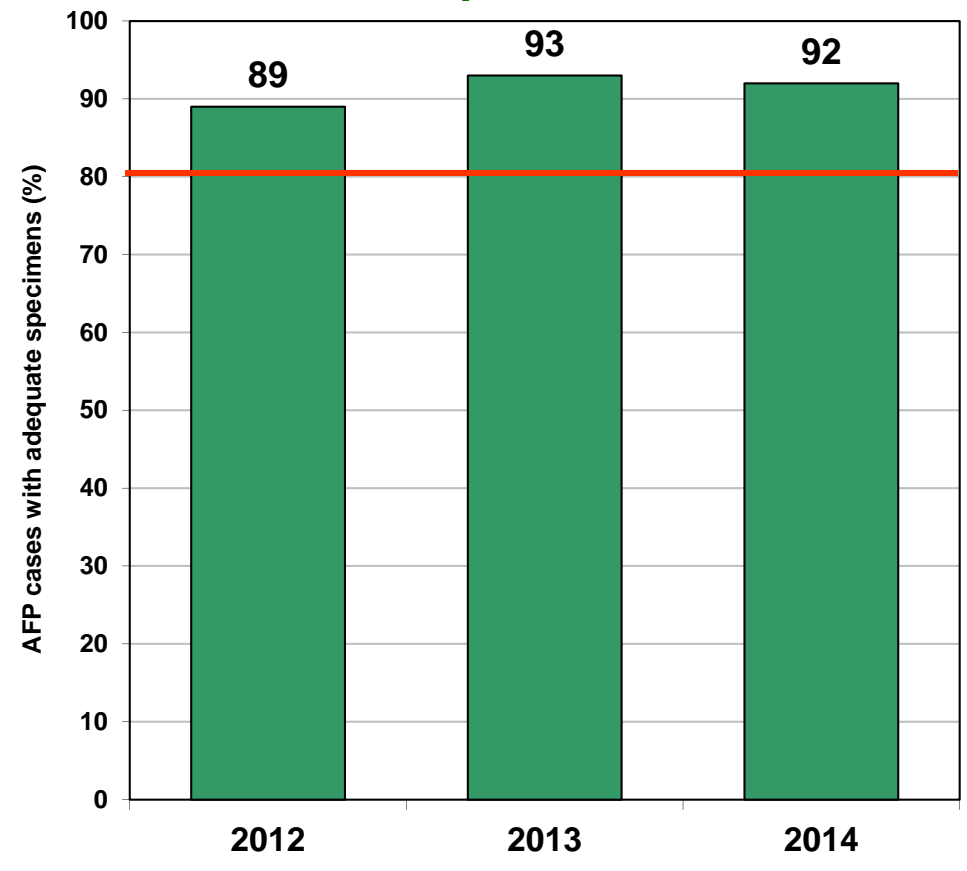
(Non polio AFP rate and % AFP cases with adequate specimens)

### Graph 3



■ Non Polio AFP Rate

### Graph 4



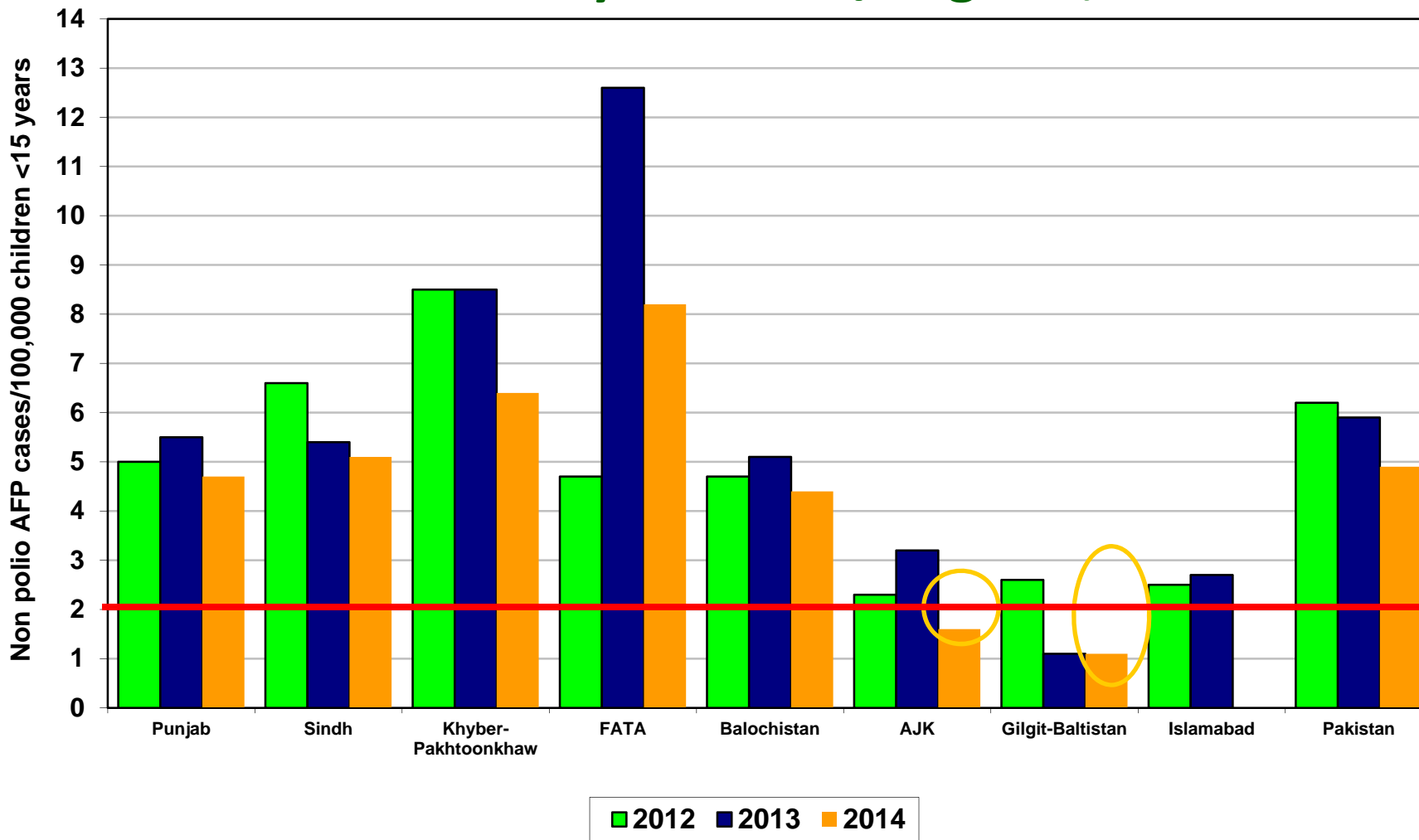
■ % AFP with Adequate Specimens

— Target

Non Polio AFP rate Up to Week No. 19 ended on 10<sup>th</sup> May, 2014

\* Afp.rec Data as of 15-05-2014

# Non Polio AFP Rate By Province/Regions, 2012-2014\*

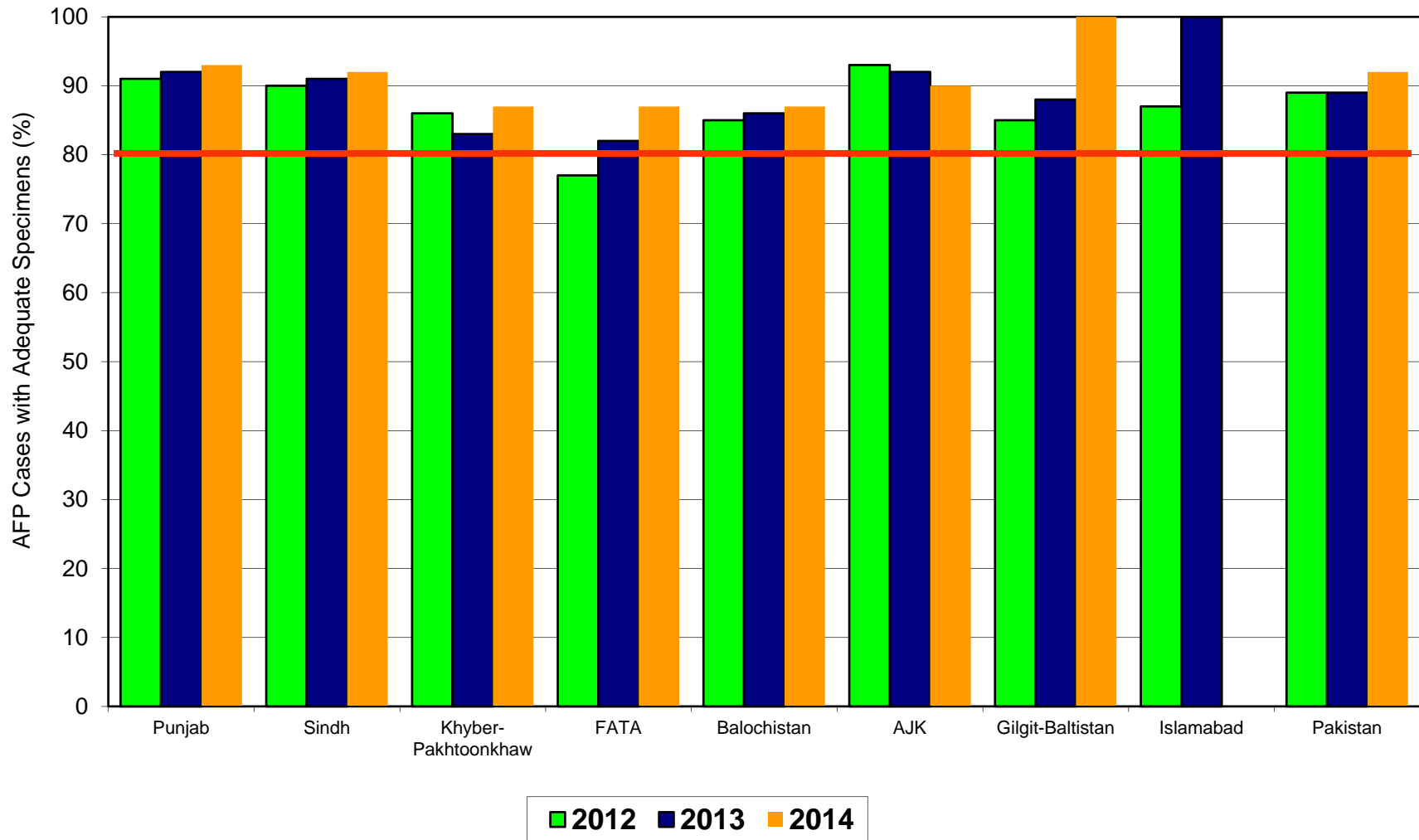


Non Polio AFP rate Up to Week No. 19 ended on 10<sup>th</sup> May, 2014

Target Non-Polio AFP Rate 2/ 100000 < 15 years of the age

\* Afp.rec Data as of 15-05-2014

# Percent AFP Cases with Adequate Specimens By Province/Regions, 2012-2014\*

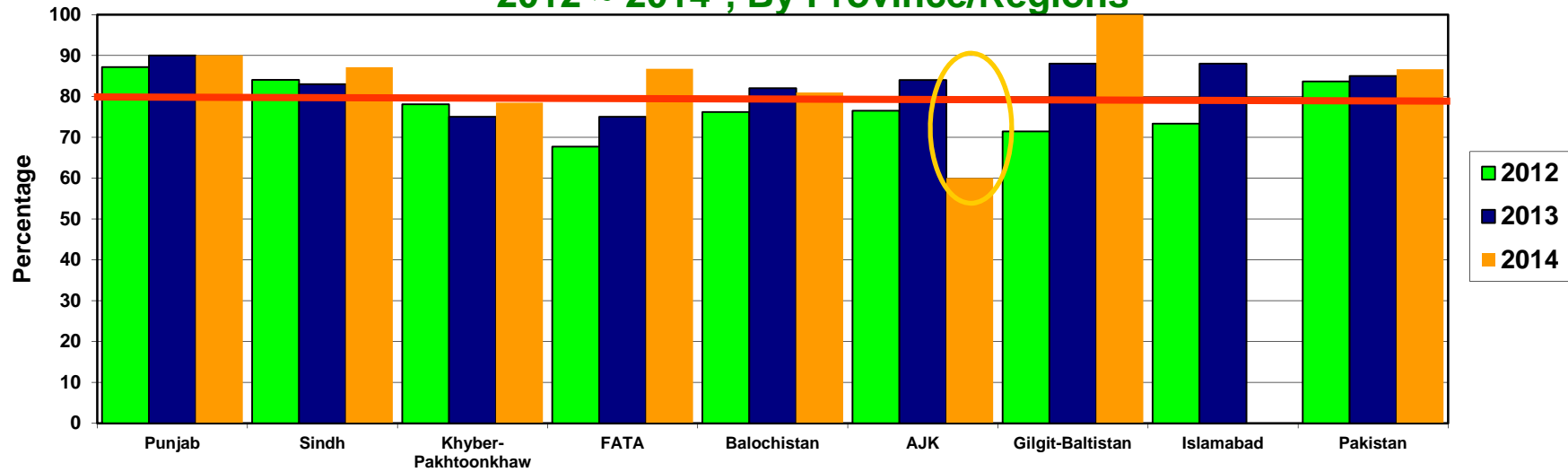


\* Afp.rec Data as of 15-05-2014

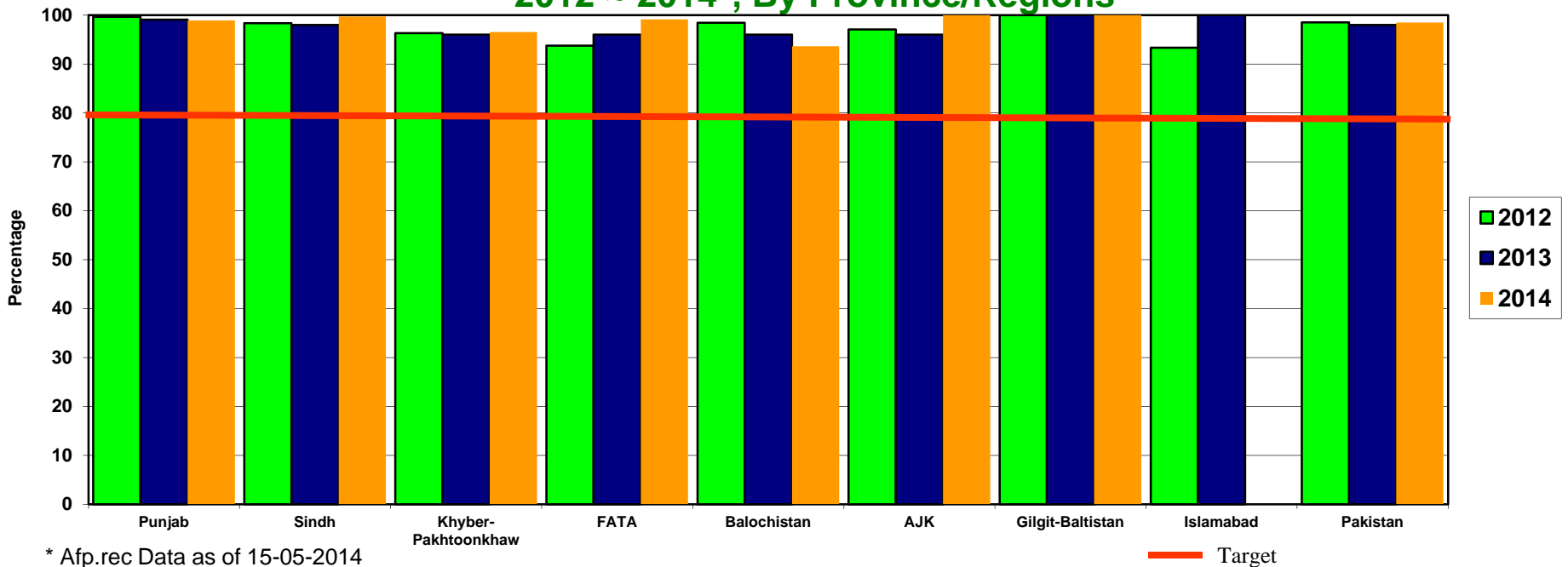
 Target Adequate Sample cases = 80%



**Graph 5: Percent AFP Cases Notified within 07 days of paralysis onset  
2012 ~ 2014\*, By Province/Regions**



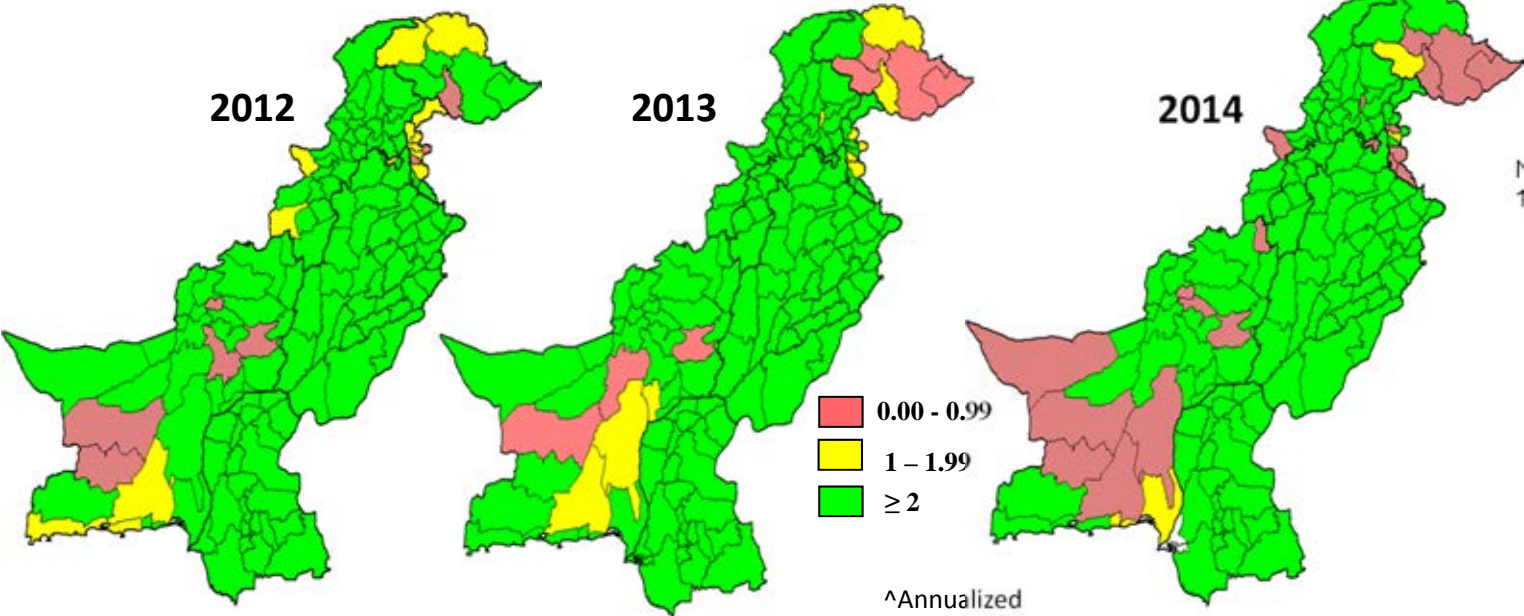
**Graph 6: Percent AFP Cases Investigated within 48 hours of notification  
2012 ~ 2014\*, By Province/Regions**



\* Afp.rec Data as of 15-05-2014

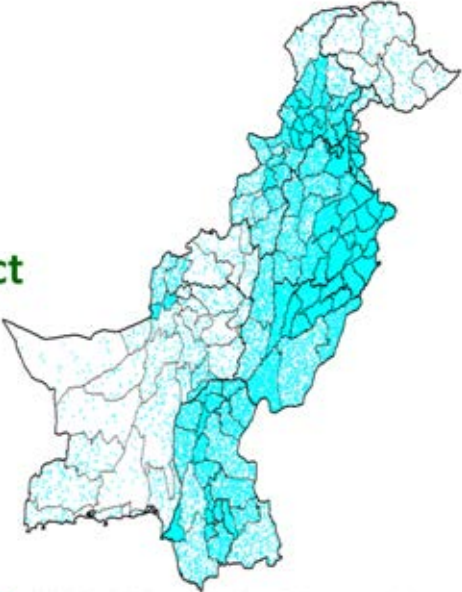
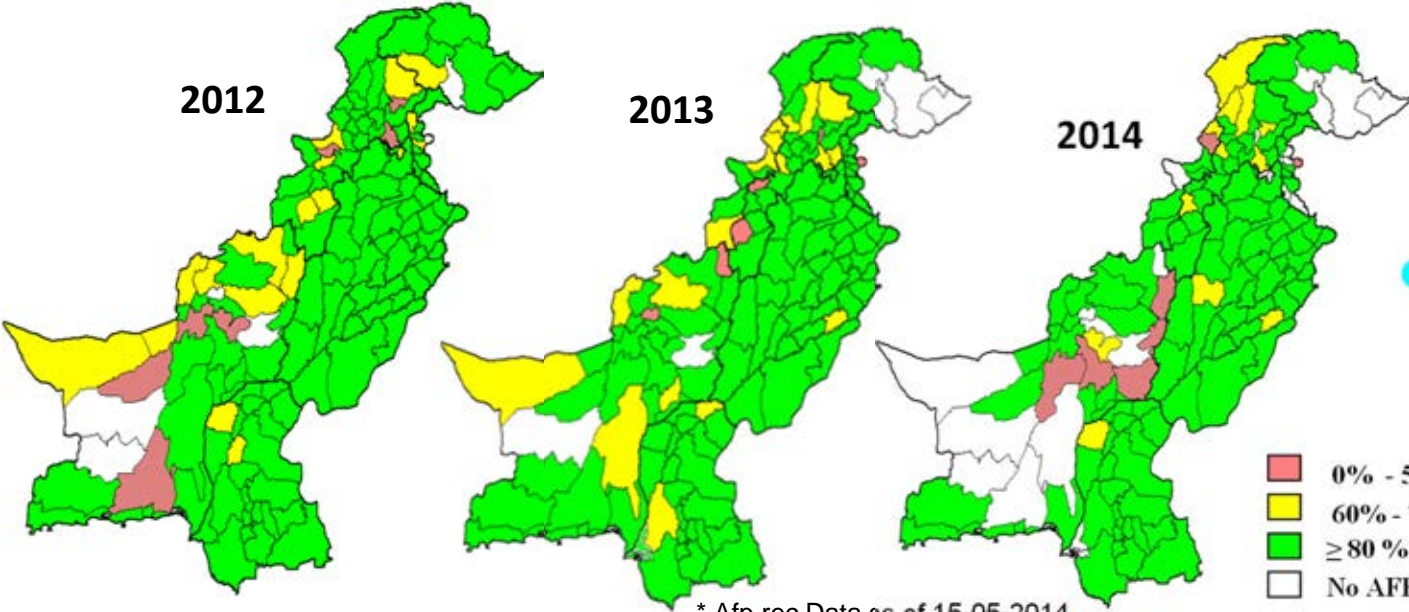
— Target

### Non-Polio^ AFP Rate by District



Non Polio AFP rate Up to Week No. 19 ended on 11<sup>th</sup> May, 2014.

### Percent AFP Cases with Adequate Specimens, by District



● 2000 children under 15 years of age

\* Afp.rec Data as of 15-05-2014

**Table 7: AFP CASES PENDING FOR CLASSIFICATION WITH DATE OF ONSET MORE THAN 90 DAYS\* 2013 (1/1)**

S. No	DISTRICT	TEHSIL	EPID	SEX	AGE	DONSET	DOSES€	DSTOOL1	DSTOOL2	LAB	FEVER	ASYM	PROG	FUP	PEND (DAYS)
1	KHIGADAP	GADAP	SD/63/13/021	F	10	8/23/2013	1	9/23/2013	9/24/2013	NVI	Y	Y	Y	Y	265
2	KHIGADAP	GADAP	SD/63/13/031	M	14	7/15/2013	7+	Late Notified			Y	Y	Y	Y	304
3	BAGH	BAGH	AJ/50/13/012	F	34	12/22/2013	7+	1/14/2014	1/17/2014	NVI	Y	Y	Y	Y	144
4	GHIZER	PUNIAL	GB/41/13/001	M	66	9/2/2013	7+	9/6/2013		EV	N	Y	Y	DIED	255

€ Based on recall of parents  
 \* Afp.rec Data as of 15-05-2014

FUP = Residual Weakness at 60 days follow up.

**Table 7.1: AFP CASES PENDING FOR CLASSIFICATION WITH DATE OF ONSET MORE THAN 90 DAYS\* 2014 (1/1)**

S. No	DISTRICT	TEHSIL	EPID	SEX	AGE	DONSET	DOSES€	DSTOOL1	DSTOOL2	LAB	FEVER	ASYM	PROG	FUP	PEND (DAYS)
1	FAISALABAD	JARANWALA	PB/51/14/024	F	132	1/5/2014	7+	Late Notified			Y	Y	Y	Y	130
2	RAWALPINDI	RAWALPINDI	PB/11/14/004	M	10	1/26/2014	7+	2/12/2014		NVI	Y	Y	Y	Y	109
3	KHAIRPUR	KHAIRPUR	SD/43/14/003	F	72	1/28/2014	7+	Child Died Before Stool Collection			Y	Y	Y	DIED	107
4	KHIGADAP	GADAP	SD/63/14/004	M	10	1/5/2014	0	3/5/2014	3/6/2014	EV	Y	Y	Y	Y	130
5	KHIJAMSHEED	JAMSHEED	SD/66/14/001	F	121	1/14/2014	7+	1/27/2014	1/29/2014	NVI	Y	N	Y		121
6	KHIKORANGI	KORANGI	SD/68/14/001	M	23	1/5/2014	7+	Child Died Before Stool Collection			N	N	N	DIED	130
7	UMERKOT	SAMARO	SD/34/14/002	F	24	1/14/2014	7+				Y	N	Y	DIED	121
8	CHARSADA	SHABQADAR	KP/31/14/005	M	10	1/26/2014	7+	2/8/2014	2/10/2014	EV	N	Y	Y		109
9	CHARSADA	CHARSADA	KP/31/14/013	F	25	1/26/2014	7+	3/21/2014	3/23/2014	EV	N	Y	Y		109
10	CHITRAL	CHITRAL	KP/21/14/001	M	48	1/22/2014	7+	1/31/2014			Y	N	Y		113
11	DIKHAN	PAHARPUR	KP/60/14/001	F	4	2/2/2014	4	2/16/2014	2/18/2014	NVI	Y	N	Y	DIED	102
12	DIRLOWER	SAMAR BAGH	KP/23/14/004	M	9	2/1/2014	7+	2/18/2014	2/19/2014	NVI	Y	Y	N	Y	103
13	HARIPUR	HARIPUR	KP/12/14/001	M	18	1/6/2014	7+	2/19/2014	2/21/2014	NVI	Y	Y	Y	Y	129
14	KOHAT	KOHAT	KP/50/14/006	F	54	2/1/2014	7+	3/2/2014	3/3/2014	NVI	Y	N	Y		103
15	PESHAWAR	PESHAWAR	KP/30/14/007	F	18	1/30/2014	5	Child Died Before Stool Collection			Y	Y	Y	DIED	105
16	BARKHAN	BARKHAN	BN/23/14/001	M	36	1/19/2014	3	1/30/2014		NVI	Y	Y	UK	DIED	116
17	DBUGTI	DERA BUGTI	BN/35/14/001	M	33	1/20/2014	7+	2/22/2014	2/23/2014	NVI	Y	Y	Y		115
18	JAFARABAD	JHAT PAT	BN/43/14/005	F	14	2/5/2014	7+	2/19/2014	2/21/2014	NVI	Y	Y	Y	Y	99
19	KALAT	KALAT	BN/53/14/001	M	120	2/1/2014	7+	3/1/2014	3/4/2014	NVI	N	Y	Y		103
20	BAJOUR	BARANG	FT/33/14/006	F	23	2/12/2014	7+	3/2/2014	3/3/2014	VACC	N	Y	Y		92
21	FR BANNU	FR BANNU	FT/69/14/011	M	8	2/3/2014	0	2/20/2014	2/21/2014	NVI	Y	Y	Y		101
22	KHYBER	JAMRUD	FT/34/14/008	M	30	1/7/2014	7+	2/9/2014	2/11/2014	NVI	Y	Y	Y	Y	128
23	WAZIR-N	MIRAN SHAH	FT/64/14/044	M	12	1/27/2014	0	3/2/2014	3/3/2014	VACC	Y	Y	Y		108

€ Based on recall of parents  
\* Afp.rec Data as of 15-05-2014

60 days Follow-up not done

FUP = Residual Weakness at 60 days follow up.