



**World Health
Organization**

Weekly AFP Surveillance Update Pakistan

Week 16 (*Ended on 19th April, 2014*)

***National Surveillance Cell
Federal EPI***

World Health Organization Country Office,
Chak Shahzad, Park Road,
Islamabad, Pakistan

Tel: +92-51 9255123 / 9255282 /9255184

Fax: +92-51 9255274

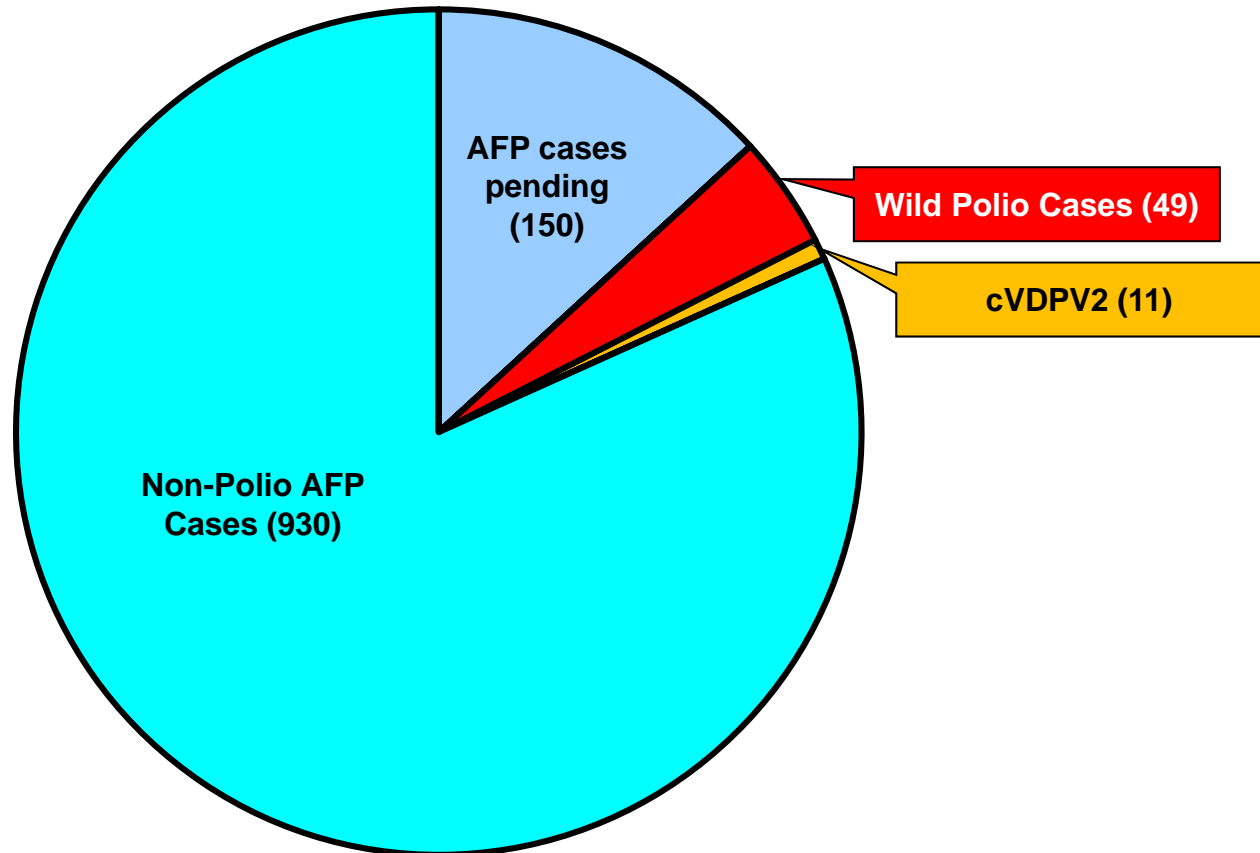
Email: epidata@pak.emro.who.int

Web site: www.who.gov.pk

AFP Surveillance



AFP Case Profile, 2014*



Total AFP Cases Reported = 1138

**^14 Inadequate cases pending classification by ERC;
^50 Inadequate cases not due for FUP
^86 Pending in the Lab**

* Afp.rec Data as of 17-04-2014

Point in Time Comparison of polio cases by province/region 2013 & 2014*

Region/ Province	No. of polio cases		No. of infected districts/towns		Last polio case
	2013	2014	2013	2014	
Khyber Pakhtunkhwa	3	7	3	2	16-Mar -14
FATA / FR Areas	0	39	0	4	02-Apr -14
Sindh	2	3	2	3	30-Mar-14
Balochistan	0	0	0	0	02-Oct-12
Punjab	1	0	1	0	12-Dec-13
Pakistan	6	49	6	9	02-Apr-14

Four additional districts/town declared infected based on environmental samples in 2014

* Afp.rec Data as of 17-04-2014

Table 1: List of Confirmed Polio Cases, Pakistan 2014* (1/3)

S.NO.	PROVINCE/ REGION	DISTRICT	TEHSIL	EPID NO.	SEX	AGE (m)	DATE OF ONSET PARALYSIS	NO. OPV DOSES (based on parents recall)		FEVER	Asymetric Paralysis	Rapid Progression	REFUSAL	W/PV TYPE	GENETICS
								Route	SIA's						Cluster
1	FATA	WAZIR-N\$	MIR ALI	FT/64/14/006	F	19	03-Jan-14	0	0	Y	Y	Y	N	NSL1	R4B
2	FATA	WAZIR-N\$	MIR ALI	FT/64/14/003	M	14	03-Jan-14	0	0	Y	Y	Y	N	NSL1	R4B
3	FATA	WAZIR-N\$	MIR ALI	FT/64/14/007	F	8	04-Jan-14	0	0	Y	Y	Y	N	NSL1	R4B
4	FATA	WAZIR-N\$	MIRAN SHAH	FT/64/14/004	F	13	04-Jan-14	0	0	Y	Y	Y	N	NSL1	R4B
5	FATA	WAZIR-N\$	MIRAN SHAH	FT/64/14/005	F	17	05-Jan-14	0	0	Y	Y	Y	N	NSL1	R4B
6	FATA	WAZIR-N\$	MIRAN SHAH	FT/64/14/011	F	12	10-Jan-14	0	0	Y	Y	Y	N	NSL1	R4B
7	FATA	WAZIR-N\$	MIR ALI	FT/64/14/018	M	12	11-Jan-14	0	0	Y	Y	Y	N	NSL1	R4B
8	FATA	KHYBER\$	BARA	FT/34/14/003	F	13	12-Jan-14	0	0	Y	Y	Y	N	NSL1	R4B
9	FATA	WAZIR-N\$	MIR ALI	FT/64/14/012	M	23	16-Jan-14	0	0	Y	Y	Y	N	NSL1	R4B
10	FATA	WAZIR-N\$	MIRAN SHAH	FT/64/14/016	M	10	17-Jan-14	0	0	Y	Y	Y	N	NSL1	R4B
11	FATA	WAZIR-N\$	MIRAN SHAH	FT/64/14/017	M	17	22-Jan-14	0	0	Y	Y	Y	N	NSL1	R4B
12	FATA	WAZIR-N\$	MIRAN SHAH	FT/64/14/019	F	18	24-Jan-14	0	0	Y	Y	Y	N	NSL1	R4B
13	FATA	WAZIR-N\$	MIRAN SHAH	FT/64/14/021	M	16	25-Jan-14	0	0	Y	Y	Y	N	NSL1	R4B
14	KPAKHTUNKHWA	BANNU	BANNU	KP/61/14/001	M	39	26-Jan-14	0	10^	Y	N	Y	Y	NSL1	R4B
15	FATA	WAZIR-N\$	MIR ALI	FT/64/14/024	M	18	28-Jan-14	0	0	Y	Y	Y	N	NSL1	R4B
16	FATA	WAZIR-N\$	MIRAN SHAH	FT/64/14/022	F	11	29-Jan-14	0	0	Y	Y	Y	N	NSL1	R4B
17	KPAKHTUNKHWA	PESHAWAR	PESHAWAR	KP/30/14/008	M	6	31-Jan-14	3	3	Y	Y	Y	Y	NSL1	R4B
18	FATA	WAZIR-N\$	MIRAN SHAH	FT/64/14/028	M	18	05-Feb-14	0	0	Y	Y	Y	N	NSL1	R4B
19	FATA	WAZIR-N\$	MIRAN SHAH	FT/64/14/032	M	18	08-Feb-14	0	0	Y	Y	Y	N	NSL1	R4B
20	FATA	WAZIR-N\$	MIRAN SHAH	FT/64/14/027	M	12	08-Feb-14	0	0	Y	Y	Y	N	NSL1	R4B
21	FATA	WAZIR-N\$	MIRAN SHAH	FT/64/14/034	F	18	09-Feb-14	3	3	Y	Y	Y	N	NSL1	R4B
22	KPAKHTUNKHWA	PESHAWAR	PESHAWAR	KP/30/14/012	M	18	10-Feb-14	3	3	Y	Y	Y	N	NSL1	R4B

\$ Security compromised area

^Under investigation

* Afp.rec Data as of 17-04-2014

Table 1: List of Confirmed Polio Cases, Pakistan 2014* (2/3)

S.NO.	PROVINCE/ REGION	DISTRICT	TEHSIL	EPID NO.	SEX	AGE (m)	DATE ONSET OF PARALYSIS	NO. OPV DOSES (based on parents recall)		FEVER	Asymmetric Paralysis	Rapid Progression	REFUSAL	WPV TYPE	GENETICS
								Route	SIA's						Cluster
23	FATA	WAZIR-N	MIRAN SHAH	FT/64/14/041	F	18	10-Feb-14	0	0	Y	N	Y	N	NSL1	R4B
24	SINDH	KARACHI	BALDIA	SD/61/14/002	F	24	10-Feb-14	0	0	Y	Y	Y	N	NSL1	R4B
25	FATA	WAZIR-S	BIRMAL	FT/65/14/001	F	6	12-Feb-14	0	0	Y	Y	Y	N	NSL1	R4B
26	FATA	WAZIR-N	MIRAN SHAH	FT/64/14/035	M	5	12-Feb-14	0	0	Y	Y	Y	N	NSL1	R4B
27	FATA	WAZIR-N	MIRAN SHAH	FT/64/14/038	M	44	15-Feb-14	0	0	Y	Y	Y	N	NSL1	R4B
28	FATA	FR BANNU	FR BANNU	FT/69/14/009	F	18	15-Feb-14	0	0	Y	Y	Y	N	NSL1	R4B
29	FATA	WAZIR-N	MIRAN SHAH	FT/64/14/037	M	10	16-Feb-14	0	0	Y	Y	Y	N	NSL1	R4B
30	FATA	WAZIR-N\$	MIR ALI	FT/64/14/042	M	17	21-Feb-14	0	0	Y	Y	N	N	NSL1	R4B
31	FATA	WAZIR-N\$	MIR ALI	FT/64/14/047	F	7	21-Feb-14	0	0	Y	Y	Y	N	NSL1	R4B
32	FATA	WAZIR-N\$	MIRAN SHAH	FT/64/14/040	M	11	22-Feb-14	0	0	Y	Y	Y	N	NSL1	R4B
33	KPAKHTUNKHWA	PESHAWAR	PESHAWAR	KP/30/14/016	M	22	24-Feb-14	0	0	Y	N	Y	N	NSL1	R4B
34	FATA	WAZIR-N\$	MIR ALI	FT/64/14/043	M	16	25-Feb-14	0	0	Y	Y	Y	N	NSL1	R4B
35	FATA	WAZIR-N\$	MIRAN SHAH	FT/64/14/046	M	84	26-Feb-14	0	0	Y	Y	Y	N	NSL1	R4B
36	KPAKHTUNKHWA	BANNU	BANNU	KP/61/14/007	F	10	02-Mar-14	0	0	Y	Y	Y	Y	NSL1	R4B
37	FATA	WAZIR-N\$	MIRAN SHAH	FT/64/14/050	M	13	04-Mar-14	0	0	Y	Y	Y	N	NSL1	R4B
38	KPAKHTUNKHWA	BANNU	BANNU	KP/61/14/006	F	16	07-Mar-14	0	0	Y	Y	Y	Y	NSL1	R4B
39	FATA	WAZIR-N\$	MIRAN SHAH	FT/64/14/051	M	14	07-Mar-14	0	0	Y	Y	Y	N	NSL1	R4B
40	FATA	WAZIR-N\$	MIR ALI	FT/64/14/049	M	5	08-Mar-14	0	0	Y	N	Y	N	NSL1	R4B
41	FATA	WAZIR-N\$	MIRAN SHAH	FT/64/14/056	M	12	14-Mar-14	0	0	Y	Y	Y	N	NSL1	R4B
42	FATA	WAZIR-S	BIRMAL	FT/65/14/002	F	6	14-Mar-14	0	0	Y	N	Y	N	NSL1	R4B
43	KPAKHTUNKHWA	BANNU	BANNU	KP/61/14/009	F	10	16-Mar-14	0	0	Y	N	Y	Y	NSL1	R4B
44	FATA	WAZIR-N\$	MIRAN SHAH	FT/64/14/059	M	11	19-Mar-14	0	0	Y	Y	Y	N	NSL1	R4B

\$ Security compromised area

^Under investigation

* Afp.rec Data as of 17-04-2014

Table 1: List of Confirmed Polio Cases, Pakistan 2014* (3/3)

S.NO.	PROVINCE/ REGION	DISTRICT	TEHSIL	EPID NO.	SEX	AGE (m)	DATE ONSET OF PARALYSIS	NO. OPV DOSES (based on parents recall)		FEVER	Asymmetric Paralysis	Rapid Progression	REFUSAL	WPV TYPE	GENETICS
								Route	SIA's						Cluster
45	FATA	WAZIR-N\$	MIRAN SHAH	FT/64/14/057	F	34	20-Mar-14	0	0	Y	N	Y	N	NSL1	R4B
46	FATA	WAZIR-S	BIRMAL	FT/65/14/005	F	9	22-Mar-14	0	0	Y	Y	Y	N	NSL1	R4B
47	SINDH	KARACHI	ORANGI	SD/75/14/005	F	22	30-Mar-14	0	0	Y	Y	Y	N	NSL1	R4B
48	FATA	WAZIR-N\$	MIRAN SHAH	FT/64/14/064	F	18	02-Apr-14	0	0	Y	Y	Y	N	NSL1	
49	SINDH	KHIGADAP	GADAP	SD/75/14/006	F	11	26-Mar-14	0	0	Y	Y	Y	Y	NSL1	

\$ Security compromised area

New Case

^Under investigation

* Afp.rec Data as of 17-04-2014

Table 2: LAB Update 2014*

Month of Onset	AFP Cases	No virus isolated	Cases Under Process		Isolated Viruses from stools						
			Culture	ITD	Vaccine viruses		NPEV		Wild	Results within 14 days	
	n	n	n	n	n	%	n	%	n	n	%
January	384	269	0	0	25	7	68	18%	17	379	99%
February	367	270	0	1	34	9	42	11%	18	365	99%
March	379	243	16	2	41	11	64	17%	13	360	95%
April	105	25	66	4	0	0	9	9%	1	35	33%
Pakistan	1235	807	80	7	100	8	183	15%	49	1139	92%

* Data as of 17-04-2014

Table 3: Urgent / ITD Pending Cases (1/1)

S. #	Basic information									OPV doses				Urgent		Prov Diagnosis	Lab update			Remarks
	District	Tehsil	Union council	Epid number	Date of Onset	Age (M)	Sex	Date of 1st stool	Stool Adeq	Ri	SAs	Last 6 SAs	Last dose	By Field	By NSC		Lab No.	Days Inoc	Culture update	
Isolates pending for ITSD																				
1	FR BANNU	FR BANNU	JANI KHEL	FT/69/14/013-C2		11	F	02-Apr-14	-	-	-	-	-	N	-	-	1406	6	P2	Discordant U
2	FR BANNU	FR BANNU	BATA KHEL	FT/69/14/014	01-Apr-14	18	F	05-Apr-14	Y	0	4	2	25-Mar-14	N	N	MENINGITIS	1443	5	P2	Discordant U
3	WAZIR-N	MIRAN SHAH	LATTAKA1	FT/64/14/066	04-Apr-14	18	F	08-Apr-14	Y	0	0	0		Y	Y	POLIO MYELITIS	1498	4	P1	Discordant U
4	PESHAWAR §	PESHAWAR	#	KP/30/14/030-C3		2	F	08-Apr-14	-	-	-	-	-	N	-	-	1473	8	SL3	Waiting rRT-PCR for VDPV screening
5	PESHAWAR	PESHAWAR	BAZID KHEL	KP/30/14/032	27-Mar-14	6	F	11-Apr-14	N	0	7+	5	23-Mar-14	N	-	FEBRILE FITS	1535	3	L20B+	
6	PESHAWAR §	PESHAWAR	BAZID KHEL	KP/30/14/032-C1		60	F	11-Apr-14	-	-	-	-	23-Mar-14	N	-	-	1532	3	P1	Discordant U
7	LAHORE	GULBERG TOWN	129	PB/31/14/037	20-Feb-14	5	F	07-Apr-14	N	1	4	3	11-Feb-14	N	Y	TRAUMATIC NEURITIS	1467	5	P2	Discordant U
8	KHIGADAP	GADAP	4	SD/63/14/008	02-Apr-14	7	M	06-Apr-14	Y	0	1	1	14-Jan-14	Y	Y	GBS	1481	4	P1	Discordant U
Reported urgent (by field / NSC criteria)																				
9	WAZIR-N *	MIR ALI	MAMEET	FT/64/14/065	07-Apr-14	12	F	09-Apr-14	N	0	2	0	06-Apr-14	Y	Y	POLIO MYELITIS	1519	10	UP	
10	WAZIR-N *	MIRAN SHAH	HANZONI-1	FT/64/14/067	06-Apr-14	48	F	11-Apr-14	Y	0	0	0		Y	N	POLIO MYELITIS	1586	5	UP	
11	WAZIR-N *	MIRAN SHAH	HANZONI-1	FT/64/14/068	09-Apr-14	78	F	14-Apr-14	Y	0	0	0		Y	N	GBS	1593	5	UP	
12	WAZIR-N *	MIRAN SHAH	MAIZER	FT/64/14/069	04-Apr-14	8	M	13-Apr-14	Y	0	0	0		Y	Y	POLIO	1587	5	UP	
13	WAZIR-N *	#	#	FT/64/14/070	08-Apr-14	19	F	14-Apr-14	#	#	#	#		Y	#	-	1592	5	UP	
14	WAZIR-S *	#	#	FT/65/14/006	03-Apr-14	15	F	08-Apr-14	#	#	#	#		Y	#	-	1576	6	UP	

* New addition

§ New results

Data not available

¥ NSC Criteria = Fever, Rapid Progress, Age < 48 months and OPV Doses < 7

UP = Under process

Urgent (Field/NSC) / Inadequate specimens / Age 12-35 months / Zero OPV dose

U Pending for genomic sequencing

Comparison environmental sampling results 2013-14*

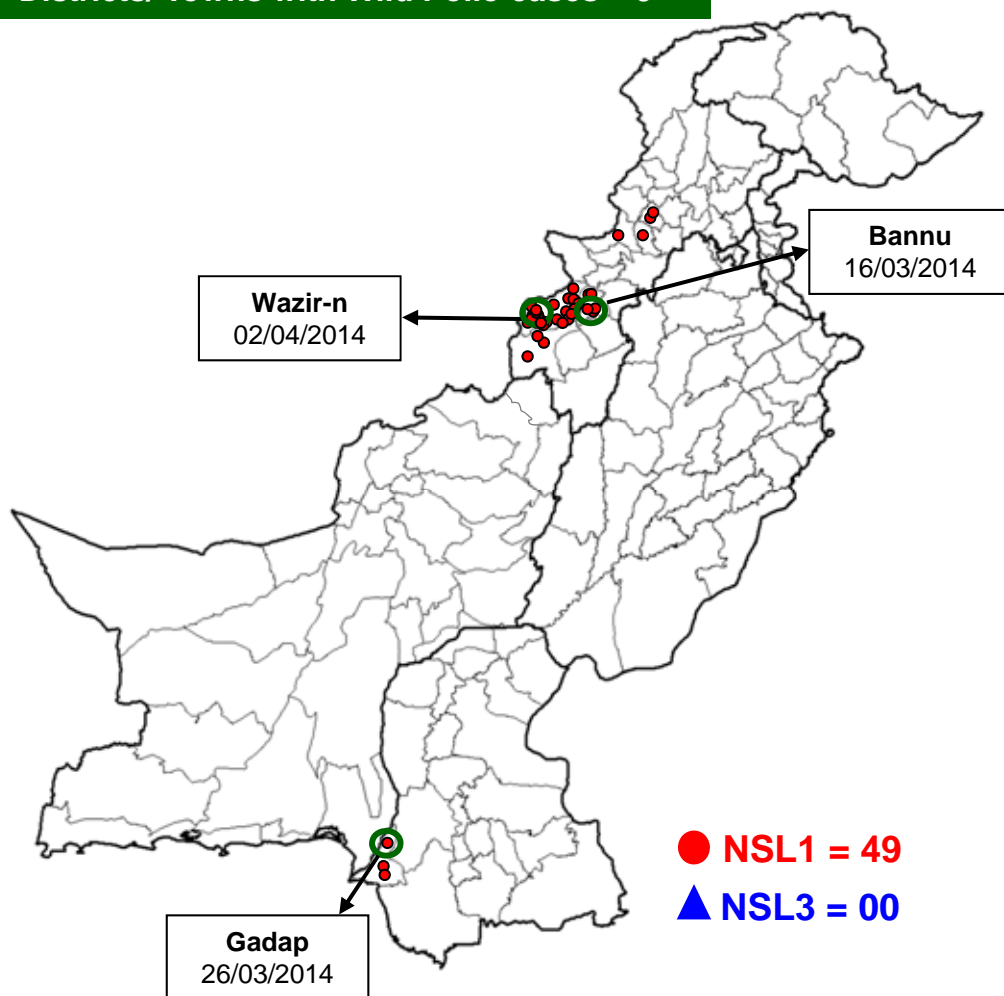
DISTRICT	2013			2014			Last
	TOTAL	WILD		TOTAL	WILD		
	n	n	%	n	n	%	
LAHORE	20	0	0%	15	0	0%	12-Dec-13
MULTAN	11	0	0%	9	0	0%	09-Dec-13
RAWALPINDI	3	1	33%	4	1	25%	28-Jan-14
FAISALABAD	12	1	8%	9	0	0%	03-Jan-13
KHIGIQBAL	8	0	0%	5	4	80%	06-Mar-14
KHIGADAP	9	2	22%	9	4	44%	11-Feb-14
KHIBALDIA	7	0	0%	6	4	67%	27-Jan-14
SUKKUR	8	0	0%	6	0	0%	05-Sep-12
HYDERABAD	4	4	100%	3	0	0%	12-Aug-13
PESHAWAR	7	7	100%	8	6	75%	24-Feb-14
QUETTA	10	1	10%	8	1	13%	28-Dec-13
PAKISTAN	99	16	16%	82	20	24%	06-Mar-14

* Data as of 17-04-2014

Data source Polio RRL

Map1: Distribution of Wild Polio cases Pakistan 2014*

Districts/ Towns with Wild Polio cases = 9



Province/ Country	Date of Last Case		Number of cases 2013	
	P1	P3	P1	P3
PUNJAB	Dec, 2013	Jun, 2010	-	-
SINDH	March, 2014	Jan, 2010	3	-
KHYBER- PAKHTUNKHWA	March, 2014	Oct, 2010	7	-
FATA	April, 2014	Apr, 2012	39	-
BALUCHISTAN	Oct, 2012	Apr, 2010	-	-
AJK	June, 2000	Jun, 2000	-	-
GILGIT-BALTISTAN	Aug, 2012	-	-	-
ISLAMABAD	Sep, 2008	Sep, 2008	-	-
PAKISTAN	March, 2014	Apr, 2012	49	-

● NSL1 = 49
▲ NSL3 = 00

○ District with last polio case in province

Cases randomly placed in districts

— Provincial Boundary
— Districts Boundary

* Afp.rec Data as of 17-04-2014

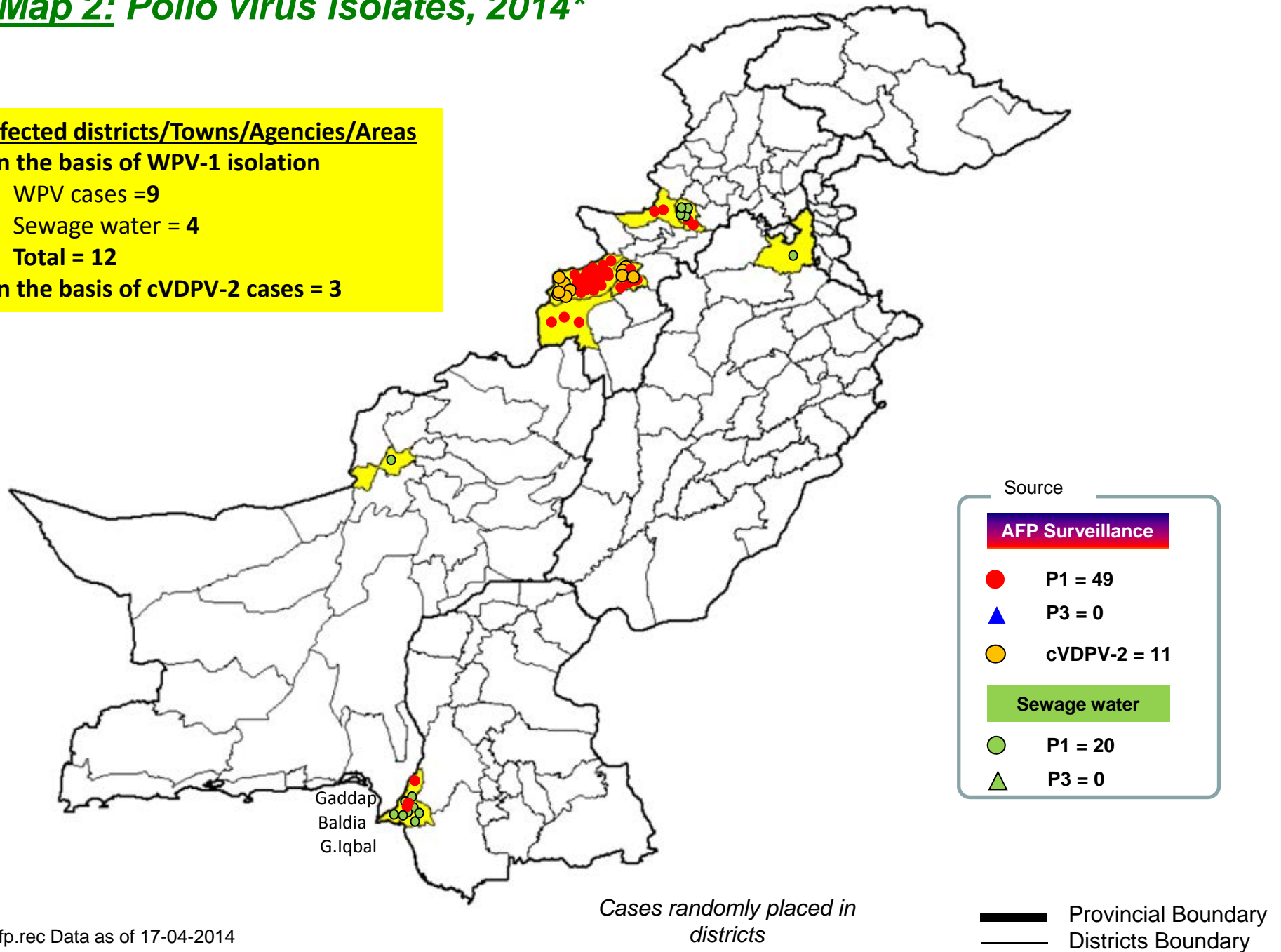
Map 2: Polio virus isolates, 2014*

Infected districts/Towns/Agencies/Areas

On the basis of WPV-1 isolation

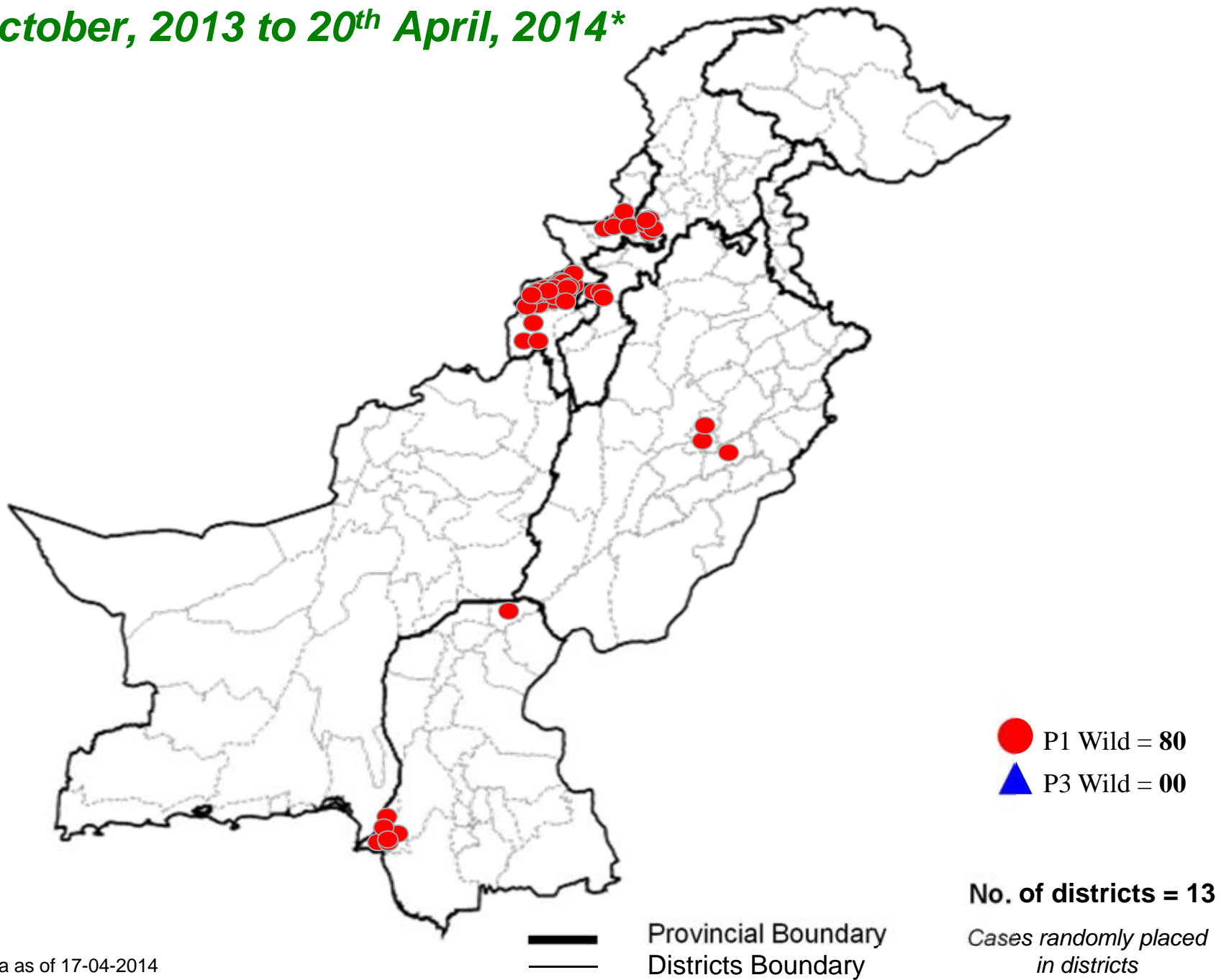
- WPV cases = 9
- Sewage water = 4
- Total = 12

On the basis of cVDPV-2 cases = 3



* Afp.rec Data as of 17-04-2014

Map 3: Wild Polio cases in the last 6 months from 21th October, 2013 to 20th April, 2014*



* Afp.rec Data as of 17-04-2014

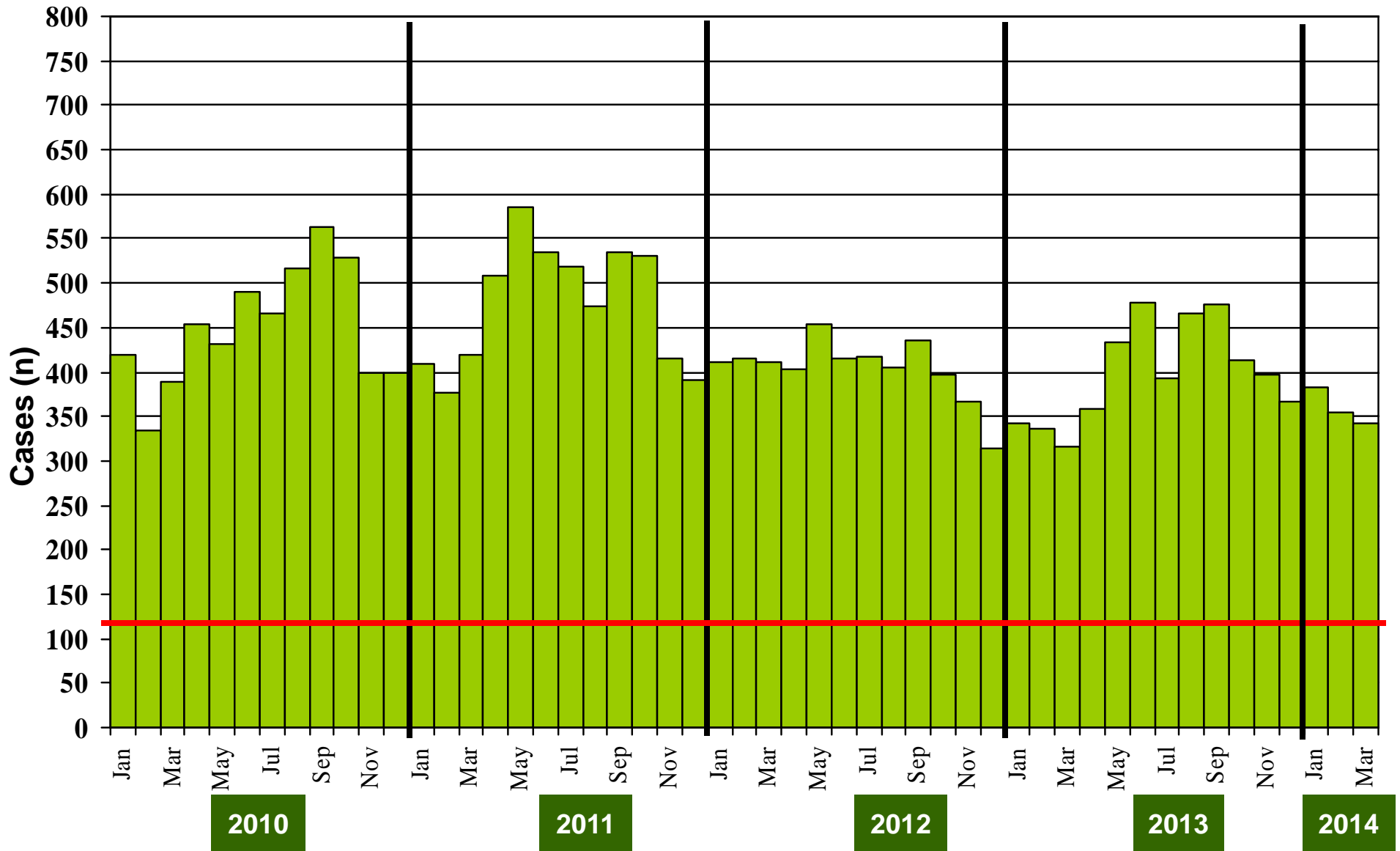
**Table 4: Distribution of AFP Cases By Week of Onset ^
Pakistan 2013-14* [Week number/Ending on]**

PROVINCE	W 01 04 Jan 2014	W 02 11 Jan 2014	W 03 18 Jan 2014	W 04 25 Jan 2014	W 05 01 Feb 2014	W 06 08 Feb 2014	W 07 15 Feb 2014	W 08 22 Feb 2014	W 09 01 Mar 2014	W 10 08 Mar 2014	W 11 15 Mar 2014	W 12 22 Mar 2014	W 13 29 Mar 2014	W 14 05 Apr 2014	W 16 12 Apr 2014
PUNJAB	29	32	51	52	37	39	42	34	47	38	30	51	39	30	7
SINDH	9	19	16	19	8	20	23	17	20	21	19	26	26	20	7
KP	12	20	13	19	19	24	12	23	17	17	19	18	13	7	0
FATA	8	8	7	6	10	11	12	6	6	7	5	7	6	5	1
BALUCHISTAN	1	4	5	7	9	2	5	6	1	3	1	2	4	0	1
AJK	1	2	0	1	0	2	1	1	1	1	0	0	0	0	0
GILGIT BILTISTAN	0	0	0	0	0	0	0	2	0	0	0	0	0	0	0
ISLAMABAD	0	0	0	0	0	1	0	0	0	0	0	0	0	0	0
PAKISTAN	60	85	92	104	83	99	95	89	92	87	74	104	88	62	16

* Afp.rec & Afplab.rec: Data as of 17-04-2014

^ MMWR Epidemiological Weeks

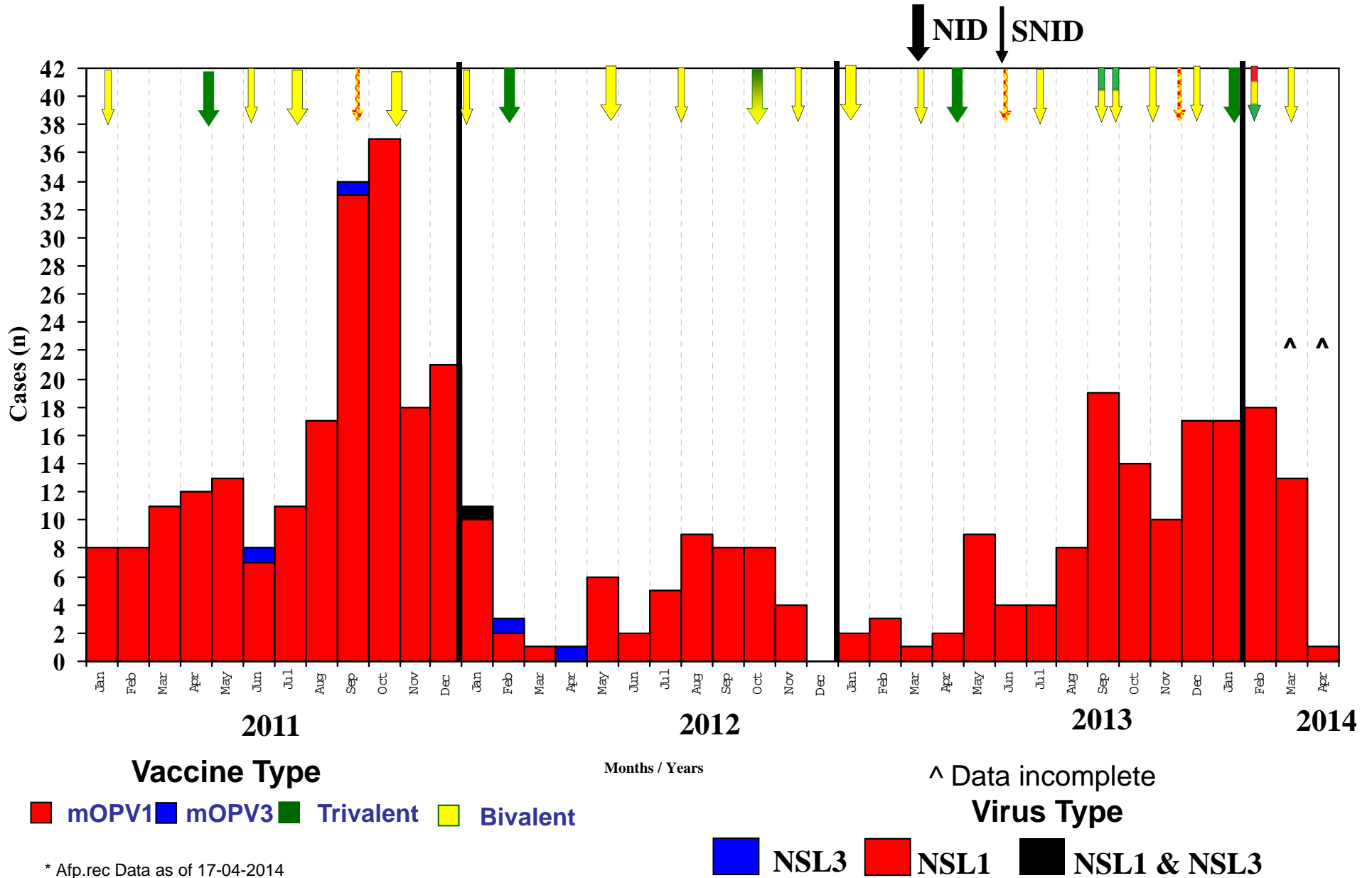
Graph 1: Distribution of AFP Cases by Month, Pakistan 2010-2014*



@ Non-polio AFP rate of 2/100,000 children < 15 years

* Afp.rec Data as of 17-04-2014

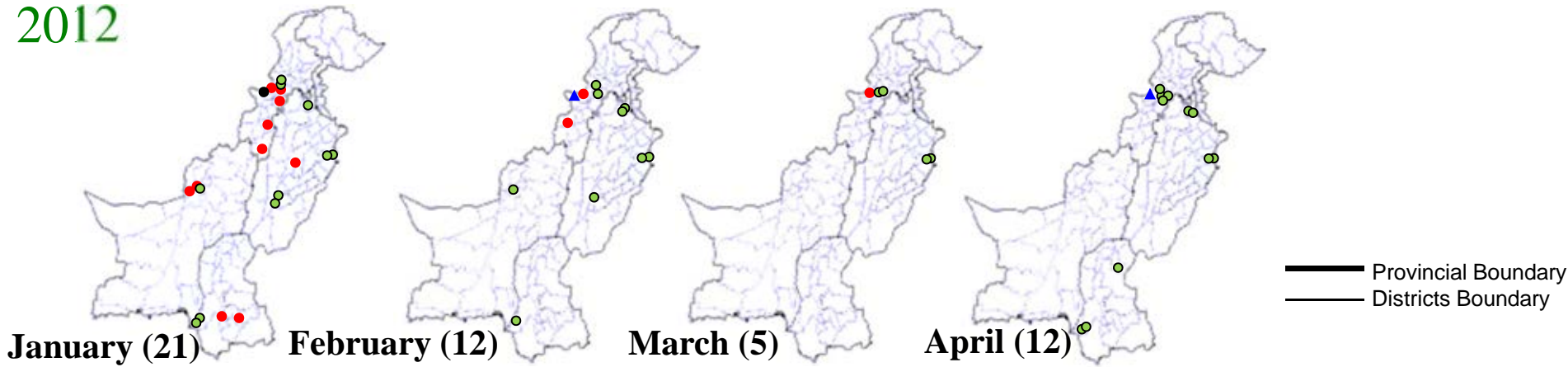
Confirmed Polio Cases By Poliovirus Type, 2011-2014*



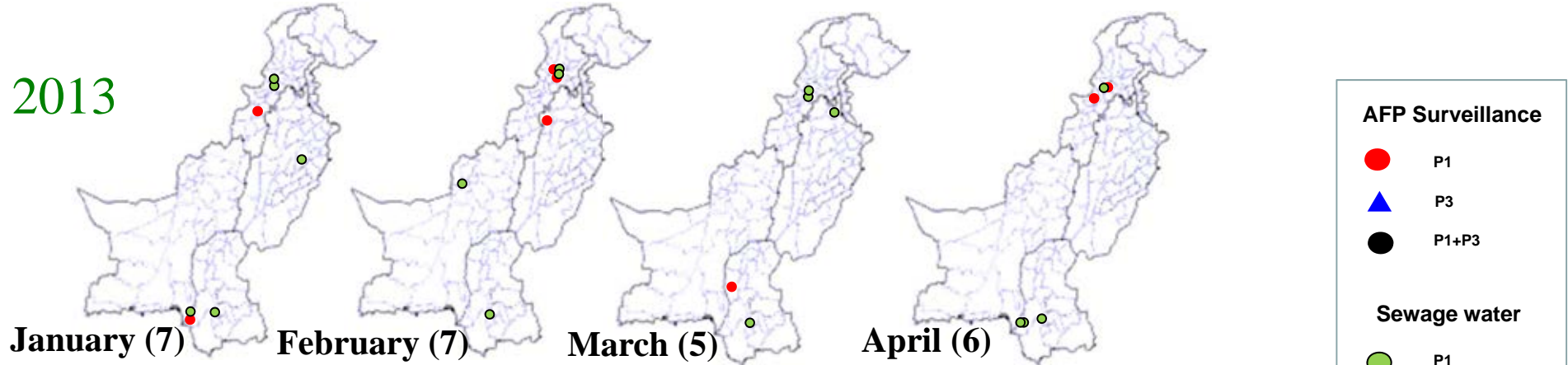
* Afp.rec Data as of 17-04-2014

Map 4: Monthly Comparison of P1 & P3 Polio Cases/Isolates 2012-2014*

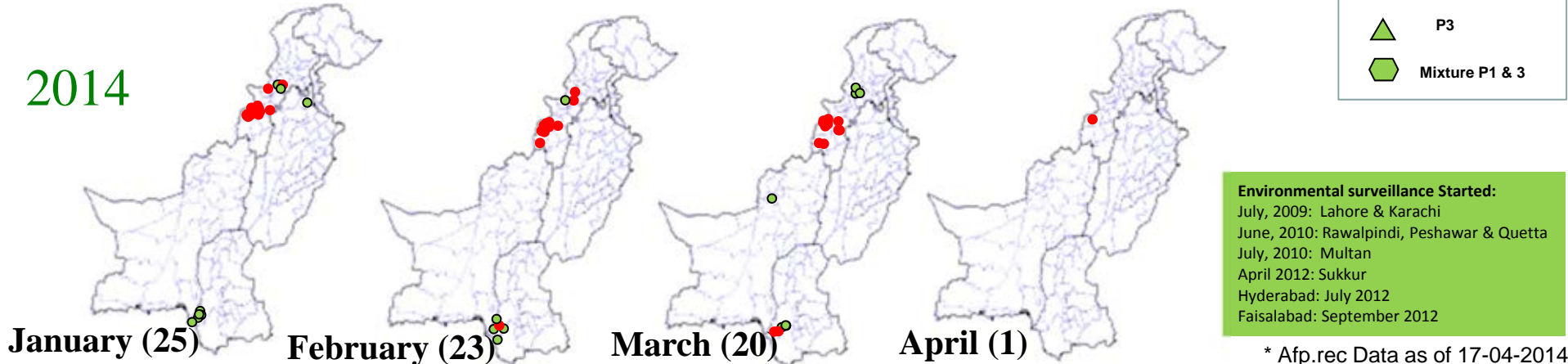
2012



2013



2014



AFP Surveillance

- P1
- ▲ P3
- P1+P3

Sewage water

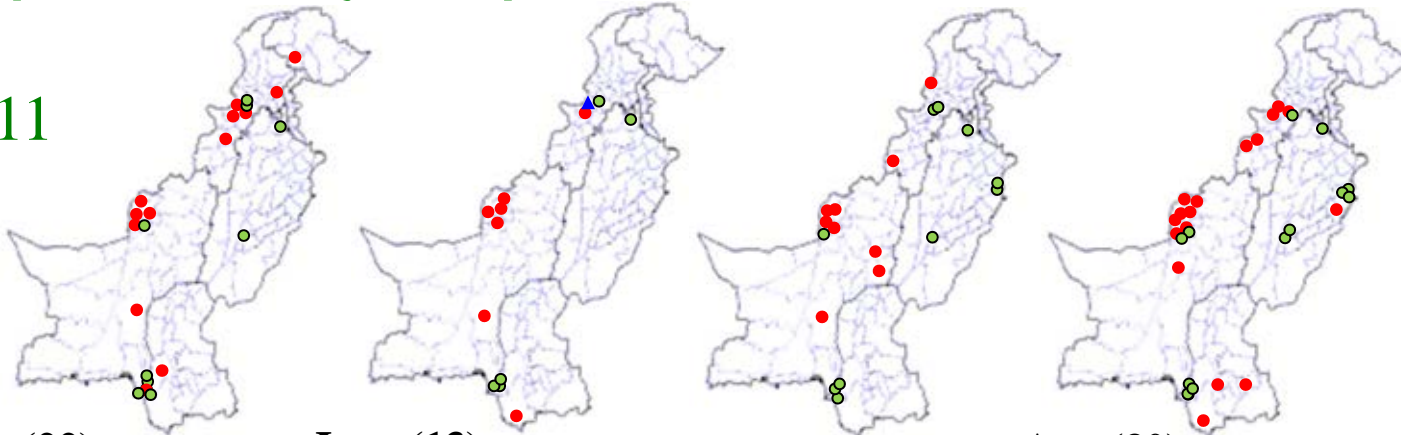
- P1
- ▲ P3
- ◈ Mixture P1 & 3

Environmental surveillance Started:
 July, 2009: Lahore & Karachi
 June, 2010: Rawalpindi, Peshawar & Quetta
 July, 2010: Multan
 April 2012: Sukkur
 Hyderabad: July 2012
 Faisalabad: September 2012

* Afp.rec Data as of 17-04-2014

Map 4.1: Monthly Comparison of P1 & P3 Polio Cases/Isolates 2011-2013*

2011



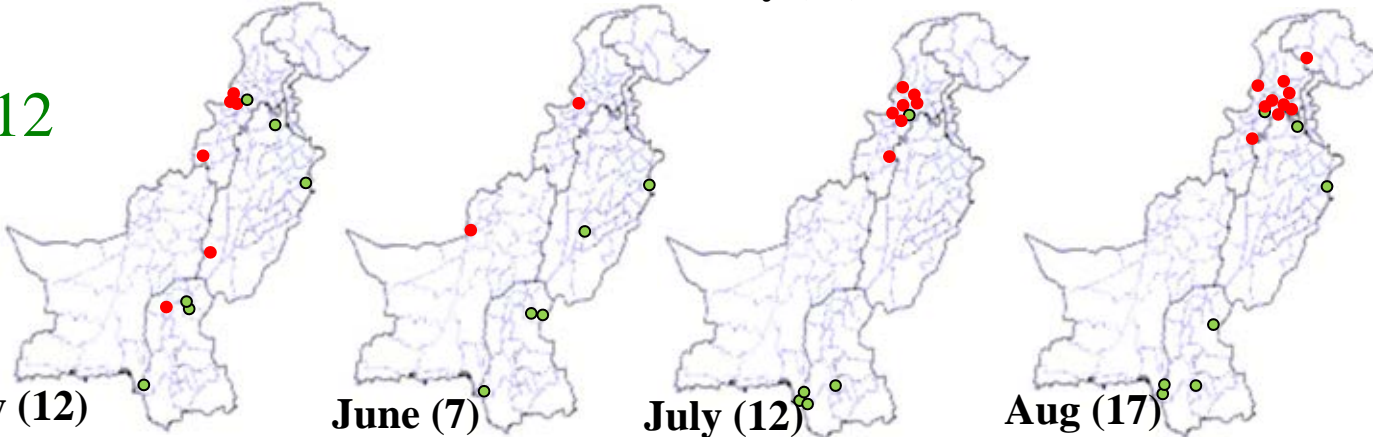
May (22)

June (13)

July (19)

Aug (30)

2012



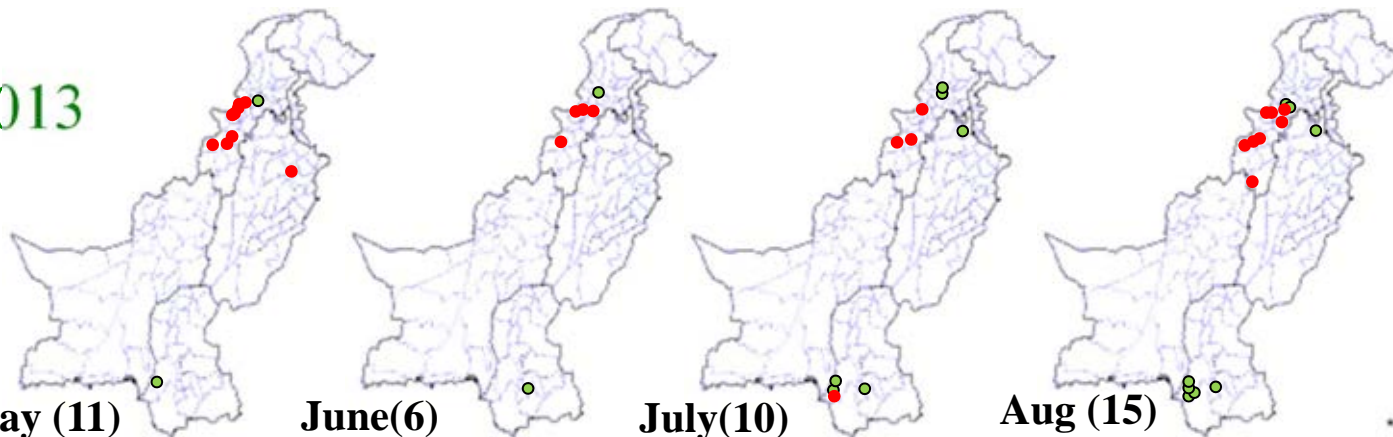
May (12)

June (7)

July (12)

Aug (17)

2013



May (11)

June(6)

July(10)

Aug (15)

AFP Surveillance

- P1
- ▲ P3
- Mixture P1 & 3

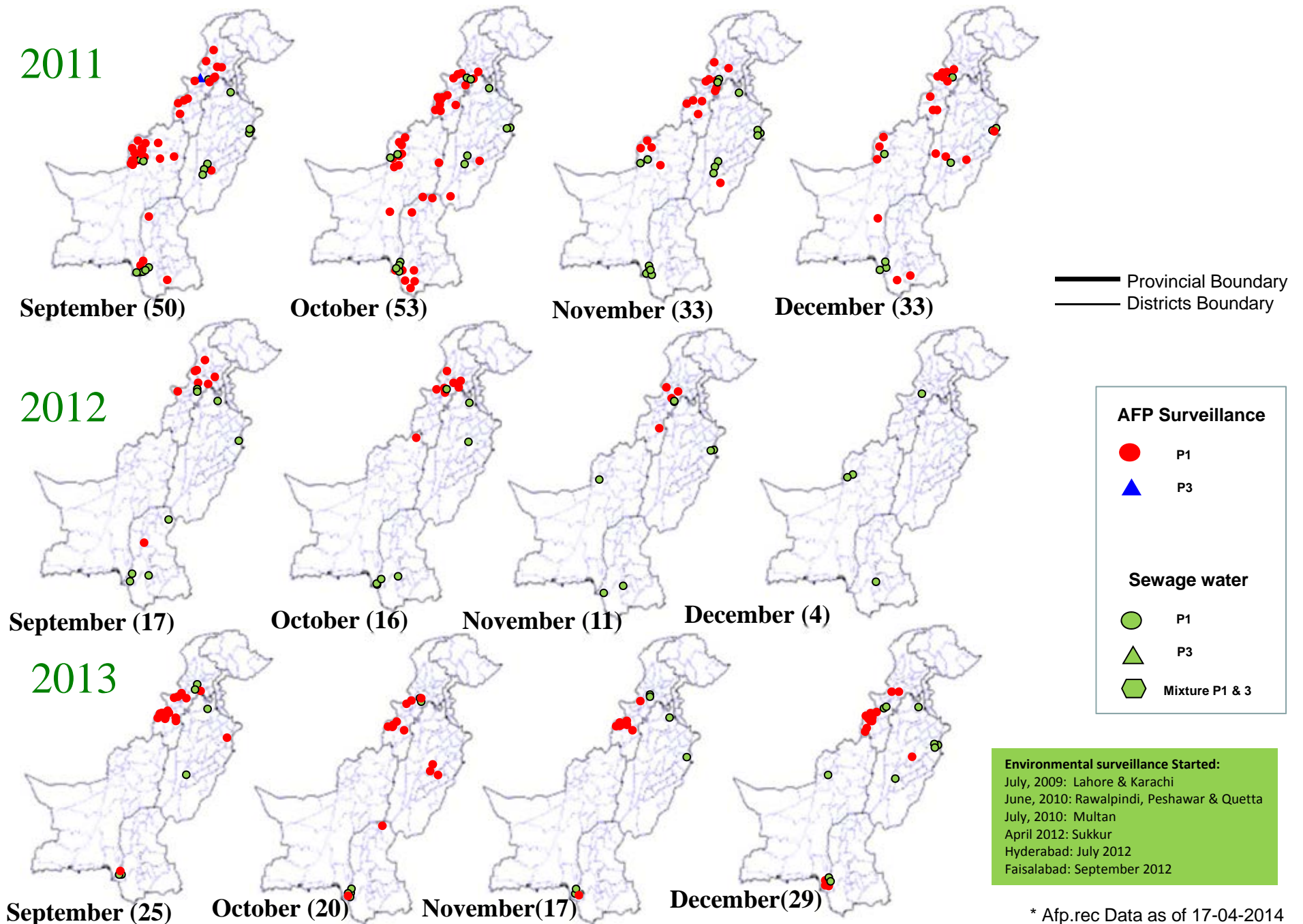
Sewage water

- P1
- ▲ P3
- ◈ Mixture P1 & 3

Environmental surveillance Started:
 July, 2009: Lahore & Karachi
 June, 2010: Rawalpindi, Peshawar & Quetta
 July, 2010: Multan
 April 2012: Sukkur
 Hyderabad: July 2012
 Faisalabad: September 2012

* Afp.rec Data as of 17-04-2014

Map 4.2: Monthly Comparison of P1 & P3 Polio Cases/Isolates 2011-2013*

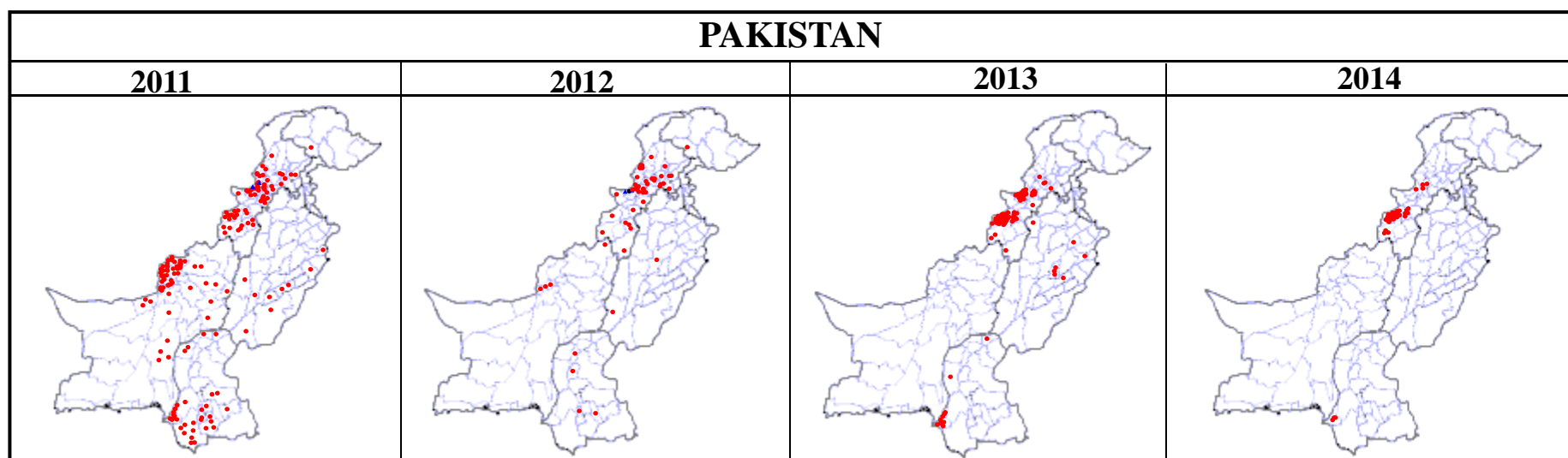


* Afp.rec Data as of 17-04-2014

Table 5: Polio Eradication Update, Pakistan 2011-2014*

Province/Region	Polio 1				Polio 3				Total Wild			
	2011	2012	2013	2014	2011	2012	2013	2014	2011	2012	2013	2014
PUNJAB	9	2	7	-	0	-	-	-	9	2	7	-
SINDH	33	4	10	3	0	-	-	-	33	4	10	3
KP	23	27	11	7	0	-	-	-	23	27	11	7
FATA^	57	17	65	39	2	2	-	-	59	20^	65	39
BALUCHISTAN	73	4	-	-	0	-	-	-	73	4	-	-
AJK	0	-	-	-	0	-	-	-	0	-	-	-
Gilgit-Baltistan	1	1	-	-	0	-	-	-	1	1	-	-
ISLAMABAD	0	-	-	-	0	-	-	-	0	-	-	-
PAKISTAN	196	55	93	49	2	2	-	-	198	58	93	49

^ FATA reported mixture of NSL1 & NSL3



* Afp.rec Data as of 17-04-2014

Table 6: Vaccination status of non polio AFP cases age 6-59 months 2011-2014*

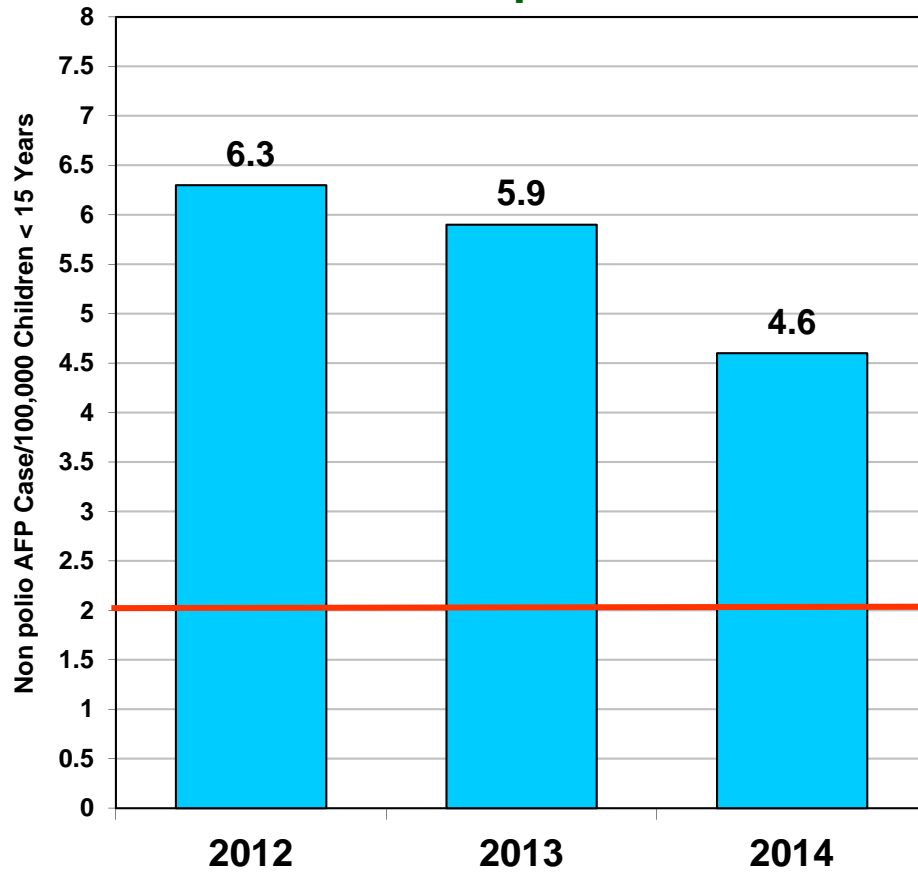
REGION	0 dose				1-2 doses				3 doses				4-6 doses				7+ doses			
	11	12	13	14	11	12	13	14	11	12	13	14	11	12	13	14	11	12	13	14
Central Punjab	0%	0%	0%	1%	1%	0%	0%	0%	2%	0%	1%	4%	6%	4%	7%	4%	92%	95%	91%	92%
North Punjab	0%	0%	0%	0%	1%	0%	0%	0%	1%	0%	0%	3%	5%	4%	4%	3%	93%	96%	96%	94%
South Punjab	0%	0%	0%	0%	0%	0%	0%	0%	1%	0%	0%	0%	5%	4%	5%	2%	93%	96%	94%	98%
PUNJAB	0%	0%	0%	0%	1%	0%	0%	0%	1%	0%	0%	2%	5%	4%	6%	3%	93%	96%	93%	95%
Karachi	4%	1%	1%	8%	1%	1%	5%	0%	0%	2%	0%	13%	6%	6%	6%	0%	88%	90%	88%	79%
North Sindh	0%	0%	0%	0%	1%	0%	0%	0%	0%	1%	0%	0%	5%	4%	5%	9%	94%	94%	95%	91%
South Sindh	1%	0%	0%	0%	1%	1%	0%	0%	0%	2%	1%	0%	6%	4%	7%	5%	93%	93%	91%	95%
SINDH	1%	0%	0%	1%	1%	1%	1%	0%	0%	1%	0%	2%	6%	4%	6%	6%	92%	93%	92%	90%
Central Khyber Pakhtunkhwa	1%	2%	2%	0%	1%	1%	1%	0%	0%	0%	1%	2%	3%	2%	2%	5%	95%	95%	95%	93%
North Khyber Pakhtunkhwa	1%	2%	1%	3%	2%	2%	1%	0%	1%	2%	1%	0%	7%	9%	7%	6%	90%	85%	91%	92%
South Khyber Pakhtunkhwa	2%	2%	1%	4%	4%	1%	0%	4%	4%	1%	1%	0%	7%	9%	4%	0%	83%	87%	95%	91%
Khyber Pakhtunkhwa	1%	2%	1%	2%	2%	1%	0%	1%	1%	1%	1%	1%	5%	6%	4%	4%	91%	89%	94%	92%
FATA	14%	18%	39%	71%	10%	6%	6%	6%	5%	3%	6%	0%	11%	12%	6%	0%	61%	62%	43%	24%
North Balochistan	4%	12%	9%	0%	12%	10%	11%	10%	23%	3%	3%	0%	12%	17%	28%	0%	50%	57%	49%	90%
Quetta Block	31%	14%	8%	0%	10%	10%	8%	17%	3%	0%	0%	0%	14%	14%	21%	0%	43%	62%	64%	83%
Rest of Balochistan	7%	9%	5%	0%	2%	6%	3%	0%	5%	5%	5%	15%	10%	10%	25%	8%	76%	70%	60%	77%
BALUCHISTAN	16%	8%	6%	0%	6%	8%	6%	3%	6%	3%	4%	7%	12%	17%	20%	3%	60%	64%	64%	87%
PAKISTAN	2%	1%	3%	5%	1%	1%	1%	1%	1%	1%	1%	2%	6%	5%	6%	4%	89%	92%	89%	88%

* Afp.rec Data as of 17-04-2014

Key Surveillance Indicators; 2012-2014*

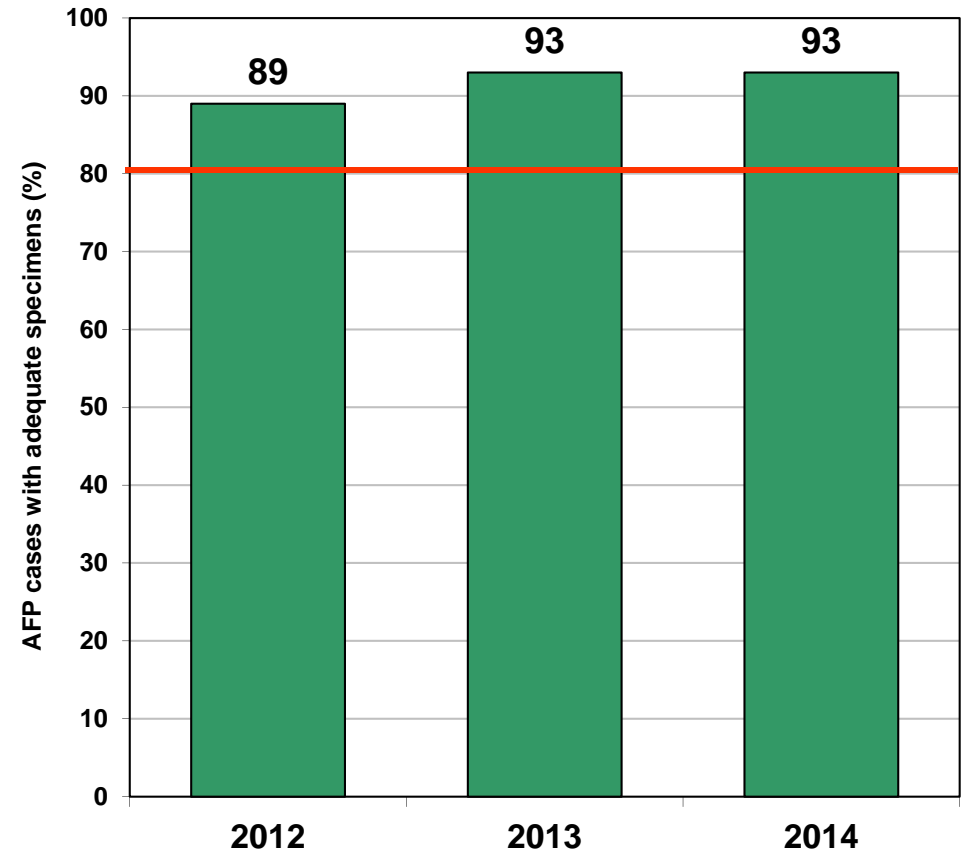
(Non polio AFP rate and % AFP cases with adequate specimens)

Graph 3



■ Non Polio AFP Rate

Graph 4



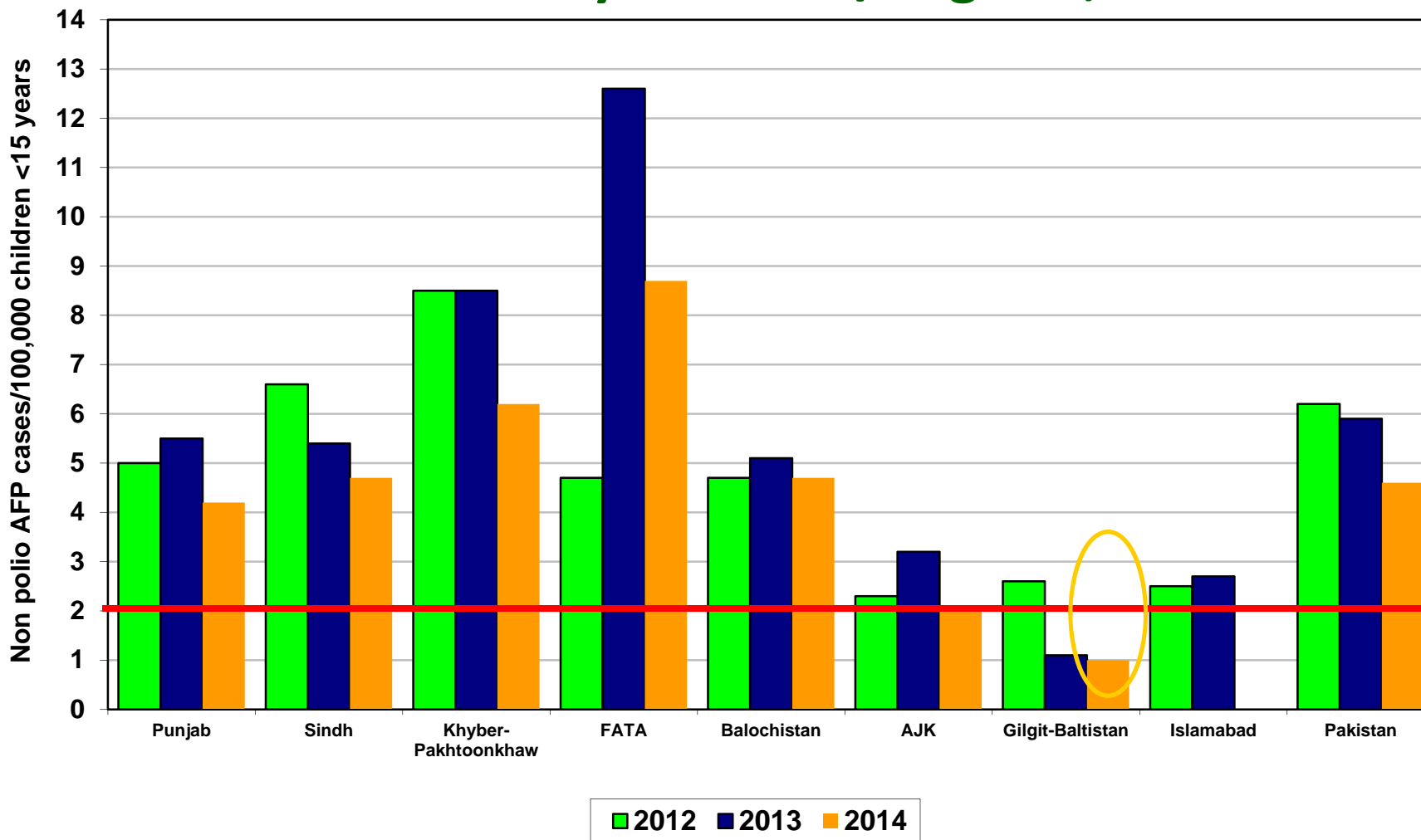
■ % AFP with Adequate Specimens

— Target

Non Polio AFP rate Up to Week No. 15 ended on 12th April, 2014

* Afp.rec Data as of 17-04-2014

Non Polio AFP Rate By Province/Regions, 2012-2014*

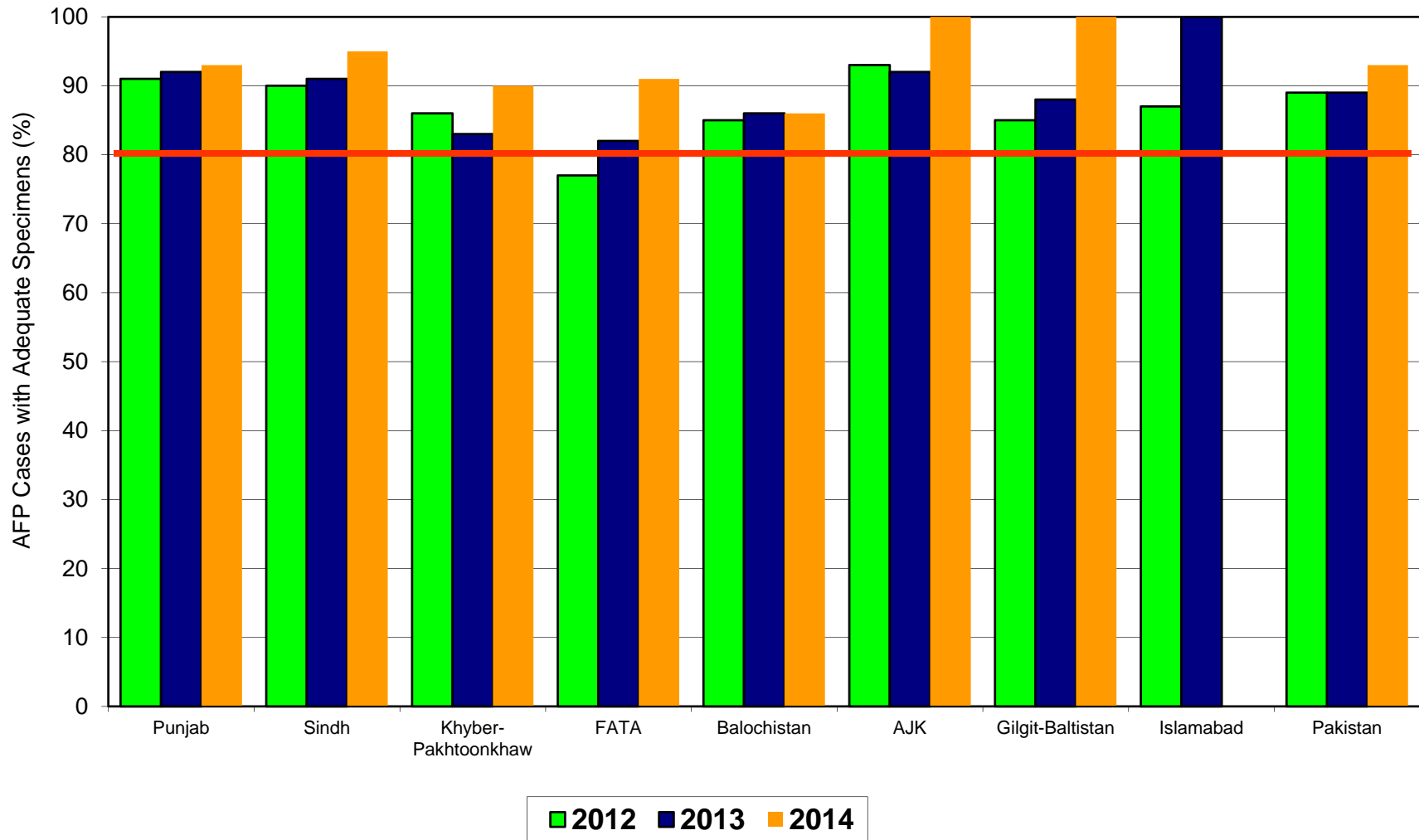


Non Polio AFP rate Up to Week No. 15 ended on 12th April, 2014

Target Non-Polio AFP Rate 2/ 100000 < 15 years of the age

* Afp.rec Data as of 17-04-2014

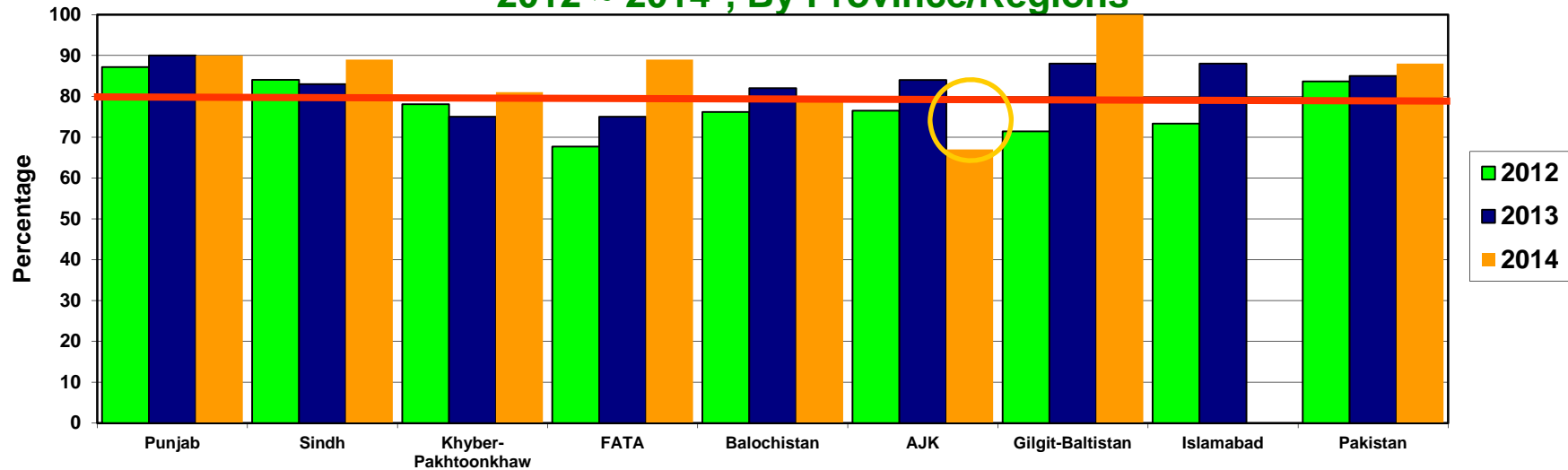
Percent AFP Cases with Adequate Specimens By Province/Regions, 2012-2014*



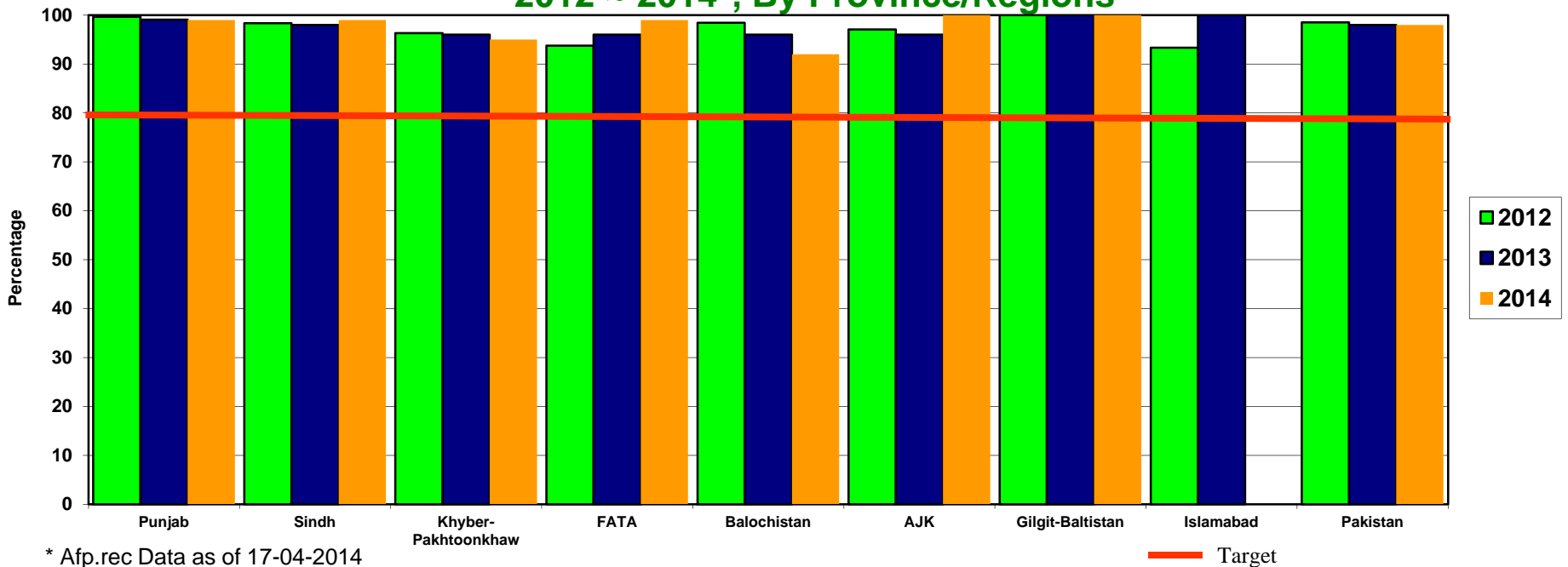
* Afp.rec Data as of 17-04-2014

 Target Adequate Sample cases = 80%

**Graph 5: Percent AFP Cases Notified within 07 days of paralysis onset
2012 ~ 2014*, By Province/Regions**



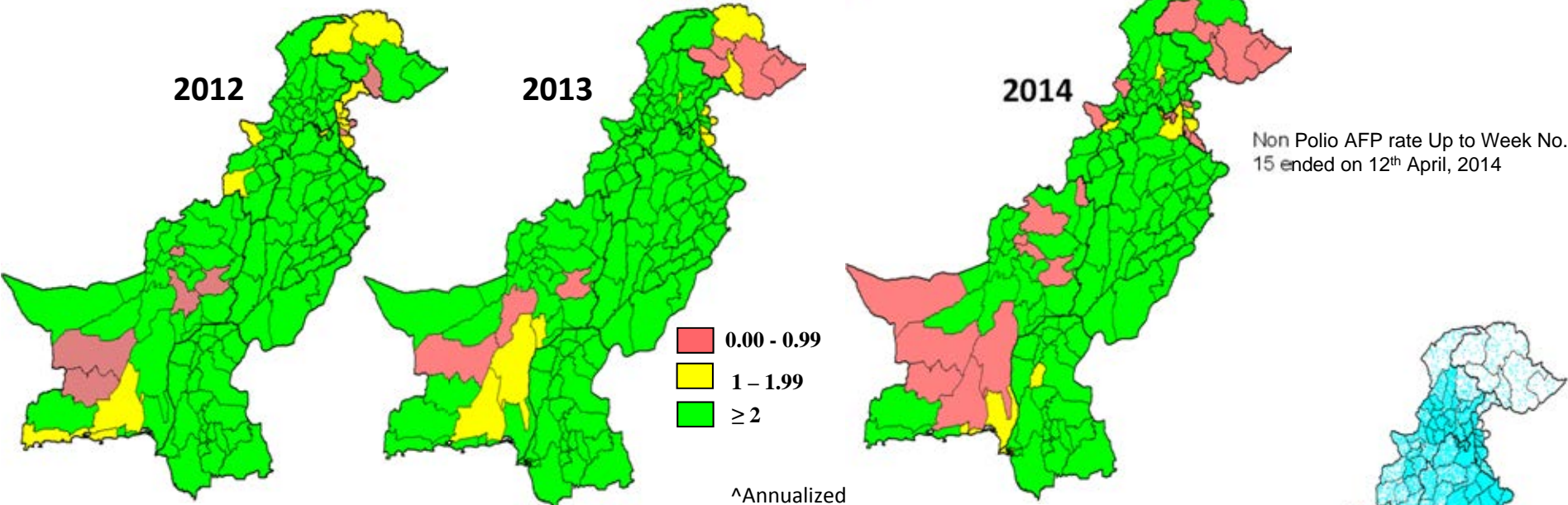
**Graph 6: Percent AFP Cases Investigated within 48 hours of notification
2012 ~ 2014*, By Province/Regions**



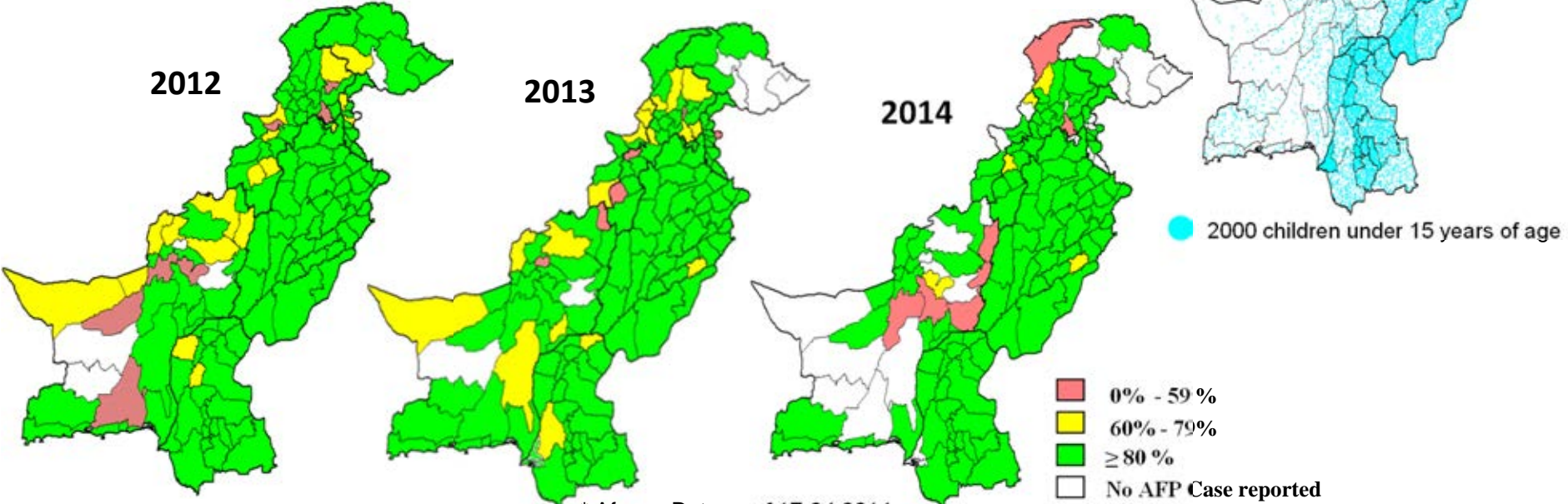
* Afp.rec Data as of 17-04-2014

— Target

Non-Polio^ AFP Rate by District



Percent AFP Cases with Adequate Specimens, by District



* Afp.rec Data as of 17-04-2014

Table 7: AFP CASES PENDING FOR CLASSIFICATION WITH DATE OF ONSET MORE THAN 90 DAYS* 2013 (1/1)

S. No	DISTRICT	TEHSIL	EPID	SEX	AGE	DONSET	DOSE€	DSTOOL1	DSTOOL2	LAB	FEVER	ASYM	PROG	FUP	PEND (DAYS)
1	KHIBALDIA	BALDIA	SD/61/13/005	F	36	6/18/2013	4	Died Before Stool Collection			N	N	Y	DIED	303
2	KHIBALDIA	BALDIA	SD/61/13/010	M	16	10/10/2013	7+	10/24/2013	10/26/2013	EV	Y	Y	Y	Y	189
3	KHIBINQASIM	BINQASIM	SD/62/13/012	M	96	9/19/2013	7+	11/17/2013	11/18/2013	NVI	Y	N	Y	Y	210
4	KHIGADAP	GADAP	SD/63/13/010	F	42	6/2/2013	7+	Died Before Stool Collection			Y	N	Y	DIED	319
5	KHIGADAP	GADAP	SD/63/13/021	F	10	8/23/2013	1	9/23/2013	9/24/2013	NVI	Y	Y	Y	Y	237
6	KHIGADAP	GADAP	SD/63/13/031	M	14	7/15/2013	7+	Died Before Stool Collection			Y	Y	Y	Y	276
7	KHIGADAP	GADAP	SD/63/13/034	F	48	11/18/2013	7+				Y	N	Y	Y	150
8	KHIJAMSHEED	JAMSHEED	SD/66/13/004	F	60	5/1/2013	7+				Y	N	Y	DIED	351
9	KHISADDAR	SADDAR	SD/77/13/004	F	38	4/5/2013	7+	5/10/2013	5/11/2013	NVI	N	N	Y	Y	377
10	NFEROZ	BHIRIA	SD/45/13/003	F	144	2/5/2013	7+	Died Before Stool Collection			Y	Y	Y	DIED	436
11	NFEROZ	MORO	SD/45/13/013	F	54	5/10/2013	7+	6/1/2013	6/2/2013	NVI	N	Y	Y	Y	342
12	SANGHAR	KHIPRO	SD/32/13/024	F	60	9/15/2013	7+	10/1/2013	10/2/2013	NVI	Y	Y	Y	Y	214
13	DIRLOWER	SAMAR BAGH	KP/23/13/033	F	96	7/25/2013	7+	9/5/2013	9/7/2013	NVI	Y	Y	Y	Y	266
14	DIRLOWER	TIMERGARA	KP/23/13/038	M	1	10/10/2013	1	11/15/2013	11/16/2013	NVI	Y	Y	Y	Y	189
15	HANGU	HANGU	KP/54/13/016	M	48	12/6/2013	7+	Died Before Stool Collection			Y	N	Y		132
16	HANGU	HANGU	KP/54/13/014	F	8	10/28/2013	7+	11/26/2013	11/28/2013	NVI	Y	N	Y		171
17	MANSEHRA	MANSEHRA	KP/14/13/005	M	168	3/17/2013	7+	Died Before Stool Collection			N	N	Y	DIED	396
18	MANSEHRA	OGHI	KP/14/13/038	M	26	11/8/2013	7+	11/28/2013	12/2/2013	NVI	Y	Y	N		160
19	PESHAWAR	PESHAWAR	KP/30/13/063	M	14	8/16/2013	7+	8/30/2013	9/1/2013	VACC	Y	N	Y	LOST	244
20	PESHAWAR	PESHAWAR	KP/30/13/076	F	24	8/28/2013	7+	10/2/2013	10/10/2013	NVI	Y	N	UK	Y	232
21	PESHAWAR	PESHAWAR	KP/30/13/097	F	9	10/2/2013	0	11/19/2013	11/20/2013	EV	Y	Y	Y	Y	197
22	PESHAWAR	PESHAWAR	KP/30/13/111	F	46	11/8/2013	7+	12/15/2013	12/16/2013	NVI	Y	Y	Y	Y	160
23	PESHAWAR	PESHAWAR	KP/30/13/122	M	12	12/1/2013	7+	1/15/2014	1/16/2014	EV	Y	Y	Y	Y	137
24	SWABI	SWABI	KP/41/13/035	M	36	9/15/2013	7+	Late Notified			Y	Y	Y		214
25	SWABI	LAHORE	KP/41/13/048	M	17	10/23/2013	7+	11/24/2013	11/25/2013	EV	N	Y	Y		176
26	SWABI	SWABI	KP/41/13/055	M	17	12/10/2013	7+	1/17/2014	1/20/2014	NVI	Y	Y	Y		128
27	SWAT	SWAT	KP/24/13/006	F	132	4/2/2013	7+	4/10/2013		NVI	N	N	Y	DIED	380
28	SWAT	SWAT	KP/24/13/025	M	96	11/1/2013	3	Died Before Stool Collection			Y	N	Y	DIED	167
29	BAGH	BAGH	AJ/50/13/012	F	34	12/22/2013	7+	1/14/2014	1/17/2014	NVI	Y	Y	Y	Y	116
30	GHIZER	PUNIAL	GB/41/13/001	M	66	9/2/2013	7+	9/6/2013		EV	N	Y	Y	DIED	227
31	KHYBER	LANDI KOTAL	FT/34/13/039	M	18	10/9/2013	7+	Late Notified			Y	N	Y		190
32	KHYBER	BARA	FT/34/13/043	F	36	10/17/2013	1	11/8/2013	11/9/2013	EV	Y	Y	Y		182
33	KHYBER	LANDI KOTAL	FT/34/13/050	M	65	11/22/2013	7+	12/16/2013	12/18/2013	NVI	N	N	Y		146
34	KHYBER	JAMRUD	FT/34/13/051	F	72	12/18/2013	7+	12/23/2013		NVI	N	N	Y		120
35	KHYBER	JAMRUD	FT/34/13/054	M	30	12/23/2013	7+	1/1/2014		NVI	N	N	Y		115
36	WAZIR-N	RAZMAK	FT/64/13/111	F	24	10/22/2013	3	11/24/2013	11/25/2013	NVI	Y	N	Y		177

€ Based on recall of parents

* Afp.rec Data as of 17-04-2014

60 days Follow-up not done

FUP = Residual Weakness at 60 days follow up.

Table 7.1: AFP CASES PENDING FOR CLASSIFICATION WITH DATE OF ONSET MORE THAN 90 DAYS* 2014 (1/1)

S. No	DISTRICT	TEHSIL	EPID	SEX	AGE	DONSET	DOSES€	DSTOOL1	DSTOOL2	LAB	FEVER	ASYM	PROG	FUP	PEND (DAYS)
1	FAISALABAD	JARANWALA	PB/51/14/024	F	132	1/5/2014	7+	Late Notified			Y	Y	Y	Y	102
2	KHIGADAP	GADAP	SD/63/14/004	M	10	1/5/2014	0	3/5/2014	3/6/2014	EV	Y	Y	Y	Y	102
3	KHIKORANGI	KORANGI	SD/68/14/001	M	23	1/5/2014	7+	Died Before Stool Collection			N	N	N	DIED	102
4	UMERKOT	SAMARO	SD/34/14/002	F	24	1/14/2014	7+				Y	N	Y	DIED	93
5	HARIPUR	HARIPUR	KP/12/14/001	M	18	1/6/2014	7+	2/19/2014	2/21/2014	NVI	Y	Y	Y	Y	101

€ Based on recall of parents
* Afp.rec Data as of 17-04-2014

60 days Follow-up not done

FUP = Residual Weakness at 60 days follow up.