



**World Health  
Organization**

# **Weekly AFP Surveillance Update Pakistan**

**Week 15** (*Ended on 12<sup>th</sup> April, 2014*)

***National Surveillance Cell  
Federal EPI***

World Health Organization Country Office,  
Chak Shahzad, Park Road,  
Islamabad, Pakistan

Tel: +92-51 9255123 / 9255282 /9255184

Fax: +92-51 9255274

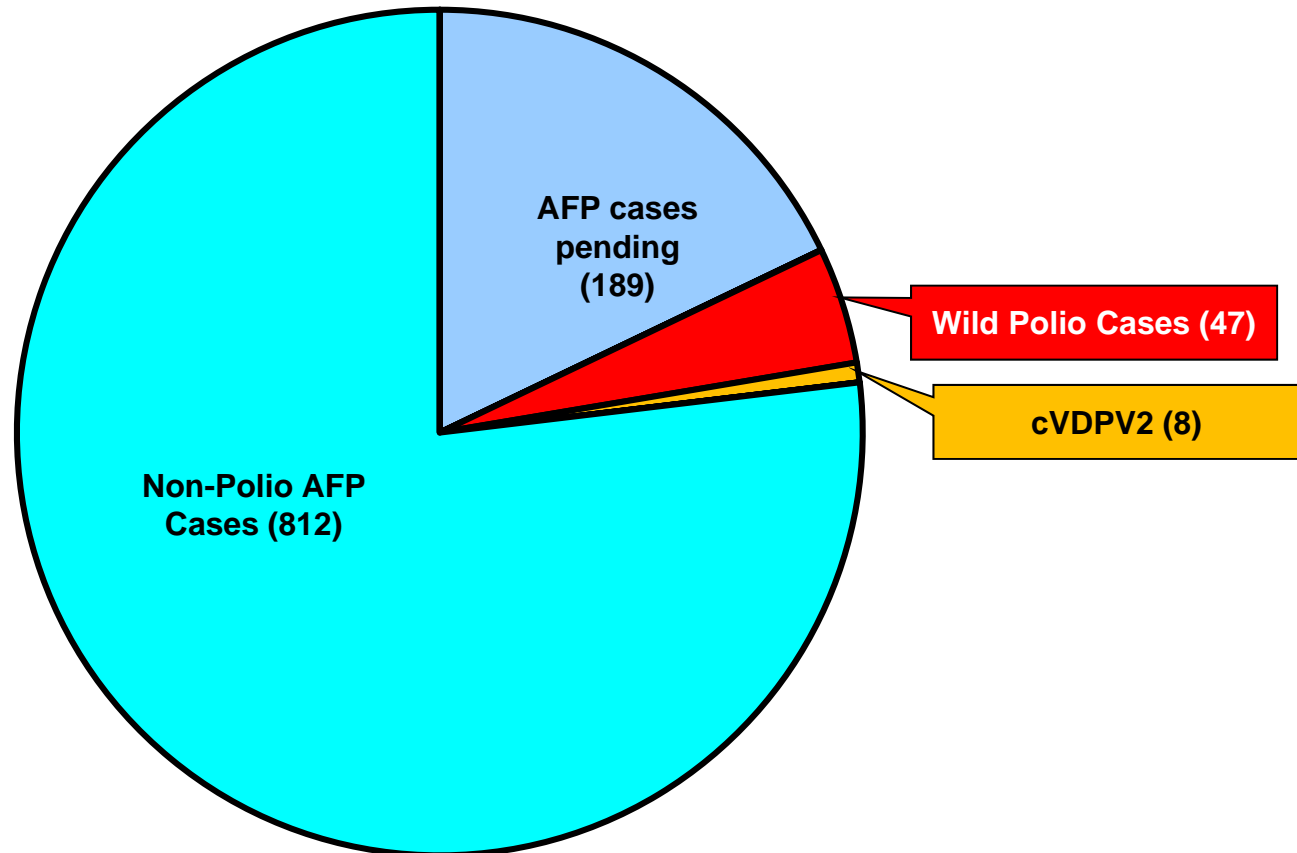
Email: [epidata@pak.emro.who.int](mailto:epidata@pak.emro.who.int)

Web site: [www.whopak.org](http://www.whopak.org)

AFP Surveillance



# AFP Case Profile, 2014\*



**Total AFP Cases Reported = 1056**

**^7 Inadequate cases pending classification by ERC;  
^49 Inadequate cases not due for FUP  
^133 Pending in the Lab**

\* Afp.rec Data as of 10-04-2014

## Point in Time Comparison of polio cases by province/region 2013 & 2014\*

Region/ Province	No. of polio cases		No. of infected districts/towns		Last polio case
	2013	2014	2013	2014	
<b>Khyber Pakhtunkhwa</b>	3	7	3	2	16-Mar -14
<b>FATA / FR Areas</b>	0	38	0	4	22-Mar -14
<b>Sindh</b>	2	2	2	2	30-Mar-14
<b>Balochistan</b>	0	0	0	0	02-Oct-12
<b>Punjab</b>	1	0	1	0	12-Dec-13
<b>Pakistan</b>	<b>6</b>	<b>47</b>	<b>6</b>	<b>8</b>	<b>30-Mar-14</b>

Four additional districts/town declared infected based on environmental samples in 2014

\* Afp.rec Data as of 10-04-2014

**Table 1: List of Confirmed Polio Cases, Pakistan 2014\* (1/3)**

S.NO.	PROVINCE/ REGION	DISTRICT	TEHSIL	EPID NO.	SEX	AGE (m)	DATE ONSET OF PARALYSIS	NO. OPV DOSES (based on parents recall)		FEVER	Asymmetric Paralysis	Rapid Progression	REFUSAL	WPV TYPE	GENETICS
								Route	SA's						Cluster
1	FATA	WAZIR-N\$	MIR ALI	FT/64/14/006	F	19	03-Jan-14	0	0	Y	Y	Y	N	NSL1	R4B
2	FATA	WAZIR-N\$	MIR ALI	FT/64/14/003	M	14	03-Jan-14	0	0	Y	Y	Y	N	NSL1	R4B
3	FATA	WAZIR-N\$	MIR ALI	FT/64/14/007	F	8	04-Jan-14	0	0	Y	Y	Y	N	NSL1	R4B
4	FATA	WAZIR-N\$	MIRAN SHAH	FT/64/14/004	F	13	04-Jan-14	0	0	Y	Y	Y	N	NSL1	R4B
5	FATA	WAZIR-N\$	MIRAN SHAH	FT/64/14/005	F	17	05-Jan-14	0	0	Y	Y	Y	N	NSL1	R4B
6	FATA	WAZIR-N\$	MIRAN SHAH	FT/64/14/011	F	12	10-Jan-14	0	0	Y	Y	Y	N	NSL1	R4B
7	FATA	WAZIR-N\$	MIR ALI	FT/64/14/018	M	12	11-Jan-14	0	0	Y	Y	Y	N	NSL1	R4B
8	FATA	KHYBER\$	BARA	FT/34/14/003	F	13	12-Jan-14	0	0	Y	Y	Y	N	NSL1	R4B
9	FATA	WAZIR-N\$	MIR ALI	FT/64/14/012	M	23	16-Jan-14	0	0	Y	Y	Y	N	NSL1	R4B
10	FATA	WAZIR-N\$	MIRAN SHAH	FT/64/14/016	M	10	17-Jan-14	0	0	Y	Y	Y	N	NSL1	R4B
11	FATA	WAZIR-N\$	MIRAN SHAH	FT/64/14/017	M	17	22-Jan-14	0	0	Y	Y	Y	N	NSL1	R4B
12	FATA	WAZIR-N\$	MIRAN SHAH	FT/64/14/019	F	18	24-Jan-14	0	0	Y	Y	Y	N	NSL1	R4B
13	FATA	WAZIR-N\$	MIRAN SHAH	FT/64/14/021	M	16	25-Jan-14	0	0	Y	Y	Y	N	NSL1	R4B
14	KPAKHTUNKHWA	BANNU	BANNU	KP/61/14/001	M	39	26-Jan-14	0	10^	Y	N	Y	Y	NSL1	R4B
15	FATA	WAZIR-N\$	MIR ALI	FT/64/14/024	M	18	28-Jan-14	0	0	Y	Y	Y	N	NSL1	R4B
16	FATA	WAZIR-N\$	MIRAN SHAH	FT/64/14/022	F	11	29-Jan-14	0	0	Y	Y	Y	N	NSL1	R4B
17	KPAKHTUNKHWA	PESHAWAR	PESHAWAR	KP/30/14/008	M	6	31-Jan-14	3	3	Y	Y	Y	Y	NSL1	R4B
18	FATA	WAZIR-N\$	MIRAN SHAH	FT/64/14/028	M	18	05-Feb-14	0	0	Y	Y	Y	N	NSL1	R4B
19	FATA	WAZIR-N\$	MIRAN SHAH	FT/64/14/032	M	18	08-Feb-14	0	0	Y	Y	Y	N	NSL1	R4B
20	FATA	WAZIR-N\$	MIRAN SHAH	FT/64/14/027	M	12	08-Feb-14	0	0	Y	Y	Y	N	NSL1	R4B
21	FATA	WAZIR-N\$	MIRAN SHAH	FT/64/14/034	F	18	09-Feb-14	3	3	Y	Y	Y	N	NSL1	R4B
22	KPAKHTUNKHWA	PESHAWAR	PESHAWAR	KP/30/14/012	M	18	10-Feb-14	3	3	Y	Y	Y	N	NSL1	R4B

\$ Security compromised area

^Under investigation

\* Afp.rec Data as of 10-04-2014

**Table 1: List of Confirmed Polio Cases, Pakistan 2014\* (2/3)**

S.NO.	PROVINCE/ REGION	DISTRICT	TEHSIL	EPID NO.	SEX	AGE (m)	DATE ONSET OF PARALYSIS	NO. OPV DOSES (based on parents recall)		FEVER	Asymmetric Paralysis	Rapid Progression	REFUSAL	W/PV TYPE	GENETICS
								Routi ne	SIA's						Cluster
23	FATA	WAZIR-N	MIRAN SHAH	FT/64/14/041	F	18	10-Feb-14	0	0	Y	N	Y	N	NSL1	R4B
24	SINDH	KARACHI	BALDIA	SD/61/14/002	F	24	10-Feb-14	0	0	Y	Y	Y	N	NSL1	R4B
25	FATA	WAZIR-S	BIRMAL	FT/65/14/001	F	6	12-Feb-14	0	0	Y	Y	Y	N	NSL1	R4B
26	FATA	WAZIR-N	MIRAN SHAH	FT/64/14/035	M	5	12-Feb-14	0	0	Y	Y	Y	N	NSL1	R4B
27	FATA	WAZIR-N	MIRAN SHAH	FT/64/14/038	M	44	15-Feb-14	0	0	Y	Y	Y	N	NSL1	R4B
28	FATA	FR BANNU	FR BANNU	FT/69/14/009	F	18	15-Feb-14	0	0	Y	Y	Y	N	NSL1	R4B
29	FATA	WAZIR-N	MIRAN SHAH	FT/64/14/037	M	10	16-Feb-14	0	0	Y	Y	Y	N	NSL1	R4B
30	FATA	WAZIR-N\$	MIR ALI	FT/64/14/042	M	17	21-Feb-14	0	0	Y	Y	N	N	NSL1	R4B
31	FATA	WAZIR-N\$	MIR ALI	FT/64/14/047	F	7	21-Feb-14	0	0	Y	Y	Y	N	NSL1	R4B
32	FATA	WAZIR-N\$	MIRAN SHAH	FT/64/14/040	M	11	22-Feb-14	0	0	Y	Y	Y	N	NSL1	R4B
33	KPAKHTUNKHWA	PESHAWAR	PESHAWAR	KP/30/14/016	M	22	24-Feb-14	0	0	Y	N	Y	N	NSL1	R4B
34	FATA	WAZIR-N\$	MIR ALI	FT/64/14/043	M	16	25-Feb-14	0	0	Y	Y	Y	N	NSL1	R4B
35	FATA	WAZIR-N\$	MIRAN SHAH	FT/64/14/046	M	84	26-Feb-14	0	0	Y	Y	Y	N	NSL1	R4B
36	FATA	WAZIR-N\$	MIRAN SHAH	FT/64/14/050	M	13	04-Mar-14	0	0	Y	Y	Y	N	NSL1	R4B
37	KPAKHTUNKHWA	BANNU	BANNU	KP/61/14/006	F	16	07-Mar-14	0	0	Y	Y	Y	Y	NSL1	R4B
38	FATA	WAZIR-N\$	MIRAN SHAH	FT/64/14/051	M	14	07-Mar-14	0	0	Y	Y	Y	N	NSL1	R4B
39	FATA	WAZIR-N\$	MIR ALI	FT/64/14/049	M	5	08-Mar-14	0	0	Y	N	Y	N	NSL1	R4B
40	KPAKHTUNKHWA	BANNU	BANNU	KP/61/14/007	F	10	02-Mar-14	0	0	Y	Y	Y	Y	NSL1	
41	FATA	WAZIR-N\$	MIRAN SHAH	FT/64/14/057	F	34	20-Mar-14	0	0	Y	N	Y	N	NSL1	
42	FATA	WAZIR-N\$	MIRAN SHAH	FT/64/14/056	M	12	14-Mar-14	0	0	Y	Y	Y	N	NSL1	
43	FATA	WAZIR-N\$	MIRAN SHAH	FT/64/14/059	M	11	19-Mar-14	0	0	Y	Y	Y	N	NSL1	
44	FATA	WAZIR-S	BIRMAL	FT/65/14/005	F	9	22-Mar-14	0	0	Y	Y	Y	N	NSL1	

\$ Security compromised area

**New Case**

^Under investigation

\* Afp.rec Data as of 10-04-2014

**Table 1: List of Confirmed Polio Cases, Pakistan 2014\* (3/3)**

S.NO.	PROVINCE/ REGION	DISTRICT	TEHSIL	EPID NO.	SEX	AGE (m)	DATE ONSET OF PARALYSIS	NO. OPV DOSES (based on parents recall)		FEVER	Asymmetric Paralysis	Rapid Progression	REFUSAL	WPV TYPE	GENETICS
								Routi ne	SIA's						Cluster
45	SINDH	KARACHI	ORANGI	SD/75/14/005	F	22	30-Mar-14	0	0	Y	Y	Y	N	NSL1	
46	KPAKHTUNKHWA	BANNU	BANNU	KP/61/14/009	F	10	16-Mar-14	0	0	Y	N	Y	Y	NSL1	
47	FATA	WAZIR-S	BIRMAL	FT/65/14/002	F	6	14-Mar-14	0	0	Y	N	Y	N	NSL1	

\$ Security compromised area

**New Case**

^Under investigation

\* Afp.rec Data as of 10-04-2014

**Table 2: LAB Update 2014\***

Month of Onset	AFP Cases	No virus isolated	Cases Under Process		Isolated Viruses from stools						
			Culture	ITD	Vaccine viruses		NPEV		Wild	Results within 14 days	
	n	n	n	n	n	%	n	%	n	n	%
<b>January</b>	<b>384</b>	<b>269</b>	<b>0</b>	<b>0</b>	<b>25</b>	<b>7</b>	<b>68</b>	<b>18%</b>	<b>17</b>	<b>379</b>	<b>99%</b>
<b>February</b>	<b>369</b>	<b>270</b>	<b>2</b>	<b>0</b>	<b>34</b>	<b>9</b>	<b>42</b>	<b>11%</b>	<b>18</b>	<b>364</b>	<b>99%</b>
<b>March</b>	<b>324</b>	<b>214</b>	<b>44</b>	<b>4</b>	<b>35</b>	<b>11</b>	<b>55</b>	<b>17%</b>	<b>12</b>	<b>316</b>	<b>98%</b>
<b>April</b>	<b>38</b>	<b>0</b>	<b>35</b>	<b>2</b>	<b>0</b>	<b>0</b>	<b>1</b>	<b>3%</b>	<b>0</b>	<b>1</b>	<b>3%</b>
<b>Pakistan</b>	<b>1115</b>	<b>753</b>	<b>81</b>	<b>6</b>	<b>94</b>	<b>8</b>	<b>166</b>	<b>15%</b>	<b>47</b>	<b>1060</b>	<b>95%</b>

\* Data as of 07-04-2014

## Table 3: Urgent / ITD Pending Cases (1/2)

Basic information										OPV doses				Urgent		Prov	Lab update			Remarks
S. #	District	Tehsil	Union council	Epid number	Date of Onset	Age (VI)	Sex	Date of 1st stool	Stool Adeq	Ri	S1As	Last 6 S1As	Last dose	By Field	By NSC	Diagnosis	Lab No.	Days Incub	Culture update	
<b>Isolates pending for ITSD</b>																				
1	FR BANNU	#		FT/69/14/013-C2		11	F	02-Apr-14		-	-			N	-	-	1406	6	L20B+	
2	FR BANNU *	#		FT/69/14/014	01-Apr-14	18	F	05-Apr-14		#	#			N		*	1443	5	L20B+	
3	WAZIR-N	RAZMAK	GARYUM	FT/64/14/062	27-Mar-14	18	M	02-Apr-14	Y	0	0	0		Y	Y	POLIO MYELITIS	1427	3	L20B+	
4	WAZIR-N *	SHEWA	#	PB/64/14/064	02-Apr-14	18	F	05-Apr-14	#	0	0	0		Y	#	POLIO MYELITIS	1434	5	L20B+	
5	HARIPUR	#		KP/12/14/005-C2		28	F	04-Apr-14		-	-		27-Mar-14	N	-	-	1412	4	L20B+	
6	PESHAWAR	PESHAWAR	SHIEKHABAD	KP/30/14/027	12-Mar-14	18	F	01-Apr-14		#	7+	6	09-Mar-14	N		*	1360	8	L20B+	
7	SWAT	MATTA	TOTANO	KP/24/14/005	28-Mar-14	24	M	30-Mar-14	Y	3	7+	6	26-Mar-14	N		UNNOTICED TRAUMA	1395	7	L20B+	
8	KASUR	PATTOKI	URBAN-2	PB/32/14/016	20-Mar-14	35	M	28-Mar-14	Y	3	7+	6	26-Feb-14	N		GBS	1315	6	SL1,2	Waiting rRT-PCR for VDPV
9	PAKPATTEN	PAKPATTEN	11	PB/66/14/007-C1		36	F	28-Mar-14		-	-		25-Mar-14	N	-	-	1350	7	L20B+	
10	KHIGADAP	GADAP	5	SD/63/14/006	26-Mar-14	11	F	01-Apr-14	Y	0	0	0		Y	Y	TRAUMATIC NEURITIS	1415	4	L20B+	REFUSAL
<b>Reported urgent (by field / NSC criteria)</b>																				
11	WAZIR-N *	MIRAN SHAH	MAMEET KHEL	FT/64/14/063	25-Mar-14	17	M	02-Apr-14	Y	0	0	0		Y	Y	POLIO MYELITIS	1428	6	UP	
12	WAZIR-N *	#	#	FT/64/14/066	04-Apr-14	18	F	08-Apr-14	#	#	#			Y	#	-	1498	4	UP	
13	WAZIR-S	BIRMAL	AZAM WARSAK	FT/65/14/004	22-Mar-14	24	M	28-Mar-14	Y	0	0	0		Y	Y	HEMIPLEGIA/ENCEPHALOPATHY	1337	12	UP	
14	KOHISTAN *	PALAS	GADAR MADA KHEL	KP/13/14/004	19-Mar-14	38	M	30-Mar-14	Y	0	0	0		Y	Y	INTRACRANIAL INFECTION/FITS	1367	11	UP	SERVICE DELIVER ISSUES
15	DGKHAN *	DGKHAN	WADOOR	PB/81/14/030	18-Mar-14	6	M	28-Mar-14	Y	1	3	3	25-Feb-14	N	Y	TRAUMATIC NEURITIS	1344	12	UP	
16	LAHORE *	GULBERG TOWN	129	PB/31/14/037	20-Feb-14	5	F	07-Apr-14	N	1	4	3	11-Feb-14	N	Y	TRAUMATIC NEURITIS	1467	5	UP	
17	PAKPATTEN	PAKPATTAN	11	PB/66/14/007	05-Feb-14	30	M	25-Mar-14	N	1	7+		21-Jan-14	N		TRAUMATIC NEURITIS	1247		UP	

\* New addition    † New results    # Data not available    ✖ NSC Criteria = Fever, Rapid Progress, Age < 48 months and OPV Doses < 7    UP = Under process  
Urgent (Field/NSC) / Inadequate specimens / Age 12-35 months / Zero OPV dose    □ Pending for genomic sequencing



## Table 3: Urgent / ITD Pending Cases (2/2)

S. #	Basic information									OPV doses				Urgent		Prov Diagnosis	Lab update			Remarks
	District	Tehsil	Union council	Epid number	Date of Onset	Age (M)	Sex	Date of 1st stool	Stool Adeq	Ri	SIAs	Last 6 SIAs	Last dose	By Field	By NSCF		Lab No.	Days Inoc	Culture update	
18	KHIGADAP *	GADAP	4	SD/63/14/007	02-Apr-14	11	M	02-Apr-14	Y	0	0	0		Y	Y	TRMAUMATIC NEURITIS	1422	8	UP	SERVICE DELIVER ISSUES
19	KHIGADAP *	GADAP	4	SD/63/14/008	02-Apr-14	7	M	06-Apr-14	Y	0	1	1	14-Jan-14	Y	Y	GBS	1481	4	UP	SERVICE DELIVER ISSUES
20	KHIGIQBAL *	GIQBAL	10	SD/65/14/006	01-Mar-14	17	M	07-Apr-14	#	0	7+	#	25-Feb-14	Y	#	GBS	1469	5	UP	
21	KHILANDHI *	LANDHI	9	SD/69/14/002	27-Mar-14	25	M	29-Mar-14	Y	3	7+	6	05-Mar-14	Y	N	APP	1346	12	UP	

\* New addition    § New results    #Data not available    † NSC Criteria = Fever , Rapid Progress, Age < 48 months and OPV Doses <7    UP = Under process  
Urgent (Field/NSC) / Inadequate specimens / Age 12-35 months / Zero OPV dose    UPending for genomic sequencing



## Comparison environmental sampling results 2013-14\*

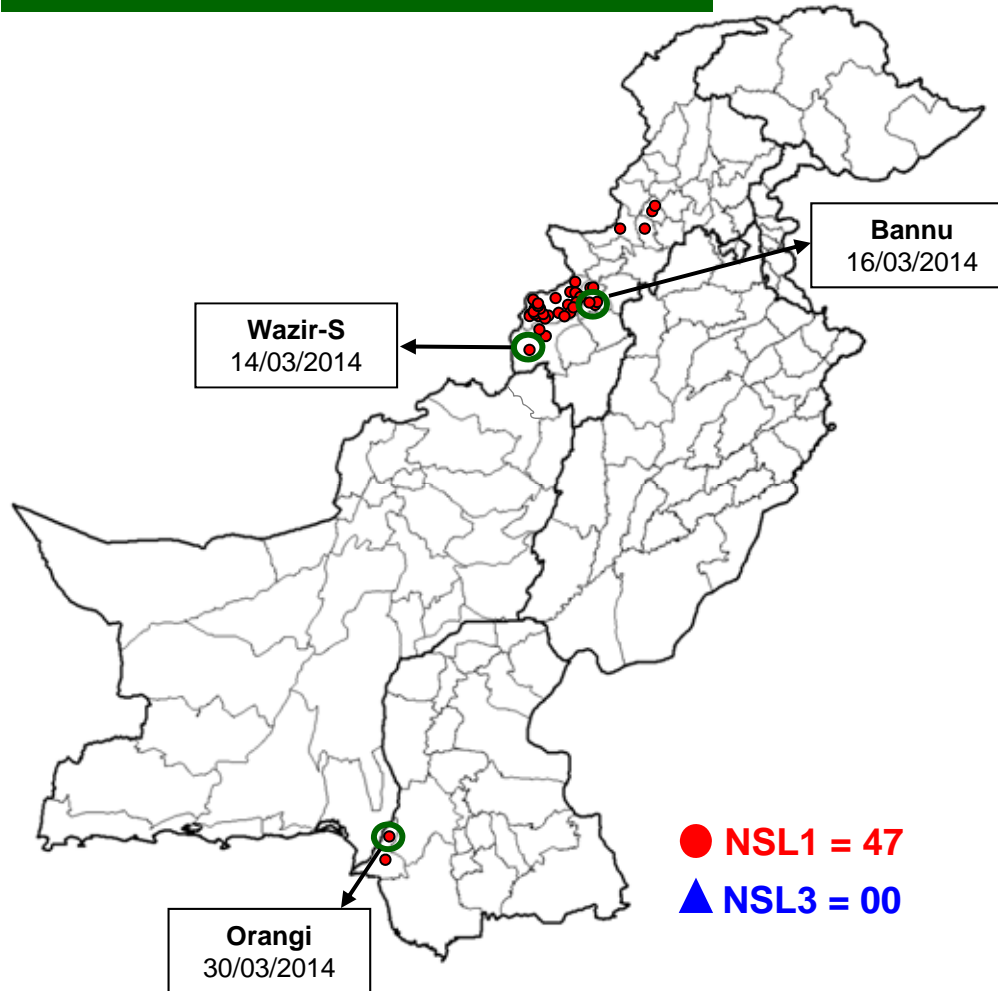
DISTRICT	2013			2014			Last
	TOTAL	WILD		TOTAL	WILD		
	n	n	%	n	n	%	
LAHORE	15	0	0%	15	0	0%	12-Dec-13
MULTAN	9	0	0%	9	0	0%	09-Dec-13
RAWALPINDI	3	1	33%	2	1	50%	28-Jan-14
FAISALABAD	9	1	11%	9	0	0%	03-Jan-13
KHIGIQBAL	6	0	0%	6	4	67%	06-Mar-14
KHIGADAP	7	1	14%	9	4	33%	21-Feb-14
KHIBALDIA	6	0	0%	6	3	33%	27-Jan-14
SUKKUR	6	0	0%	6	0	0%	05-Sep-12
HYDERABAD	3	3	100%	3	0	0%	12-Aug-13
PESHAWAR	6	6	100%	8	5	38%	12-Mar-14
QUETTA	8	1	13%	8	1	50%	20-Dec-13
<b>PAKISTAN</b>	<b>78</b>	<b>13</b>	<b>17%</b>	<b>81</b>	<b>18</b>	<b>16%</b>	<b>20-Mar-14</b>

\* Data as of 10-04-2014

Data source Polio RRL

# Map1: Distribution of Wild Polio cases Pakistan 2014\*

Districts/ Towns with Wild Polio cases = 8



Province/ Country	Date of Last Case		Number of cases 2013	
	P1	P3	P1	P3
PUNJAB	Dec, 2013	Jun, 2010	-	-
SINDH	March, 2014	Jan, 2010	2	-
KHYBER- PAKHTUNKHWA	March, 2014	Oct, 2010	7	-
FATA	March, 2014	Apr, 2012	38	-
BALUCHISTAN	Oct, 2012	Apr, 2010	-	-
AJK	June, 2000	Jun, 2000	-	-
GILGIT-BALTISTAN	Aug, 2012	-	-	-
ISLAMABAD	Sep, 2008	Sep, 2008	-	-
<b>PAKISTAN</b>	<b>March, 2014</b>	<b>Apr, 2012</b>	<b>47</b>	<b>-</b>

● NSL1 = 47

▲ NSL3 = 00

○ District with last polio case in province

Cases randomly placed  
in districts

— Provincial Boundary  
— Districts Boundary

\* Afp.rec Data as of 10-04-2014

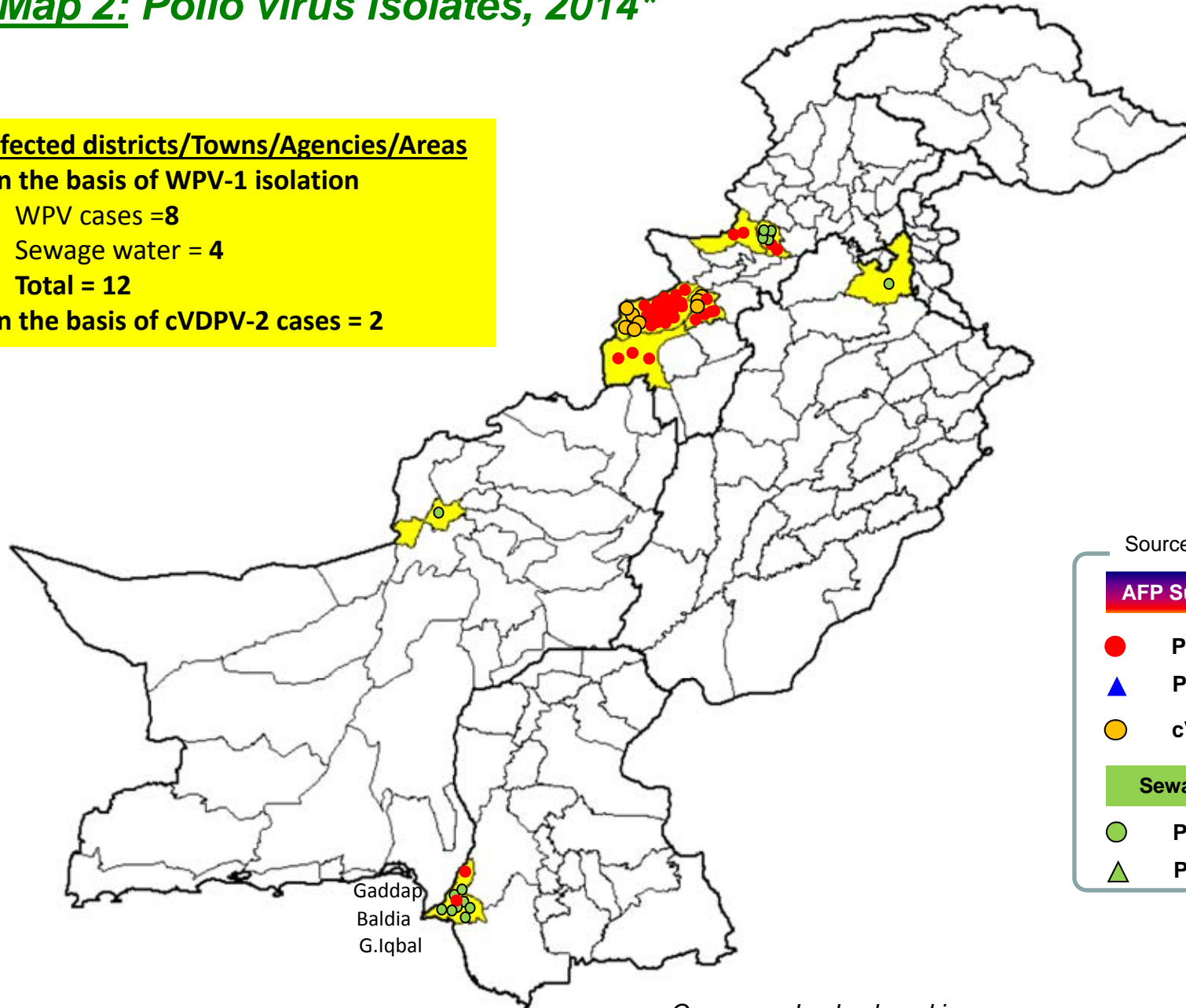
## Map 2: Polio virus isolates, 2014\*

### Infected districts/Towns/Agencies/Areas

#### On the basis of WPV-1 isolation

- WPV cases = 8
- Sewage water = 4
- Total = 12

#### On the basis of cVDPV-2 cases = 2



Source

#### AFP Surveillance

- P1 = 47
- ▲ P3 = 0
- cVDPV-2 = 8

#### Sewage water

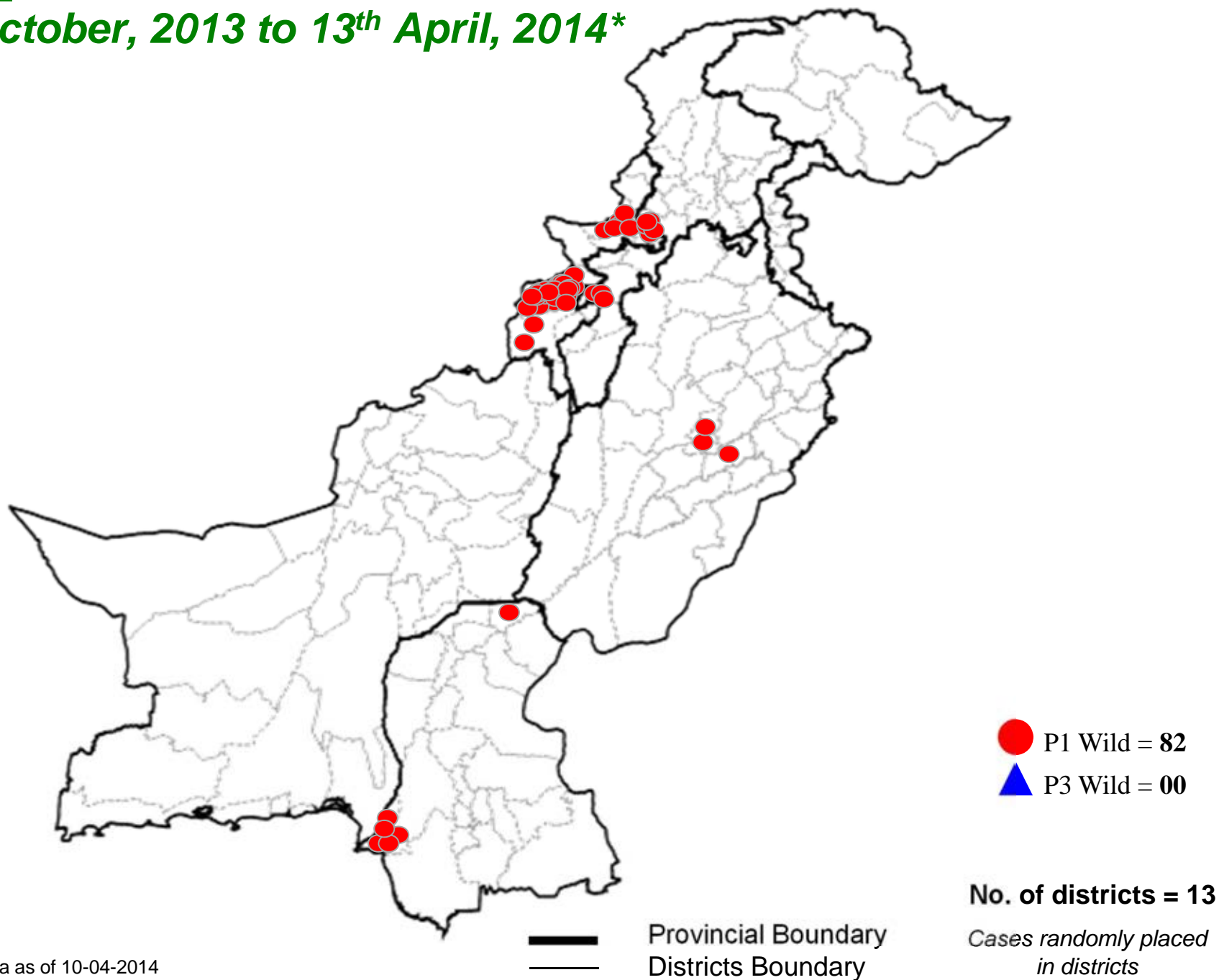
- P1 = 17
- ▲ P3 = 0

— Provincial Boundary  
 — Districts Boundary

\* Afp.rec Data as of 10-04-2014

Cases randomly placed in districts

**Map 3: Wild Polio cases in the last 6 months from 14<sup>th</sup> October, 2013 to 13<sup>th</sup> April, 2014\***



\* Afp.rec Data as of 10-04-2014

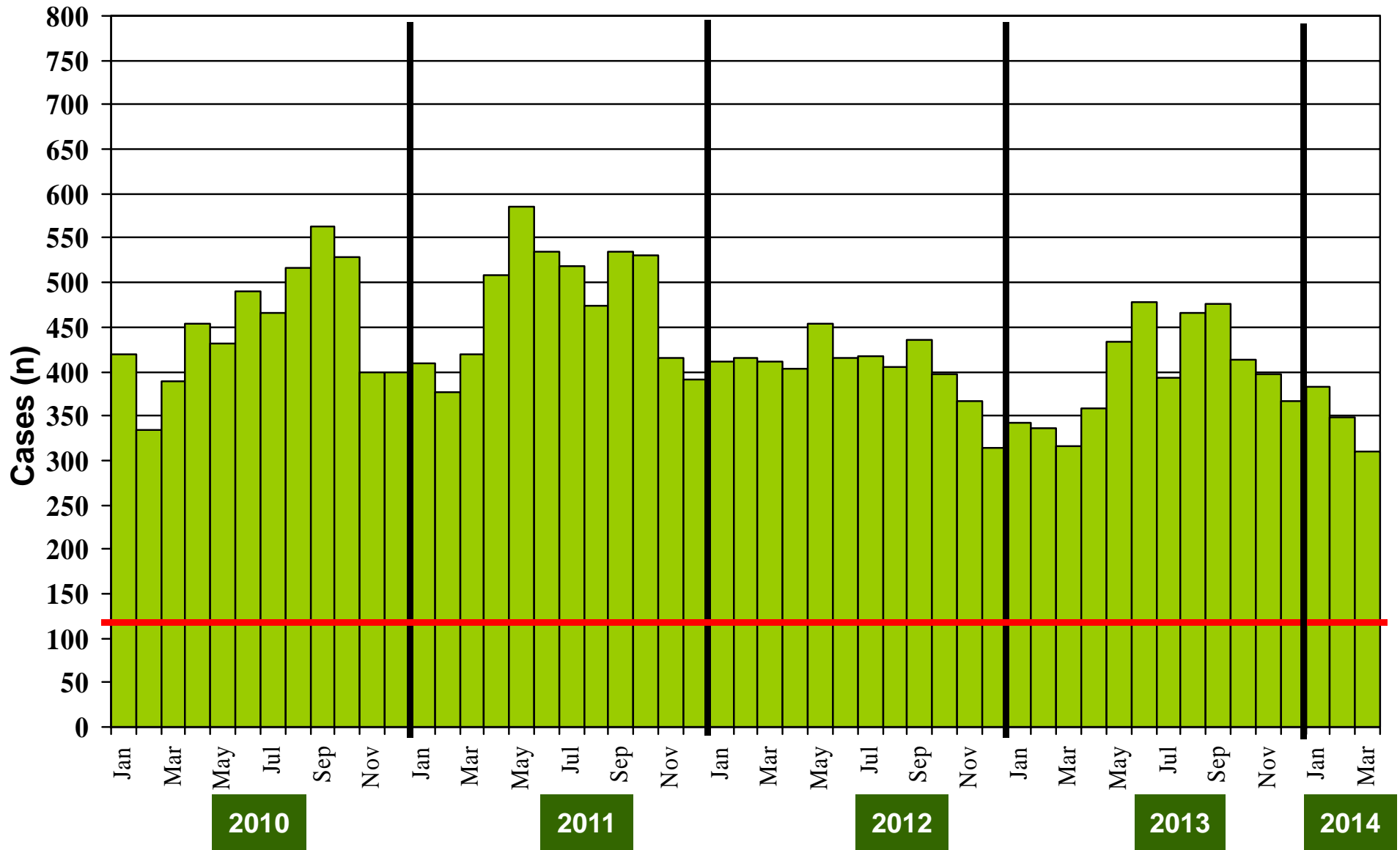
**Table 4: Distribution of AFP Cases By Week of Onset ^  
Pakistan 2013-14\* [Week number/Ending on]**

PROVINCE	W 52 28 Dec 2013	W 01 04 Jan 2014	W 02 11 Jan 2014	W 03 18 Jan 2014	W 04 25 Jan 2014	W 05 01 Feb 2014	W 06 08 Feb 2014	W 07 15 Feb 2014	W 08 22 Feb 2014	W 09 01 Mar 2014	W 10 08 Mar 2014	W 11 15 Mar 2014	W 12 22 Mar 2014	W 13 29 Mar 2014	W 14 05 Apr 2014
PUNJAB	51	29	31	51	52	37	39	42	34	46	38	30	51	35	13
SINDH	17	9	19	16	19	8	20	23	17	19	21	17	25	22	12
KP	24	12	20	13	19	19	24	12	23	17	17	18	17	12	3
FATA	9	8	8	7	6	10	11	12	6	6	7	5	7	5	4
BALUCHISTAN	4	1	4	5	7	9	2	5	6	1	3	1	2	4	0
AJK	2	1	2	0	1	0	2	1	1	1	1	0	0	0	0
GILGIT BILTISTAN	0	0	0	0	0	0	0	0	2	0	0	0	0	0	0
ISLAMABAD	1	0	0	0	0	0	1	0	0	0	0	0	0	0	0
<b>PAKISTAN</b>	<b>108</b>	<b>60</b>	<b>84</b>	<b>92</b>	<b>104</b>	<b>83</b>	<b>99</b>	<b>95</b>	<b>89</b>	<b>90</b>	<b>87</b>	<b>71</b>	<b>102</b>	<b>78</b>	<b>32</b>

\* Afp.rec & Afplab.rec: Data as of 10-04-2014

^ MMWR Epidemiological Weeks

**Graph 1: Distribution of AFP Cases by Month, Pakistan 2010-2014\***

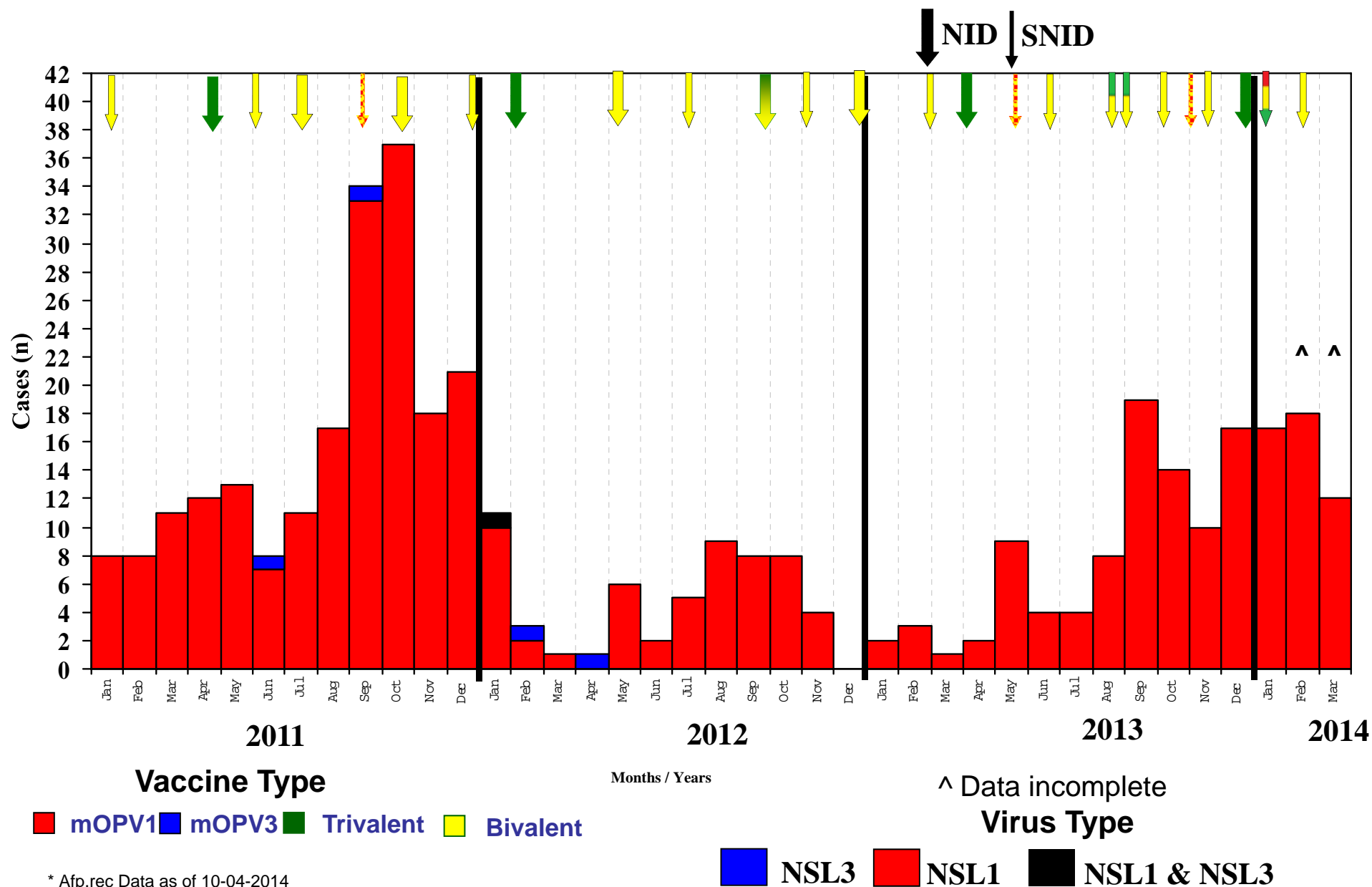


@ Non-polio AFP rate of 2/100,000 children < 15 years

\* Afp.rec Data as of 10-04-2014



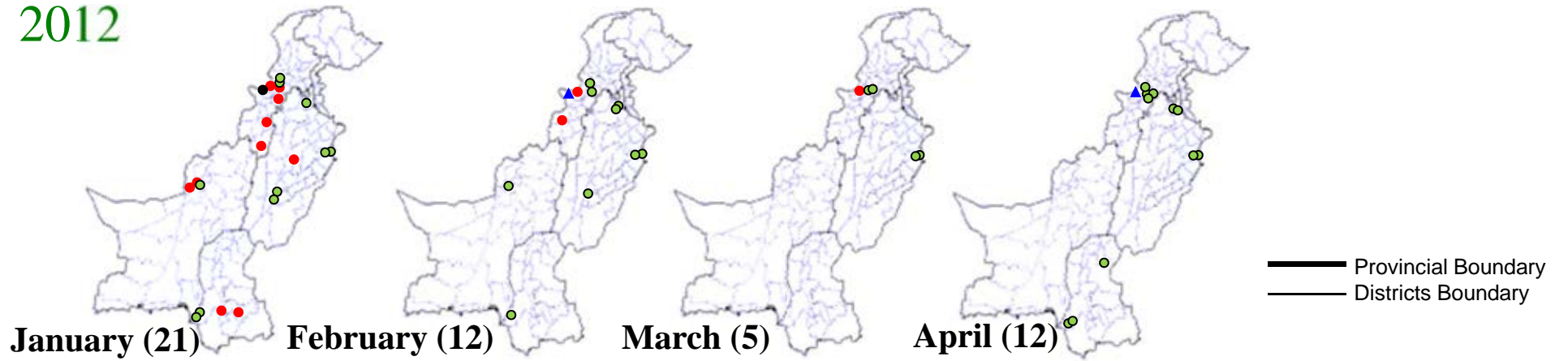
# Confirmed Polio Cases By Poliovirus Type, 2011-2014\*



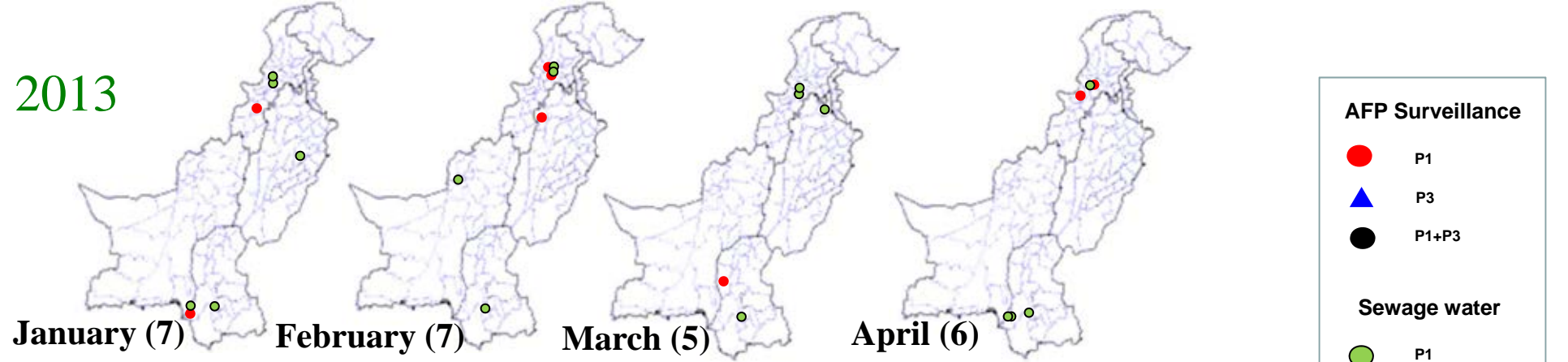
\* Afp.rec Data as of 10-04-2014

# Map 4: Monthly Comparison of P1 & P3 Polio Cases/Isolates 2012-2014\*

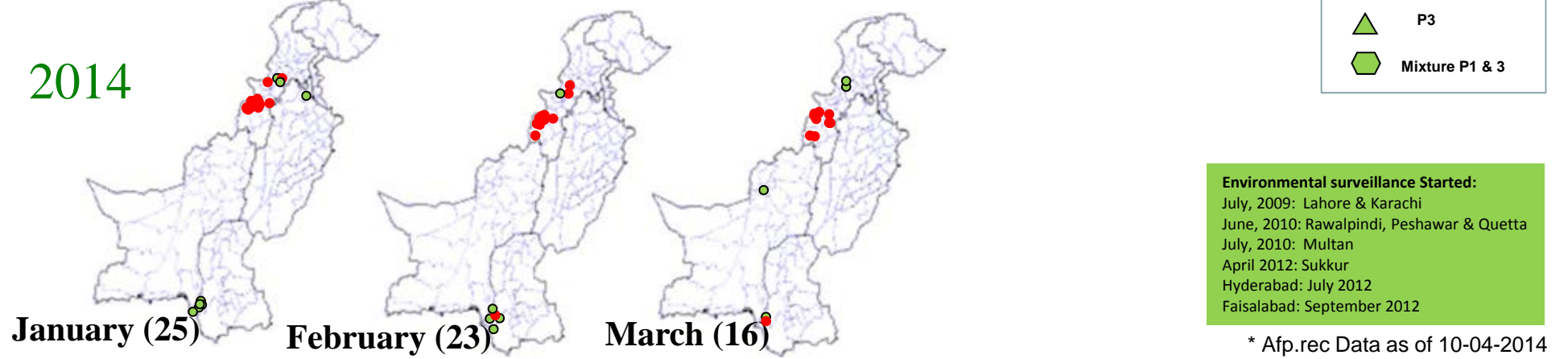
2012



2013

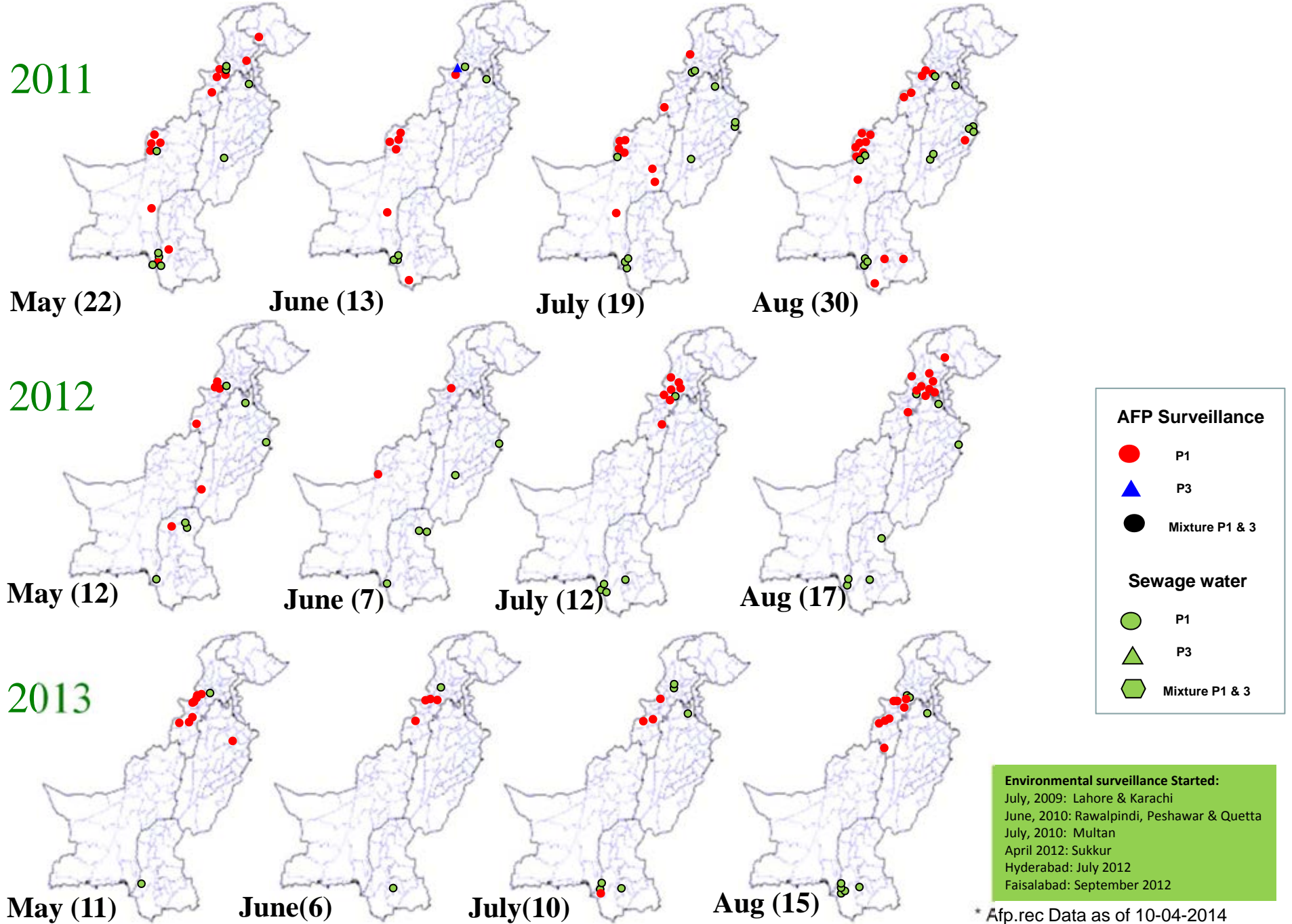


2014



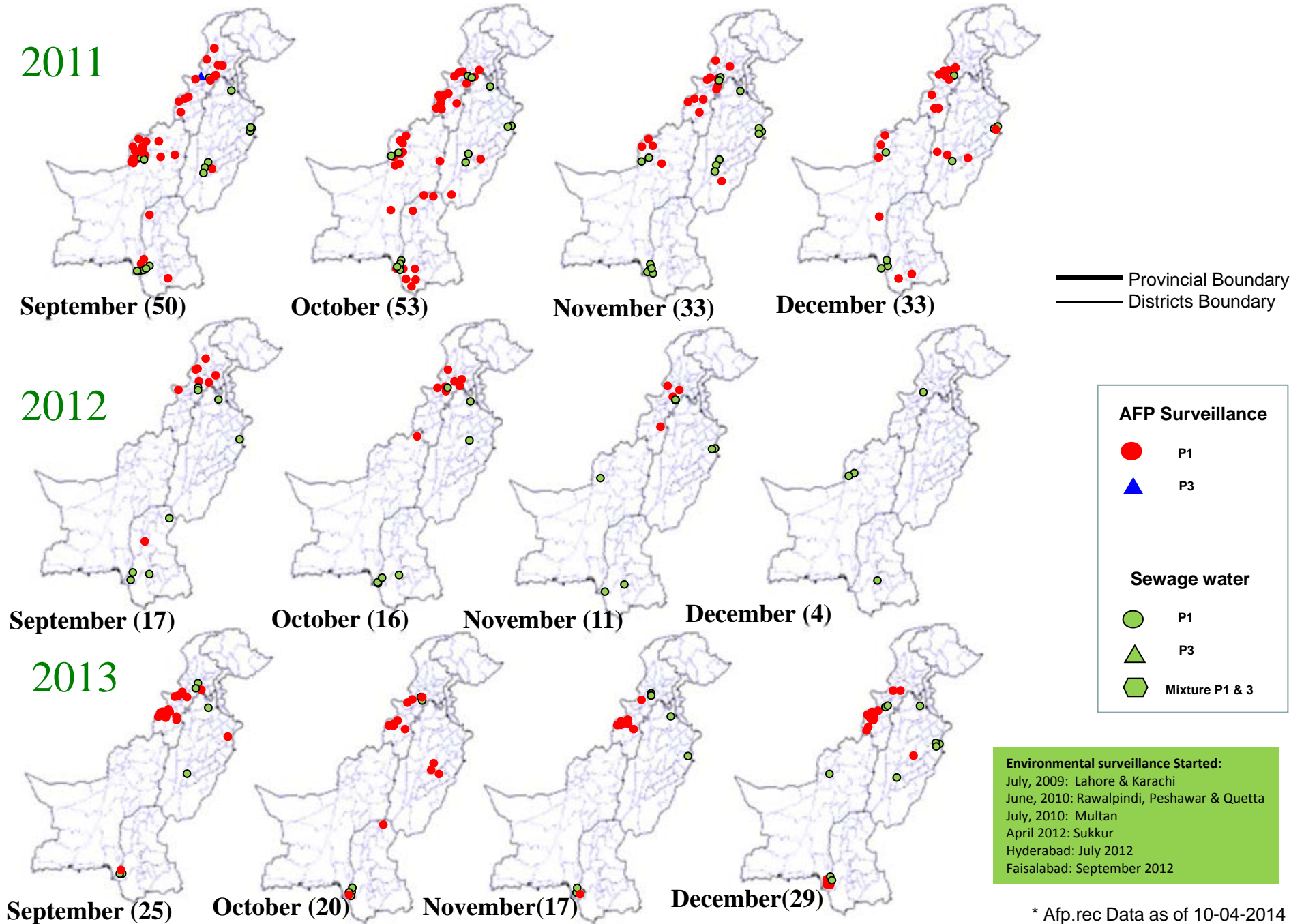
\* Afp.rec Data as of 10-04-2014

# Map 4.1: Monthly Comparison of P1 & P3 Polio Cases/Isolates 2011-2013\*



\* Afp.rec Data as of 10-04-2014

# Map 4.2: Monthly Comparison of P1 & P3 Polio Cases/Isolates 2011-2013\*

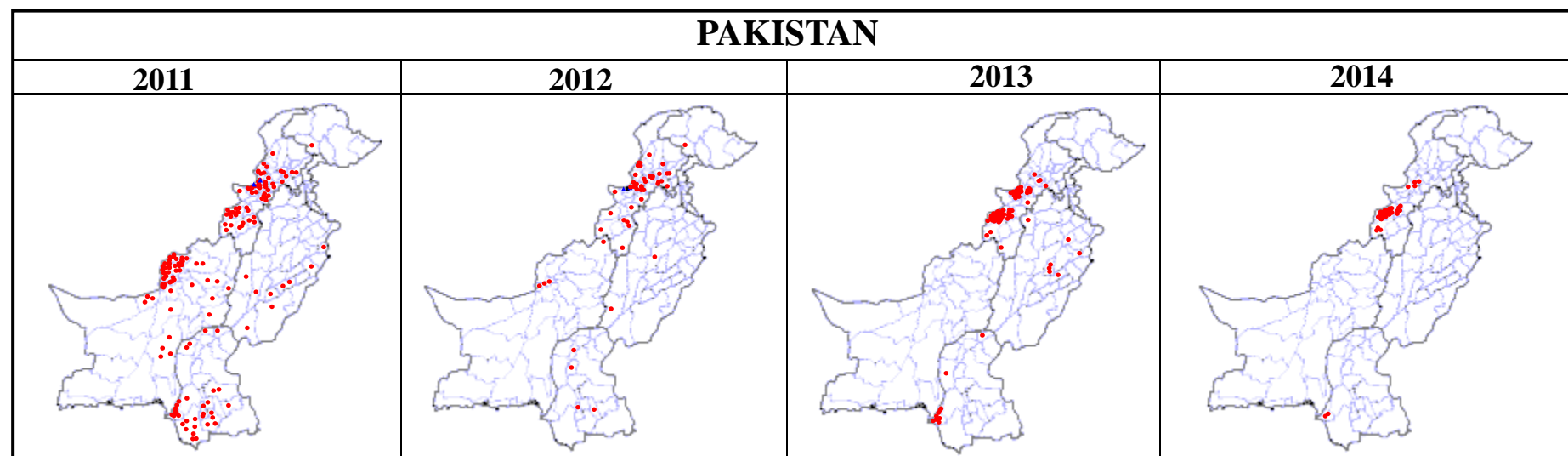


\* Afp.rec Data as of 10-04-2014

## Table 5: Polio Eradication Update, Pakistan 2011-2014\*

Province/Region	Polio 1				Polio 3				Total Wild			
	2011	2012	2013	2014	2011	2012	2013	2014	2011	2012	2013	2014
PUNJAB	9	2	7	-	0	-	-	-	9	2	7	-
SINDH	33	4	10	2	0	-	-	-	33	4	10	2
KP	23	27	11	7	0	-	-	-	23	27	11	7
FATA^	57	17	65	38	2	2	-	-	59	20^	65	38
BALUCHISTAN	73	4	-	-	0	-	-	-	73	4	-	-
AJK	0	-	-	-	0	-	-	-	0	-	-	-
Gilgit-Baltistan	1	1	-	-	0	-	-	-	1	1	-	-
ISLAMABAD	0	-	-	-	0	-	-	-	0	-	-	-
<b>PAKISTAN</b>	<b>196</b>	<b>55</b>	<b>93</b>	<b>47</b>	<b>2</b>	<b>2</b>	<b>-</b>	<b>-</b>	<b>198</b>	<b>58</b>	<b>93</b>	<b>47</b>

^ FATA reported mixture of NSL1 & NSL3



\* Afp.rec Data as of 10-04-2014

***Table 6: Vaccination status of non polio AFP cases age 6-59 months 2011-2014\****

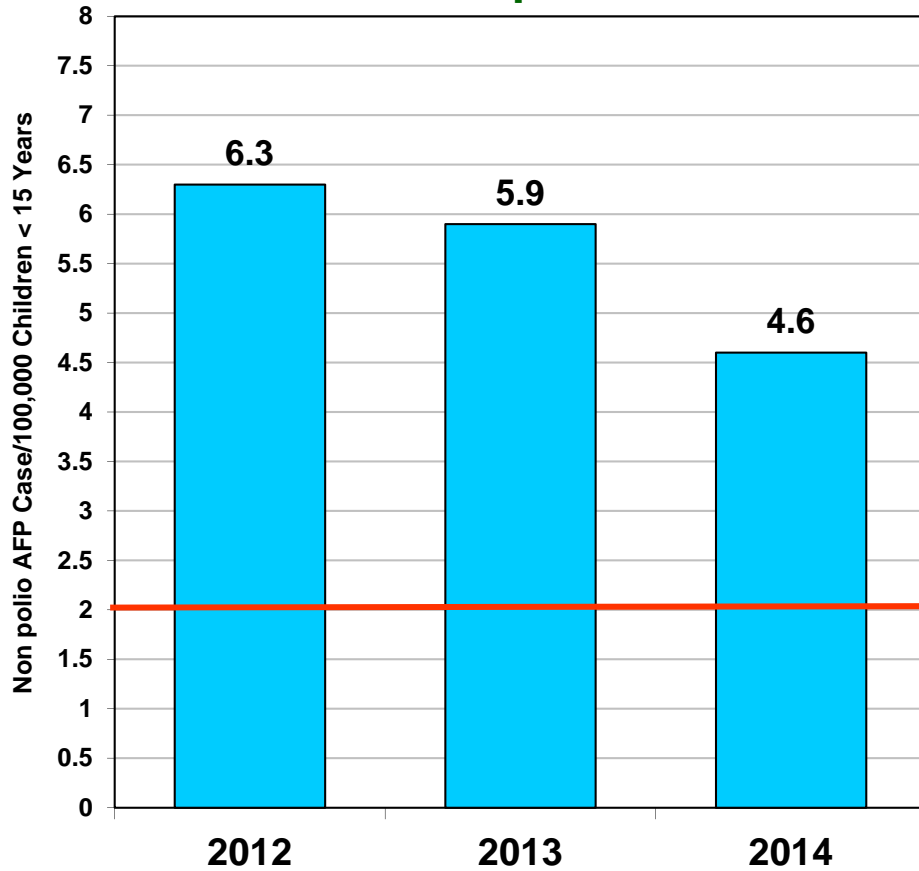
REGION	0 dose				1-2 doses				3 doses				4-6 doses				7+ doses			
	11	12	13	14	11	12	13	14	11	12	13	14	11	12	13	14	11	12	13	14
Central Punjab	0%	0%	0%	1%	1%	0%	0%	0%	2%	0%	1%	4%	6%	4%	7%	4%	92%	95%	91%	92%
North Punjab	0%	0%	0%	0%	1%	0%	0%	0%	1%	0%	0%	3%	5%	4%	4%	3%	93%	96%	96%	94%
South Punjab	0%	0%	0%	0%	0%	0%	0%	0%	1%	0%	0%	0%	5%	4%	5%	2%	93%	96%	94%	98%
<b>PUNJAB</b>	<b>0%</b>	<b>0%</b>	<b>0%</b>	<b>0%</b>	<b>1%</b>	<b>0%</b>	<b>0%</b>	<b>0%</b>	<b>1%</b>	<b>0%</b>	<b>0%</b>	<b>2%</b>	<b>5%</b>	<b>4%</b>	<b>6%</b>	<b>3%</b>	<b>93%</b>	<b>96%</b>	<b>93%</b>	<b>95%</b>
Karachi	4%	1%	1%	8%	1%	1%	5%	0%	0%	2%	0%	13%	6%	6%	6%	0%	88%	90%	88%	79%
North Sindh	0%	0%	0%	0%	1%	0%	0%	0%	0%	1%	0%	0%	5%	4%	5%	9%	94%	94%	95%	91%
South Sindh	1%	0%	0%	0%	1%	1%	0%	0%	0%	2%	1%	0%	6%	4%	7%	5%	93%	93%	91%	95%
<b>SINDH</b>	<b>1%</b>	<b>0%</b>	<b>0%</b>	<b>1%</b>	<b>1%</b>	<b>1%</b>	<b>1%</b>	<b>0%</b>	<b>0%</b>	<b>1%</b>	<b>0%</b>	<b>2%</b>	<b>6%</b>	<b>4%</b>	<b>6%</b>	<b>6%</b>	<b>92%</b>	<b>93%</b>	<b>92%</b>	<b>90%</b>
Central Khyber Pakhtunkhwa	1%	2%	2%	0%	1%	1%	1%	0%	0%	0%	1%	2%	3%	2%	2%	5%	95%	95%	95%	93%
North Khyber Pakhtunkhwa	1%	2%	1%	3%	2%	2%	1%	0%	1%	2%	1%	0%	7%	9%	7%	6%	90%	85%	91%	92%
South Khyber Pakhtunkhwa	2%	2%	1%	4%	4%	1%	0%	4%	4%	1%	1%	0%	7%	9%	4%	0%	83%	87%	95%	91%
<b>Khyber Pakhtunkhwa</b>	<b>1%</b>	<b>2%</b>	<b>1%</b>	<b>2%</b>	<b>2%</b>	<b>1%</b>	<b>0%</b>	<b>1%</b>	<b>1%</b>	<b>1%</b>	<b>1%</b>	<b>1%</b>	<b>5%</b>	<b>6%</b>	<b>4%</b>	<b>4%</b>	<b>91%</b>	<b>89%</b>	<b>94%</b>	<b>92%</b>
<b>FATA</b>	<b>14%</b>	<b>18%</b>	<b>39%</b>	<b>71%</b>	<b>10%</b>	<b>6%</b>	<b>6%</b>	<b>6%</b>	<b>5%</b>	<b>3%</b>	<b>6%</b>	<b>0%</b>	<b>11%</b>	<b>12%</b>	<b>6%</b>	<b>0%</b>	<b>61%</b>	<b>62%</b>	<b>43%</b>	<b>24%</b>
North Balochistan	4%	12%	9%	0%	12%	10%	11%	10%	23%	3%	3%	0%	12%	17%	28%	0%	50%	57%	49%	90%
Quetta Block	31%	14%	8%	0%	10%	10%	8%	17%	3%	0%	0%	0%	14%	14%	21%	0%	43%	62%	64%	83%
Rest of Balochistan	7%	9%	5%	0%	2%	6%	3%	0%	5%	5%	5%	15%	10%	10%	25%	8%	76%	70%	60%	77%
<b>BALUCHISTAN</b>	<b>16%</b>	<b>8%</b>	<b>6%</b>	<b>0%</b>	<b>6%</b>	<b>8%</b>	<b>6%</b>	<b>3%</b>	<b>6%</b>	<b>3%</b>	<b>4%</b>	<b>7%</b>	<b>12%</b>	<b>17%</b>	<b>20%</b>	<b>3%</b>	<b>60%</b>	<b>64%</b>	<b>64%</b>	<b>87%</b>
<b>PAKISTAN</b>	<b>2%</b>	<b>1%</b>	<b>3%</b>	<b>5%</b>	<b>1%</b>	<b>1%</b>	<b>1%</b>	<b>1%</b>	<b>1%</b>	<b>1%</b>	<b>1%</b>	<b>2%</b>	<b>6%</b>	<b>5%</b>	<b>6%</b>	<b>4%</b>	<b>89%</b>	<b>92%</b>	<b>89%</b>	<b>88%</b>

\* Afp.rec Data as of 07-04-2014

# Key Surveillance Indicators; 2012-2014\*

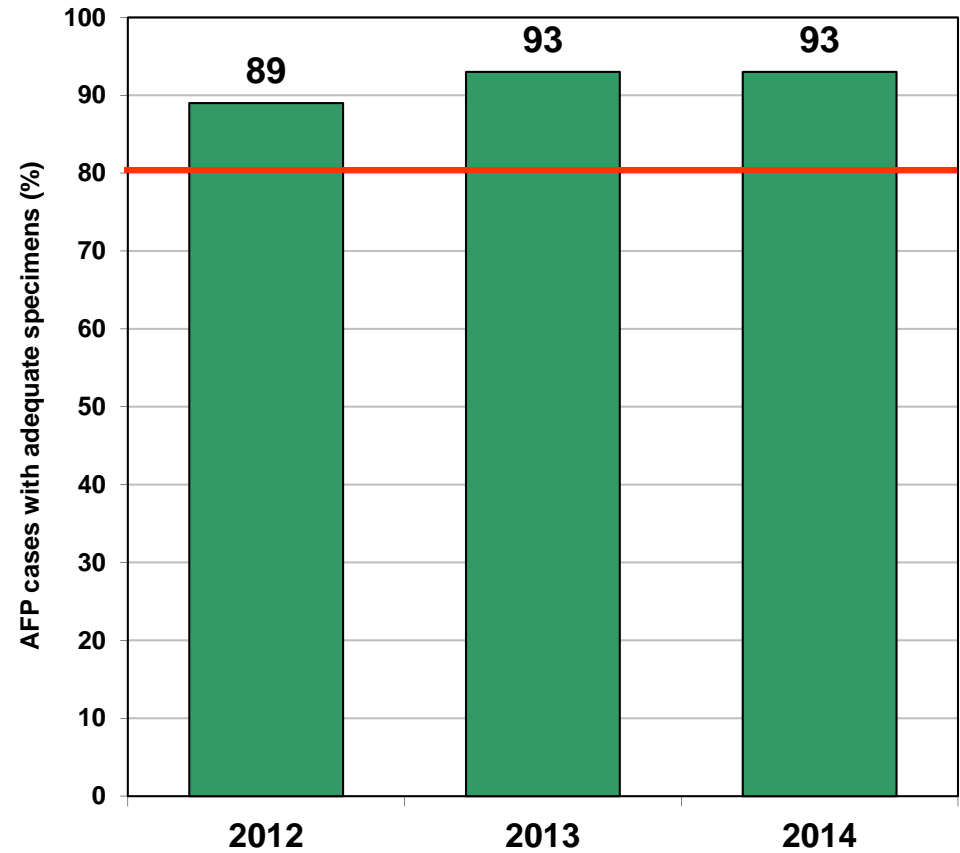
(Non polio AFP rate and % AFP cases with adequate specimens)

**Graph 3**



■ Non Polio AFP Rate

**Graph 4**



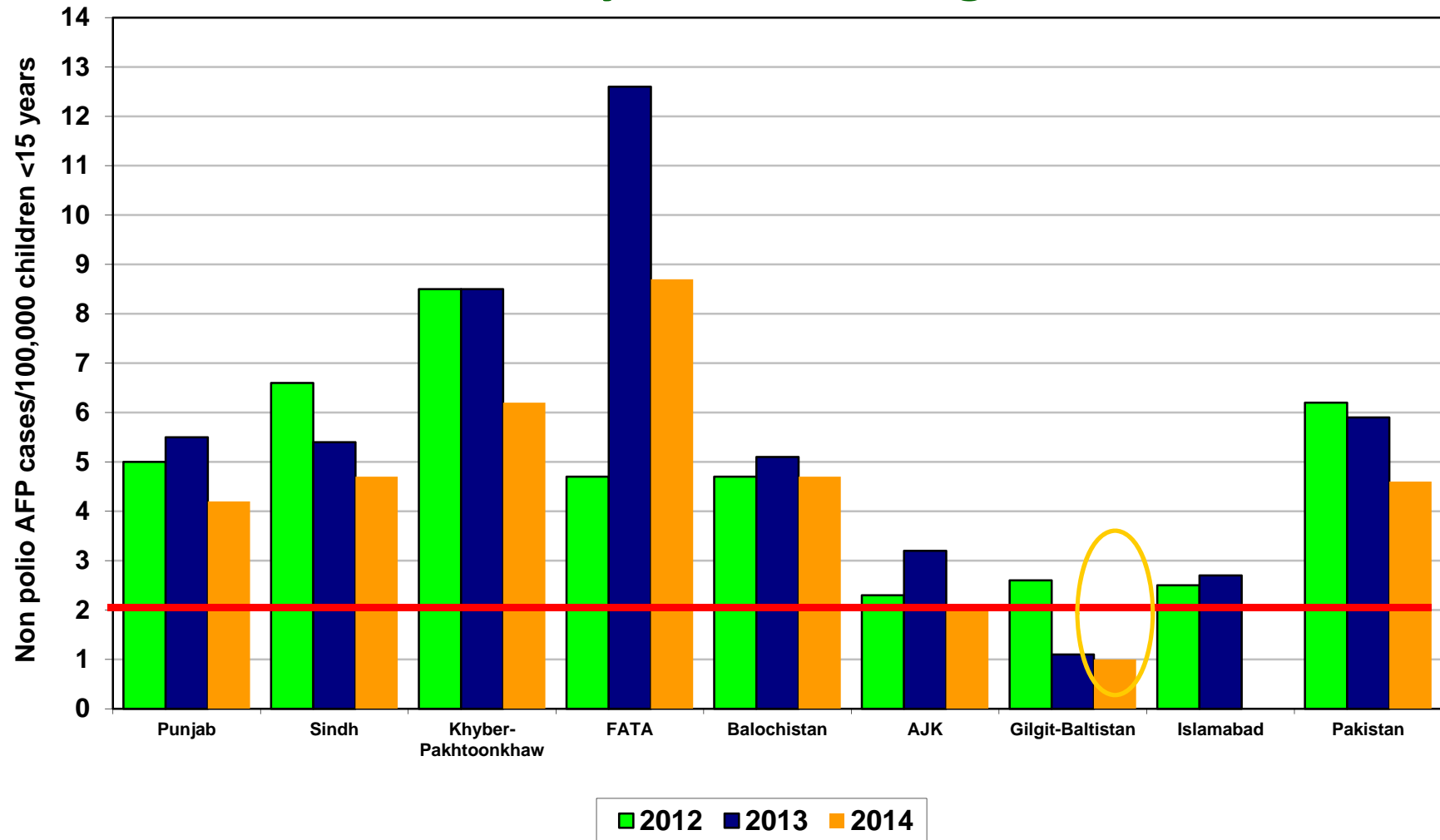
■ % AFP with Adequate Specimens

— Target

Non Polio AFP rate Up to Week No. 14 ended on 05<sup>th</sup> April, 2014

\* Afp.rec Data as of 10-04-2014

# Non Polio AFP Rate By Province/Regions, 2012-2014\*



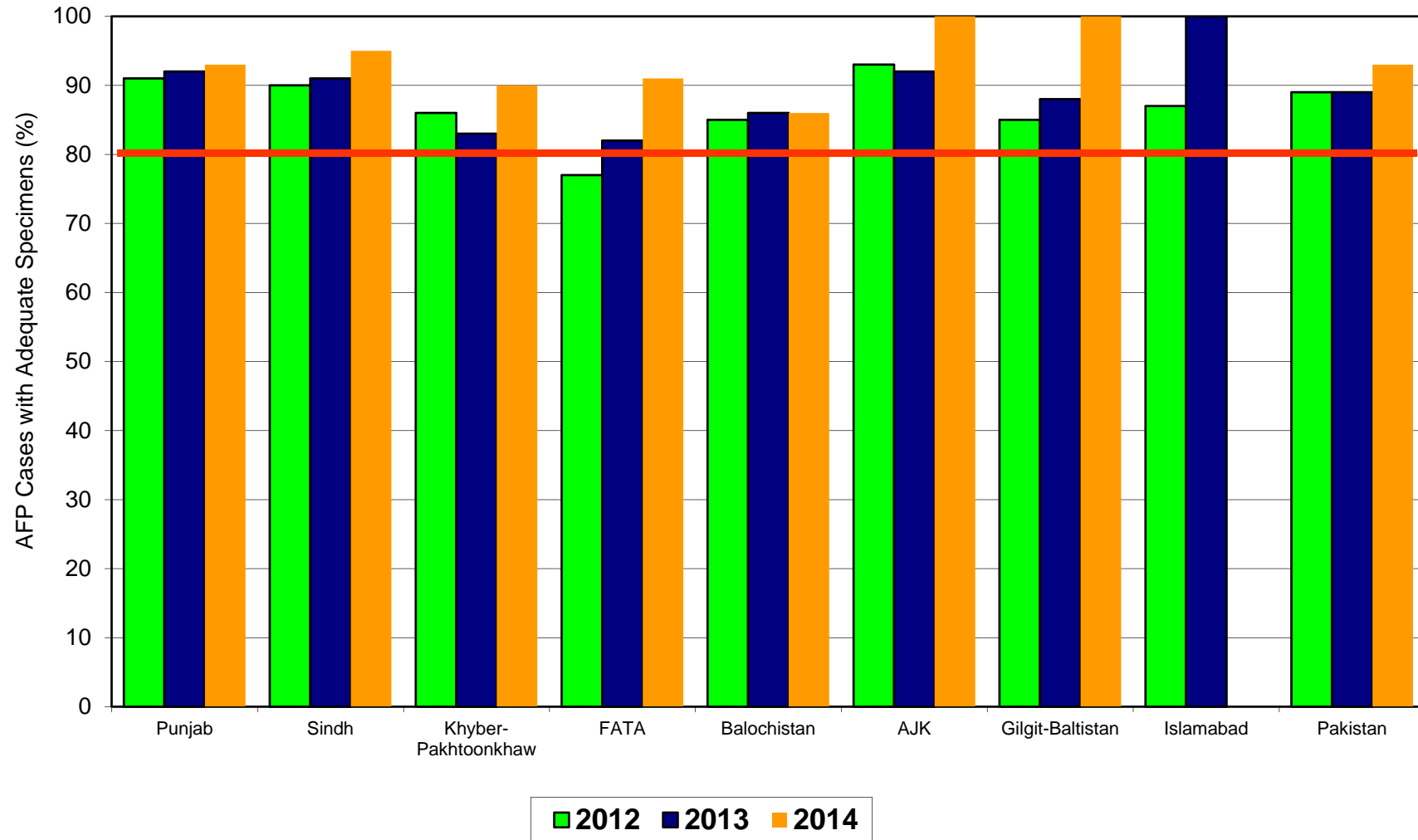
Non Polio AFP rate Up to Week No. 14 ended on 05<sup>th</sup> April, 2014

 Target Non-Polio AFP Rate 2/ 100000 < 15 years of the age

\* Afp.rec Data as of 10-04-2014



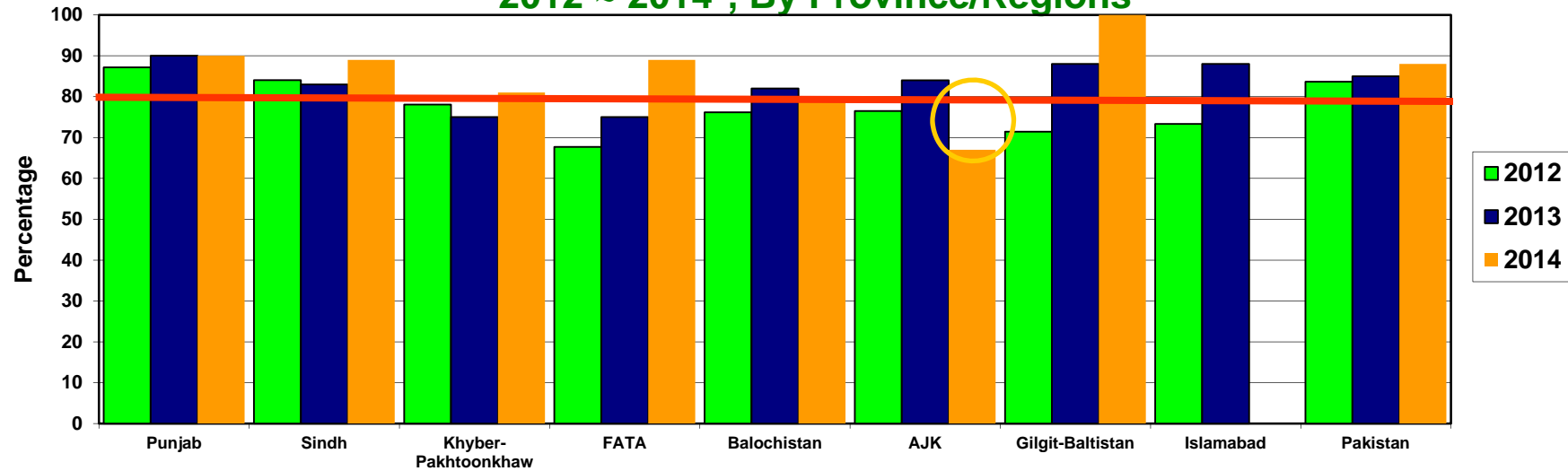
# Percent AFP Cases with Adequate Specimens By Province/Regions, 2012-2014\*



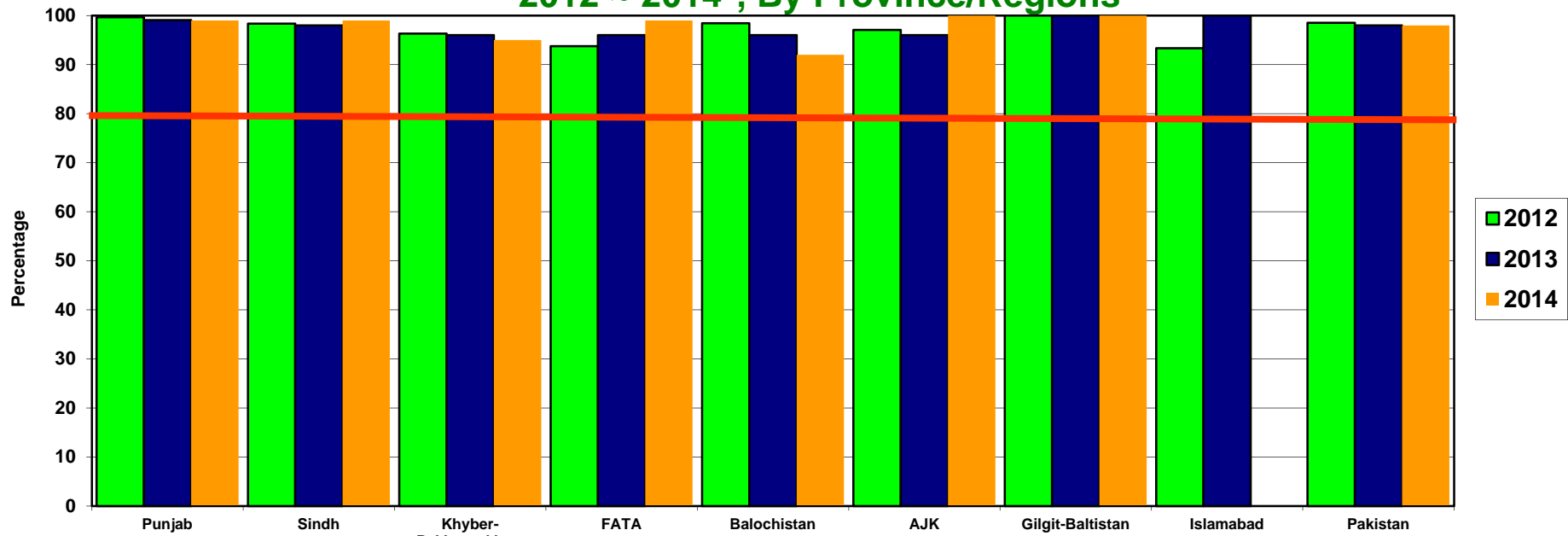
\* Afp.rec Data as of 10-04-2014

Target Adequate Sample cases = 80%

**Graph 5: Percent AFP Cases Notified within 07 days of paralysis onset  
2012 ~ 2014\*, By Province/Regions**



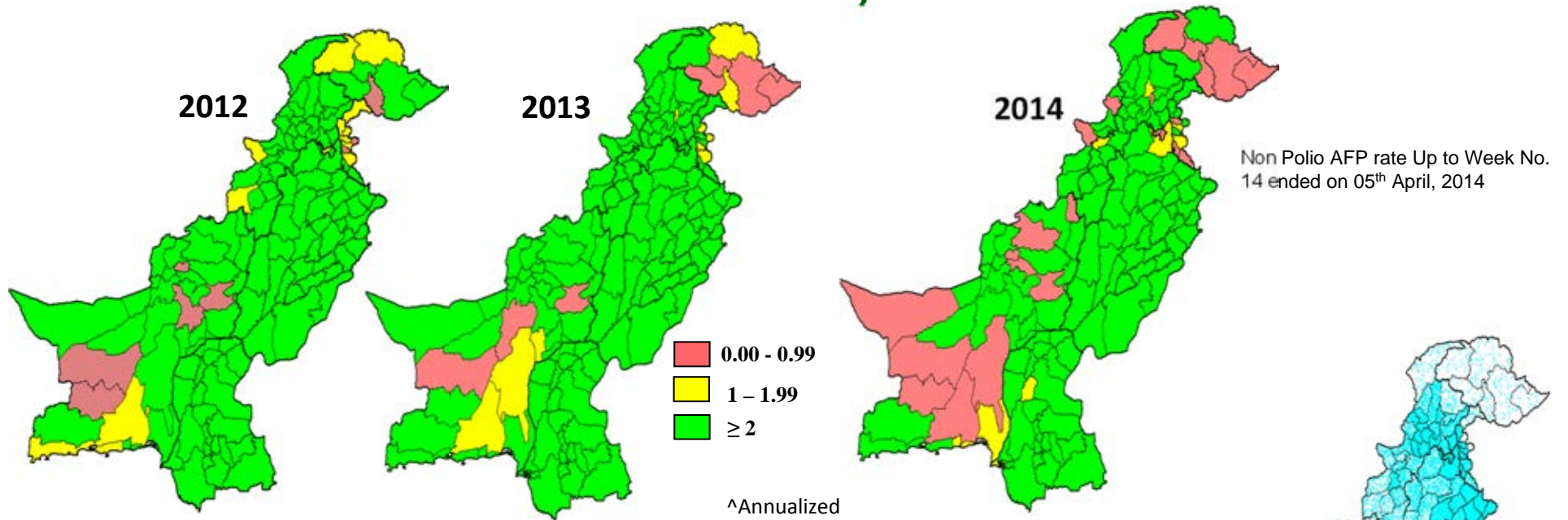
**Graph 6: Percent AFP Cases Investigated within 48 hours of notification  
2012 ~ 2014\*, By Province/Regions**



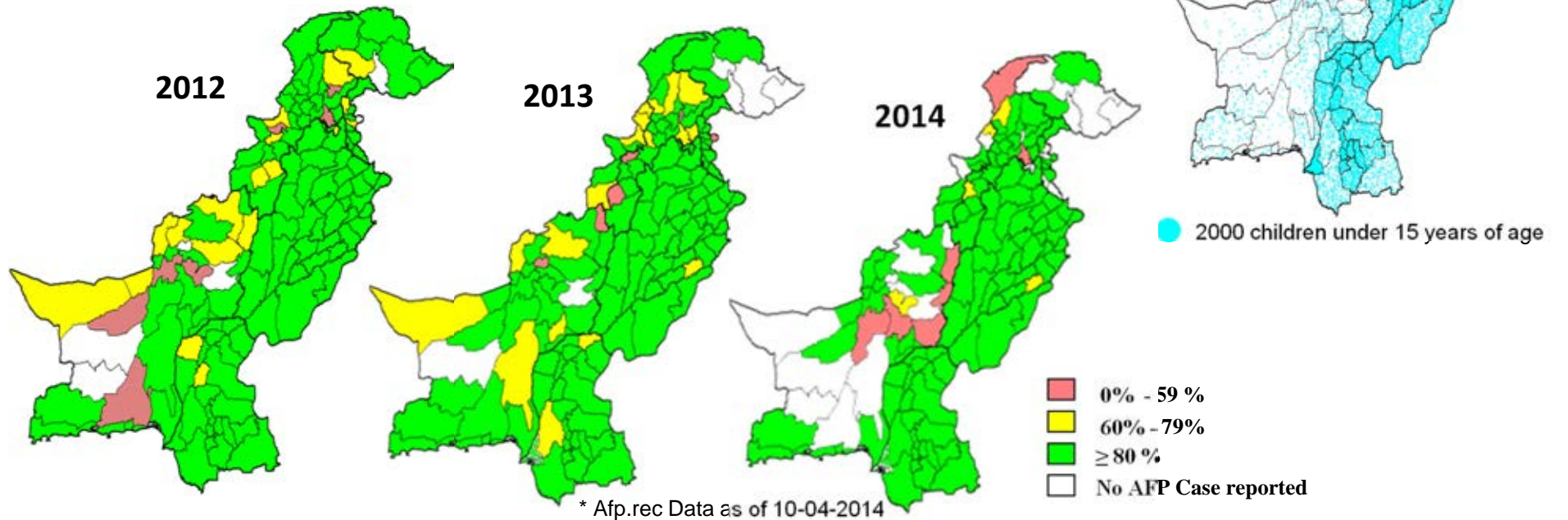
\* Afp.rec Data as of 10-04-2014

— Target

## Non-Polio^ AFP Rate by District



## Percent AFP Cases with Adequate Specimens, by District



**Table 7: AFP CASES PENDING FOR CLASSIFICATION WITH DATE OF ONSET MORE THAN 90 DAYS\* 2013 (1/4)**

S. No	DISTRICT	TEHSIL	EPID	SEX	AGE	DONSET	DOSE€	DSTOOL1	DSTOOL2	LAB	FEVER	ASVM	PROG	FUP	PEND (DAYS)
1	HYDERABAD	HYDERABAD RURAL	SD/21/13/033	F	43	10/17/2013	7+	12/10/2013	12/11/2013	NVI	N	Y	Y	Y	175
2	JACOBABAD	THUL	SD/53/13/017	M	10	6/26/2013	7+	7/26/2013	7/27/2013	EV	Y	Y	Y	Y	288
3	JAMSHORO	SEHWAN	SD/25/13/020	F	12	11/2/2013	7+	11/20/2013	11/21/2013	NVI	Y	Y	Y	Y	159
4	KASHMORE	KANDHKOT	SD/54/13/002	M	54	5/27/2013	7+	Child Died Before Stool Collection			N	N	Y	LOST	318
5	KHIBALDIA	BALDIA	SD/61/13/005	F	36	6/18/2013	4	Child Died Before Stool Collection			N	N	Y	DIED	296
6	KHIBALDIA	BALDIA	SD/61/13/010	M	16	10/10/2013	7+	10/24/2013	10/26/2013	EV	Y	Y	Y	Y	182
7	KHIBINQASIM	BINQASIM	SD/62/13/012	M	96	9/19/2013	7+	11/17/2013	11/18/2013	NVI	Y	N	Y	Y	203
8	KHIGADAP	GADAP	SD/63/13/010	F	42	6/2/2013	7+				Y	N	Y	DIED	312
9	KHIGADAP	GADAP	SD/63/13/021	F	10	8/23/2013	1	9/23/2013	9/24/2013	NVI	Y	Y	Y	Y	230
10	KHIGADAP	GADAP	SD/63/13/031	M	14	7/15/2013	7+				Y	Y	Y	Y	269
11	KHIGADAP	GADAP	SD/63/13/034	F	48	11/18/2013	7+	Child Died Before Stool Collection			Y	N	Y	Y	143
12	KHIJAMSHEED	JAMSHEED	SD/66/13/004	F	60	5/1/2013	7+				Y	N	Y	DIED	344
13	KHISADDAR	SADDAR	SD/77/13/004	F	38	4/5/2013	7+	5/10/2013	5/11/2013	NVI	N	N	Y	Y	370
14	NFEROZ	BHIRIA	SD/45/13/003	F	144	2/5/2013	7+	Child Died Before Stool Collection			Y	Y	Y	DIED	429
15	NFEROZ	MORO	SD/45/13/013	F	54	5/10/2013	7+	6/1/2013	6/2/2013	NVI	N	Y	Y	Y	335
16	SANGHAR	KHIPRO	SD/32/13/024	F	60	9/15/2013	7+	10/1/2013	10/2/2013	NVI	Y	Y	Y	Y	207
17	BANNU	BANNU	KP/61/13/010	M	53	4/30/2013	7+				Y	N	N	Y	345
18	DIRLOWER	SAMAR BAGH	KP/23/13/015	F	13	1/30/2013	7+	Late Notified			Y	Y	Y	Y	435
19	DIRLOWER	SAMAR BAGH	KP/23/13/033	F	96	7/25/2013	7+	9/5/2013	9/7/2013	NVI	Y	Y	Y	Y	259
20	DIRLOWER	TIMERGARA	KP/23/13/034	M	30	8/8/2013	7+	9/16/2013	9/17/2013	NVI	Y	Y	Y	Y	245
21	DIRLOWER	TIMERGARA	KP/23/13/038	M	1	10/10/2013	1	11/15/2013	11/16/2013	NVI	Y	Y	Y	Y	182
22	HANGU	HANGU	KP/54/13/016	M	48	12/6/2013	7+	Late Notified			Y	N	Y		125
23	HANGU	HANGU	KP/54/13/014	F	8	10/28/2013	7+	11/26/2013	11/28/2013	NVI	Y	N	Y		164
24	KARAK	TAKHT E NASRATI	KP/51/13/017	M	21	9/9/2013	7+	9/24/2013	9/26/2013	NVI	Y	Y	Y	Y	213
25	MANSEHRA	MANSEHRA	KP/14/13/005	M	168	3/17/2013	7+	Child Died Before Stool Collection			N	N	Y	DIED	389
26	MANSEHRA	OGHI	KP/14/13/038	M	26	11/8/2013	7+	11/28/2013	12/2/2013	NVI	Y	Y	N		153
27	MANSEHRA	MANSEHRA	KP/14/13/026	M	84	8/31/2013	7+	9/16/2013	9/17/2013	NVI	Y	N	Y	DIED	222
28	MARDAN	MARDAN	KP/40/13/077	F	32	9/2/2013	7+	9/24/2013	9/25/2013	NVI	Y	Y	Y	Y	220
29	PESHAWAR	PESHAWAR	KP/30/13/063	M	14	8/16/2013	7+	8/30/2013	9/1/2013	VACC	Y	N	Y	LOST	237
30	PESHAWAR	PESHAWAR	KP/30/13/076	F	24	8/28/2013	7+	10/2/2013	10/10/2013	NVI	Y	N	UK	Y	225
31	PESHAWAR	PESHAWAR	KP/30/13/097	F	9	10/2/2013	0	11/19/2013	11/20/2013	EV	Y	Y	Y	Y	190
32	PESHAWAR	PESHAWAR	KP/30/13/094	F	96	10/11/2013	7+	11/17/2013	11/19/2013	NVI	Y	Y	Y	Y	181
33	PESHAWAR	PESHAWAR	KP/30/13/059	M	86	6/13/2013	7+	Late Notified			Y	Y	Y	Y	301
34	PESHAWAR	PESHAWAR	KP/30/13/098	F	26	11/1/2013	7+	11/20/2013	11/21/2013	NVI	Y	N	Y	Y	160
35	PESHAWAR	PESHAWAR	KP/30/13/114	M	14	10/15/2013	7+	Late Notified			N	Y	Y	Y	177
36	PESHAWAR	PESHAWAR	KP/30/13/115	M	21	11/20/2013	7+	12/19/2013	12/20/2013	NVI	Y	Y	Y	Y	141
37	PESHAWAR	PESHAWAR	KP/30/13/111	F	46	11/8/2013	7+	12/15/2013	12/16/2013	NVI	Y	Y	Y	Y	153
38	PESHAWAR	PESHAWAR	KP/30/13/122	M	12	12/1/2013	7+	1/15/2014	1/16/2014	EV	Y	Y	Y	Y	130
39	SWABI	SWABI	KP/41/13/035	M	36	9/15/2013	7+	Late Notified			Y	Y	Y		207
40	SWABI	LAHORE	KP/41/13/048	M	17	10/23/2013	7+	11/24/2013	11/25/2013	EV	N	Y	Y		169
41	SWABI	SWABI	KP/41/13/055	M	17	12/10/2013	7+	1/17/2014	1/20/2014	NVI	Y	Y	Y		121
42	SWAT	SWAT	KP/24/13/006	F	132	4/2/2013	7+	4/10/2013		NVI	N	N	Y	DIED	373
43	SWAT	SWAT	KP/24/13/025	M	96	11/1/2013	3	Child Died Before Stool Collection			Y	N	Y	DIED	160
44	BAGH	BAGH	AJ/50/13/012	F	34	12/22/2013	7+	1/14/2014	1/17/2014	NVI	Y	Y	Y	Y	109

€ Based on recall of parents

\* Afp.rec Data as of 10-04-2014

60 days Follow-up not done

FUP = Residual Weakness at 60 days follow up.

**Table 7.1: AFP CASES PENDING FOR CLASSIFICATION WITH DATE OF ONSET MORE THAN 90 DAYS\* 2013 (2/4)**

S. No	DISTRICT	TEHSIL	EPID	SEX	AGE	DONSET	DOSESE	DSTOOL1	DSTOOL2	LAB	FEVER	ASVM	PROG	FUP	PEND (DAYS)
45	GHIZER	PUNIAL	GB/41/13/001	M	66	9/2/2013	7+	9/6/2013		EV	N	Y	Y	DIED	220
46	FR BANNU	FR BANNU	FT/69/13/007	M	22	7/30/2013	3	8/28/2013	8/29/2013	EV	Y	Y	Y		254
47	FR BANNU	FR BANNU	FT/69/13/012	M	9	8/10/2013	0	9/22/2013	9/23/2013	EV	Y	Y	Y		243
48	FR BANNU	FR BANNU	FT/69/13/021	M	12	9/28/2013	0	10/30/2013	10/31/2013	NVI	Y	Y	Y		194
49	KHYBER	LANDI KOTAL	FT/34/13/039	M	18	10/9/2013	7+	Late Notified			Y	N	Y		183
50	KHYBER	BARA	FT/34/13/043	F	36	10/17/2013	1	11/8/2013	11/9/2013	EV	Y	Y	Y		175
51	KHYBER	LANDI KOTAL	FT/34/13/049	M	11	10/25/2013	3	12/11/2013	12/12/2013	EV	N	N	Y		167
52	KHYBER	LANDI KOTAL	FT/34/13/050	M	65	11/22/2013	7+	12/16/2013	12/18/2013	NVI	N	N	Y		139
53	KHYBER	JAMRUD	FT/34/13/051	F	72	12/18/2013	7+	12/23/2013		NVI	N	N	Y		113
54	KHYBER	JAMRUD	FT/34/13/054	M	30	12/23/2013	7+	1/1/2014		NVI	N	N	Y		108
55	MOHMAND	UPPER MOHMAND	FT/35/13/003	F	18	4/18/2013	7+	5/7/2013	5/8/2013	NVI	Y	Y	Y	Y	357
56	MOHMAND	UPPER MOHMAND	FT/35/13/008	M	26	5/8/2013	7+	6/22/2013	6/23/2013	EV	Y	Y	Y		337
57	WAZIR-N	MIR ALI	FT/64/13/042	M	7	7/3/2013	0	8/29/2013	8/30/2013	EV	Y	N	Y		281
58	WAZIR-N	MIR ALI	FT/64/13/090	M	12	9/20/2013	0	10/24/2013	10/25/2013	VACC	Y	Y	Y		202
59	WAZIR-N	MIR ALI	FT/64/13/101	F	10	10/20/2013	0	11/7/2013	11/9/2013	NVI	Y	Y	Y		172
60	WAZIR-N	RAZMAK	FT/64/13/111	F	24	10/22/2013	3	11/24/2013	11/25/2013	NVI	Y	N	Y		170
61	WAZIR-N	MIR ALI	FT/64/13/129	M	12	11/22/2013	0	12/16/2013	12/17/2013	EV	Y	Y	Y		139
62	WAZIR-S	WANA	FT/65/13/006	F	26	7/13/2013	7+	8/15/2013	8/16/2013	NVI	Y	Y	Y	DIED	271
63	WAZIR-S	LADHA	FT/65/13/012	F	36	10/1/2013	1	10/21/2013	10/22/2013	EV	Y	Y	Y	LOST	191
64	WAZIR-S	WANA	FT/65/13/005	F	12	4/25/2013	1	6/19/2013	6/20/2013	NVI	UK	N	UK	LOST	350
65	WAZIR-S	WANA	FT/65/13/010	F	23	9/21/2013	5	9/27/2013		NVI	Y	N	UK	LOST	201

€ Based on recall of parents

\* Afp.rec Data as of 10-04-2014

60 days Follow-up not done

FUP = Residual Weakness at 60 days follow up.