



**World Health
Organization**

Weekly AFP Surveillance Update Pakistan

Week 46 (*Ended on 16th November, 2013*)

AFP Surveillance



National Surveillance Cell Federal EPI

World Health Organization Country Office,
Chak Shahzad, Park Road,
Islamabad, Pakistan

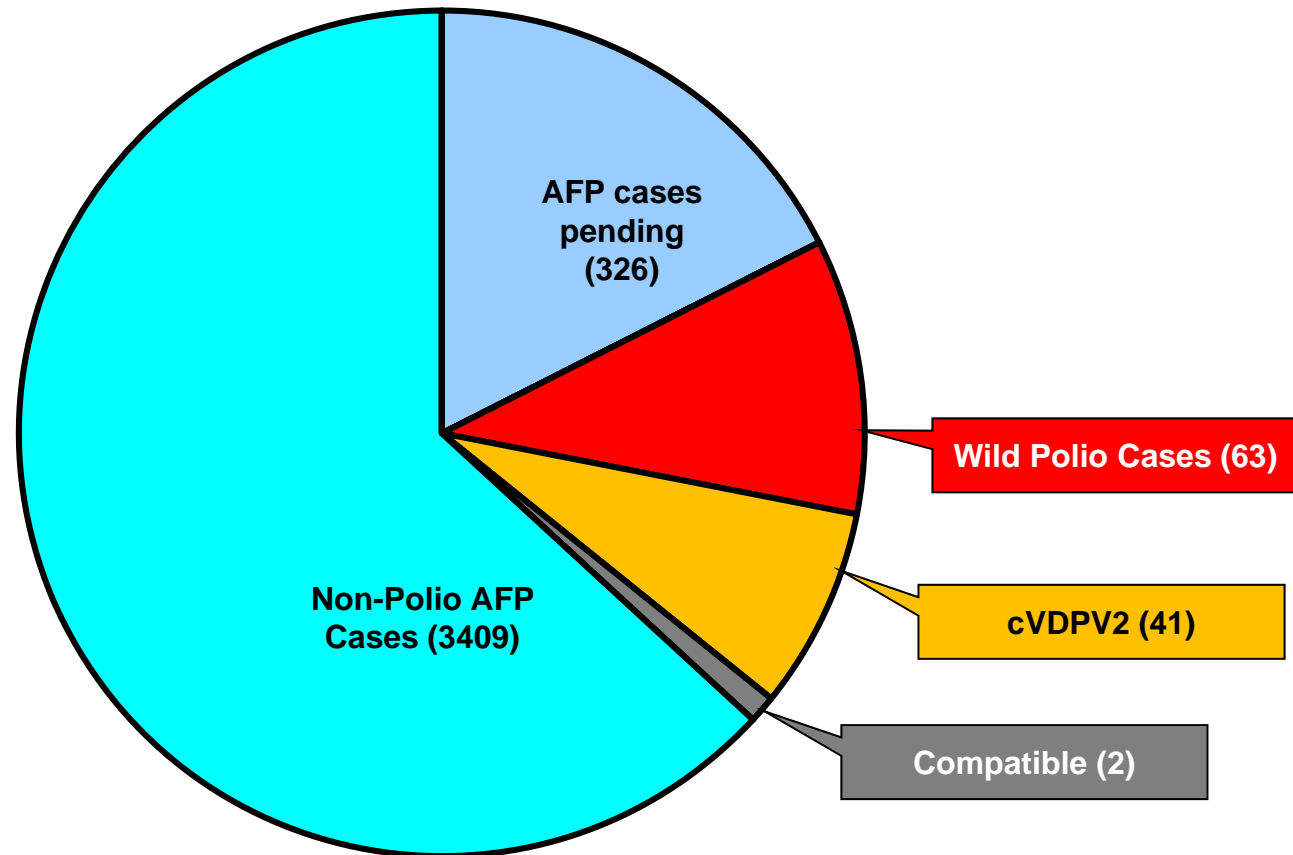
Tel: +92-51 9255123 / 9255282 /9255184

Fax: +92-51 9255274

Email: epidata@pak.emro.who.int

Web site: www.whopak.org

AFP Case Profile, 2013*



Total AFP Cases Reported = 3841

**^126 Inadequate cases pending classification by ERC;
^89 Inadequate cases not due for FUP
^111 Pending in the Lab**

Point in Time Comparison of polio cases by province/region 2012[§] & 2013*

Region/ Province	No. of polio cases		No. of infected districts/towns		Last polio case
	2012	2013	2012	2013	
Khyber Pakhtunkhwa	25	9	13	6	24-Sep-13
FATA / FR Areas	20	43	6	4	16-Oct-13
Sindh	4	5	4	4	03-Oct-13
Balochistan	4	-	2	-	02-Oct-12
Punjab	2	6	2	5	21-Oct-13
Gilgit-Baltistan	1	-	1	-	06-Aug-12
Pakistan	56	63	28	19	21-Oct-13

Six additional districts/town declared infected based on environmental samples in 2013

Total polio cases of 2012 are 58

* Afp.rec Data as of 18-11-2013

§Based on date of onset

Table 1: List of Confirmed Polio Cases, Pakistan 2013* (1/3)

S.NO.	PROVINCE/ REGION	DISTRICT	TEHSIL	EPID NO.	SEX	AGE (m)	DATE ONSET OF PARALYSIS	NO. OPV DOSES (based on parents recall)		FEVER	Asymmetric Paralysis	Rapid Progression	REFUSAL	WPV TYPE	GENETICS
								Route	SIA's						Cluster
1	SINDH	BIN QASIM	BIN QASIM	SD/62/13/001	M	24	14-Jan-13	0	0	N	Y	Y	Y	NSL1	R4B
2	KP	BANNU	BANNU	NW/61/13/002	M	13	26-Jan-13	0	0	Y	N	Y	Y	NSL1	R4B
3	PUNJAB	MIWANWALI	ISAKHEL	PB/43/13/005	F	36	07-Feb-13	3	7+	Y	N	Y	N	NSL1	R4B
4	KP	MALAKAND	DARGAI	NW/20/13/006	F	3	08-Feb-13	2	2	Y	N	Y	N	NSL1	R4B
5	KP	MARDAN	MARDAN	NW/40/13/009	M	30	12-Feb-13	3	7+	Y	N	Y	N	NSL1	R4B
6	SINDH	DADU	MEHAR	SD/24/13/006	F	15	22-Mar-13	0	2	Y	N	Y	N	NSL1	R2B
7	KP	MARDAN	MARDAN	NW/40/13/026	M	8	22-Apr-13	0	0	Y	Y	Y	Y	NSL1	R4B
8	FATA	KHYBER\$	BARA	FT/34/13/008	M	10	24-Apr-13	2	4	Y	Y	N	N	NSL1	R4B
9	FATA	FR BANNU	FR BANNU	FT/69/13/001	M	16	03-May-13	0	3	Y	Y	Y	Y	NSL1	R4B
10	FATA	KHYBER\$	BARA	FT/34/13/010	M	8	10-May-13	0	0	Y	Y	Y	N	NSL1	R4B
11	FATA	KHYBER\$	BARA	FT/34/13/013	M	24	11-May-13	2	3	Y	N	Y	N	NSL1	R4B
12	FATA	KHYBER\$	BARA	FT/34/13/011	M	23	14-May-13	0	2	Y	Y	Y	N	NSL1	R4B
13	FATA	KHYBER\$	BARA	FT/34/13/012	M	4	16-May-13	0	0	Y	N	Y	N	NSL1	R4B
14	FATA	FR BANNU	FR BANNU	FT/69/13/002	F	22	19-May-13	0	7+	Y	N	Y	N	NSL1	R4B
15	FATA	KHYBER\$	BARA	FT/34/13/014	M	30	20-May-13	0	0	Y	N	Y	N	NSL1	R4A
16	FATA	WAZIR-N\$	MIR ALI	FT/64/13/010	M	9	24-May-13	0	0	Y	Y	Y	N	NSL1	R4B
17	PUNJAB	MBDIN	MALIKWAL	PB/24/13/013	F	96	26-May-13	3	7+	Y	Y	Y	N	NSL1	R4B
18	FATA	KHYBER\$	BARA	FT/34/13/015	M	15	06-June-13	0	0	Y	Y	Y	N	NSL1	R4B
19	FATA	WAZIR-N\$	MIR ALI	FT/64/13/014	F	11	15-June-13	0	0	Y	Y	Y	N	NSL1	R4B
20	FATA	KHYBER\$	BARA	FT/34/13/019	F	12	23-June-13	0	0	Y	N	Y	N	NSL1	R4B
21	KP	PESHAWAR	PESHAWAR	KP/30/13/042	M	12	30-June-13	0	0	Y	N	Y	Y	NSL1	R4B
22	FATA	KHYBER\$	BARA	FT/34/13/020	F	12	03-July-13	0	0	N	N	Y	N	NSL1	R4B

\$ Security compromised area

* Afp.rec Data as of 14-11-2013

Table 1.1: List of Confirmed Polio Cases, Pakistan 2013* (2/3)

S.NO.	PROVINCE/ REGION	DISTRICT	TEHSIL	EPID NO.	SEX	AGE (m)	DATE ONSET OF PARALYSIS	NO. OPV DOSES (based on parents recall)		FEVER	Asymmetric Paralysis	Rapid Progression	REFUSAL	WPV TYPE	GENETICS
								Route	SIAs						Cluster
23	SINDH	KHIGADDAP	GADDAP	SD/63/13/015	F	12	09-July-13	3	6	Y	Y	Y	N	NSL1	R4B
24	FATA	WAZIR-N\$	MIRAN SHAH	FT/64/13/018	F	18	13-July-13	0	0	Y	Y	Y	N	NSL1	R4B
25	FATA	FR BANNU	FR BANNU	FT/69/13/006	M	18	27-July-13	0	7+	Y	N	Y	N	NSL1	R4B
26	FATA	WAZIR-N\$	MIR ALI	FT/64/13/032	F	21	05-Aug-13	0	0	Y	Y	Y	N	NSL1	R4B
27	FATA	WAZIR-N\$	RAZMAK	FT/64/13/033	M	11	11-Aug-13	0	0	Y	Y	Y	N	NSL1	R4B
28	KP	KOHAT	KOHAT	KP/50/13/017	F	10	19-Aug-13	0	5	Y	Y	Y	N	NSL1	R4B
29	FATA	WAZIR-N\$	RAZMAK	FT/64/13/044	M	8	24-Aug-13	0	0	Y	N	Y	N	NSL1	R4B
30	FATA	FR DIKHAN	FR DIKHAN	FT/68/13/001	M	36	26-Aug-13	1	1	Y	N	Y	N	NSL1	R4B
31	FATA	KHYBER\$	BARA	FT/34/13/027	F	13	30-Aug-13	0	2	Y	Y	Y	N	NSL1	R4A
32	FATA	KHYBER\$	LANDI KOTAL	FT/34/13/028	M	18	30-Aug-13	0	0	Y	Y	Y	N	NSL1	R4A
33	KP	PESHAWAR	PESHAWAR	KP/30/13/068	M	6	31-Aug-13	0	0	Y	Y	Y	N	NSL1	R4B
34	FATA	WAZIR-N\$	MIR ALI	FT/64/13/050	F	13	01-Sep-13	0	0	Y	Y	Y	N	NSL1	R4B
35	FATA	WAZIR-N\$	MIRAN SHAH	FT/64/13/051	F	11	05-Sep-13	0	0	Y	Y	Y	N	NSL1	R4B
36	FATA	KHYBER\$	LANDI KOTAL	FT/34/13/032	F	8	05-Sep-13	0	4	Y	Y	Y	N	NSL1	R4A
37	FATA	WAZIR-N\$	RAZMAK	FT/64/13/053	F	17	06-Sep-13	0	0	Y	Y	Y	N	NSL1	R4B
38	FATA	WAZIR-N\$	MIR ALI	FT/64/13/055	F	7	08-Sep-13	1	0	Y	Y	Y	N	NSL1	R4B
39	KP	SWABI	SWABI	KP/41/13/037	F	2	10-Sep-13	0	0	Y	Y	Y	N	NSL1	R4B
40	FATA	KHYBER\$	BARA	FT/34/13/029	M	11	10-Sep-13	3	7+	Y	Y	Y	N	NSL1	R4B
41	FATA	WAZIR-N\$	MIR ALI	FT/64/13/056	M	10	10-Sep-13	3	0	Y	Y	Y	N	NSL1	R4B
42	SINDH	KHIGADAP	GADAP	SD/63/13/022	M	12	19-Sep-13	0	6^	Y	Y	Y	N	NSL1	R4B
43	FATA	WAZIR-N\$	MIR ALI	FT/64/13/068	F	16	20-Sep-13	0	0	Y	Y	Y	N	NSL1	R4B
44	FATA	WAZIR-N\$	MIR ALI	FT/64/13/069	F	12	20-Sep-13	0	0	Y	Y	Y	N	NSL1	R4B

\$ Security compromised area

^Under investigation

* Afp.rec Data as of 14-11-2013

Table 1.2: List of Confirmed Polio Cases, Pakistan 2013* (3/3)

S.NO.	PROVINCE/ REGION	DISTRICT	TEHSIL	EPID NO.	SEX	AGE (m)	DATE ONSET OF PARALYSIS	NO. OPV DOSES (based on parents recall)		FEVER	Asymmetric Paralysis	Rapid Progression	REFUSAL	W/PV TYPE	GENETICS
								Route	SIAs						Cluster
45	FATA	FR BANNU	FR BANNU	FT/69/13/013	F	12	22-Sep-13	0	0	Y	Y	Y	N	NSL1	R4B
46	FATA	KHYBER\$	BARA	FT/34/13/030	M	15	24-Sep-13	3	0	Y	Y	Y	N	NSL1	R4B
47	FATA	KHYBER\$	BARA	FT/34/13/033	M	30	26-Sep-13	3	3	Y	Y	Y	N	NSL1	R4A
48	FATA	WAZIR-N\$	MIR ALI	FT/64/13/071	M	8	26-Sep-13	0	0	Y	Y	Y	N	NSL1	R4B
49	PUNJAB	SHEIKUPURA	MURIDKE	PB/33/13/057	M	12	26-Sep-13	0	2	Y	N	Y	N	NSL1	R4B
50	FATA	FR BANNU	FR BANNU	FT/69/13/016	F	24	28-Sep-13	0	0	Y	Y	Y	N	NSL1	R4B
51	FATA	WAZIR-N\$	MIR ALI	FT/64/13/074	F	37	28-Sep-13	0	0	Y	Y	Y	N	NSL1	R4B
52	FATA	FR BANNU	FR BANNU	FT/69/13/017	M	11	01-Oct-13	0	0	Y	Y	Y	N	NSL1	R4B
53	FATA	KHYBER\$	LANDI KOTAL	FT/34/13/036	M	12	05-Oct-13	0	7^	Y	Y	Y	N	NSL1	R4B
54	FATA	WAZIR-N\$	RAZMAK	FT/64/13/083	M	15	11-Oct-13	0	0	Y	Y	Y	N	NSL1	R4B
55	KP	PESHAWAR	PESHAWAR	KP/30/13/079	M	8	24-Sep-13	3	7^	Y	N	Y	N	NSL1	R4B
56	FATA	WAZIR-N\$	MIR ALI	FT/64/13/087	F	13	14-Oct-13	0	0	Y	Y	Y	N	NSL1	R4B
57	FATA	WAZIR-N\$	MIR ALI	FT/64/13/086	M	15	16-Oct-13	0	0	Y	Y	Y	N	NSL1	R4B
58	PUNJAB	TTSINGH	KAMALIA	PB/52/13/045	M	9	09-Oct-13	3	4	Y	N	Y	N	NSL1	R4B
59	PUNJAB	TTSINGH	KAMALIA	PB/52/13/046	F	13	21-Oct-13	1	5	Y	Y	Y	N	NSL1	
60	FATA	WAZIR-N\$	MIR ALI	FT/64/13/084	F	18	09-Oct-13	0	0	Y	Y	Y	N	NSL1	
61	FATA	KHYBER\$	BARA	FT/34/13/040	M	9	15-Oct-13	0	0	Y	Y	Y	N	NSL1	
62	PUNJAB	SAHIWAL	SAHIWAL	PB/65/13/047	M	15	21-Oct-13	3	6	Y	N	Y	N	NSL1	
63	SINDH	KASHMORE	TANGWANI	SD/54/13/010	F	10	03-Oct-13	2	5	N	N	N	N	NSL1	

\$ Security compromised area

New Case

^Under investigation

* Afp.rec Data as of 18-11-2013

Table 2: LAB Update 2013*

Month of Onset	AFP Cases	No virus isolated	Cases Under Process		Isolated Viruses from stools						
			Culture	ITD	Vaccine viruses		NPEV		Wild	Results within 14 days	
	n	n	n	n	n	%	n	%	n	n	%
January	333	275	0	0	19	6	37	11%	2	333	100%
February	330	285	0	0	16	5	26	8%	3	330	100%
March	308	248	0	0	7	2	52	17%	1	308	100%
April	352	244	0	0	22	6	84	24%	2	352	100%
May	419	304	0	0	15	4	91	22%	9	419	100%
June	469	326	0	0	21	4	118	25%	4	469	100%
July	391	239	0	0	13	3	135	35%	4	391	100%
August	459	292	0	0	24	5	135	29%	8	459	100%
September	463	295	1	0	31	7	118	25%	19	463	100%
October	389	267	31	5	22	6	51	13%	11	351	90%
November	62	7	55	0	0	0	0	0%	0	7	11%
Pakistan	3975	2782	87	5	190	5	847	21%	63	3882	98%

* Data as of 14-11-2013

Table 3: Urgent / ITD Pending Cases (1/1)

S. #	District	Tehsil	Basic information							OPV doses				Urgent		Prov Diagnosis	Lab update			Remarks
			Union council	Epid number	Date of Onset	Age (M)	Sex	Date of 1st stool	Stool Adeq	Ri	SIA's	Last 6 SIA's	Last dose	By Field	By NSC%		Lab No.	Days Inoc	Culture update	
Isolates pending for ITSD																				
1	WAZIR-N	MIRAN SHAH	ZOI SAIDGI 1	FT/64/13/093	25-Oct-13	24	M	29-Oct-13	Y	0	0	0		Y	Y	POLIO/INI TRAUMA	5019	7	L20B+	
2	WAZIR-N	MIRAN SHAH	MAMI ROGHA	FT/64/13/095	25-Oct-13	9	F	30-Oct-13	Y	0	0	0		Y	Y	POLIO	5017	7	L20B+	
3	WAZIR-N	MIR ALI	SHOGI	FT/64/13/096	27-Oct-13	24	F	31-Oct-13	Y	0	1	0		Y	Y	POLIO / GBS	5043	7	P2	Discordant U
4	PESHAWAR	PESHAWAR	MATHRA	KP/30/13/088	26-Oct-13	9	F	03-Nov-13	#	0	7+	6	06-Oct-13	Y	N	POLIO	5047	7	L20B+	
5	LAHORE	RAVI TOWN	6	PB/31/13/103	26-Oct-13	28	M	02-Nov-13	Y	3	7+	6	02-Oct-13	N		GBS	5026	7	L20B+	
Reported urgent (by field / NSC% criteria)																				
6	FR BANNU *	#	#	FT/69/13/023	04-Nov-13	14	M	07-Nov-13	#	#	#	#		Y	#		5148	5	UP	
7	KHYBER *	BARA	ABDULLAH JAN	FT/34/13/043	17-Oct-13	36	F	08-Nov-13	N	0	1	1	25-Sep-13	Y	Y	INI NEURITIS/SUSPECTED	5131	5	UP	
8	WAZIR-N *	MIRAN SHAH	HAMZONI-2	FT/64/13/098	28-Oct-13	13	M	04-Nov-13	N	0	0	0		Y	Y	SUSPECTED POLIO	5091	9	UP	
9	WAZIR-N *	#	#	FT/64/13/099	31-Oct-13	9	F	05-Nov-13	#	#	#	#		Y	#		5089	9	UP	
10	WAZIR-N *	#	#	FT/64/13/100	02-Nov-13	11	M	07-Nov-13	#	#	#	#		Y	#		5122	5	UP	
11	WAZIR-N *	#	#	FT/64/13/101	20-Oct-13	10	F	07-Nov-13	#	#	#	#		Y	#		5147	5	UP	
12	SWABI *	#	#	KP/41/13/045	27-Oct-13	6	F	06-Nov-13	#	#	#	#	02-Oct-13	Y	#		5121	5	UP	
13	DGKHAN *	DGKHAN	CHOTI BALA	PB/81/13/101	01-Nov-13	5	M	07-Nov-13	Y	0	3	3	09-Oct-13	Y	Y	TRAUMATIC NEURITIS	5156	5	UP	
14	KHIBALDIA *	BALDIA	7	SD/61/13/011	09-Nov-13	4	F	11-Nov-13	N	0	0	0		Y	Y	PARAPLEGIA/POLIO	5165	5	UP	

* New addition § New results #Data not available Y NSC Criteria = Fever, Rapid Progress, Age < 48 months and OPV Doses < 7 UP = Under process
 Urgent (Field/NSC) / Inadequate specimens / Age 12-35 months / Zero OPV dose UPending for genomic sequencing

Summary of Laboratory data for Environmental Surveillance- Pakistan (Jan 2011 to date)

Report for Epidemiological week= 45 (03 Nov – 09 Nov, 2013)



- Wild poliovirus type 1 (WPV1)
- Wild poliovirus type 3 (WPV3)
- ■ Mixture WPV1 & WPV3
- No WPV Isolated
- Under process
- Scheduled sampling, sample not collected
- No sampling scheduled
- Mixture WPV1 & VDPV type 2

SUMMARY

Total Sites = 23

Total Samples Collected (2011-2012-2013) = 675

Total Samples with results available = 663

Total samples positive for Wild PV (2011-2012-2013) = **265** (136+88+41) (WPV1= 265)

Samples Positive for VDPV = 1 (Type 2 VDPV from KHI-Gadaap)

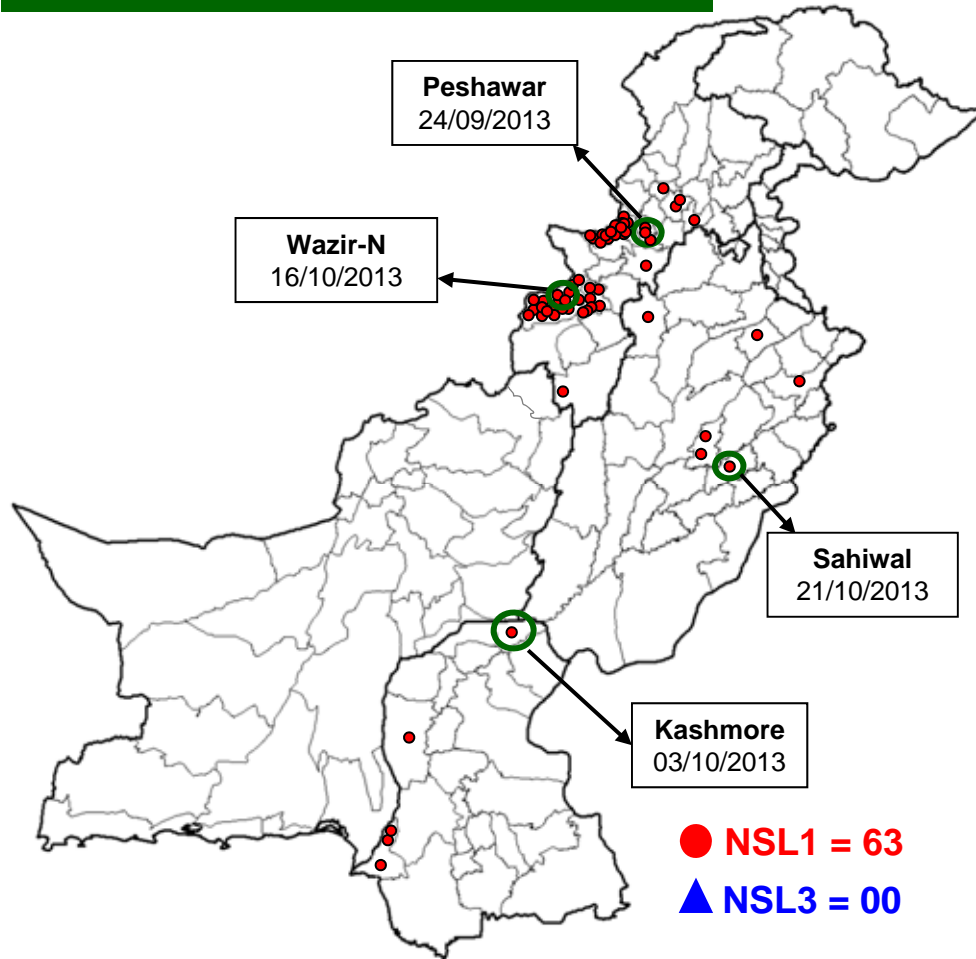
*Comparison environmental sampling results 2012-13**

DISTRICT	2012			2013			Last isolate
	TOTAL	WILD		TOTAL	WILD		
	n	n	%	n	n	%	
LAHORE	31	16	52%	54		0%	20-Nov-12
MULTAN	31	4	13%	31	1	3%	18-Sep-13
RAWALPINDI	10	7	70%	10	4	40%	24-Sep-13
FAISALABAD	5	1	20%	32	1	3%	03-Jan-13
KHIGIQBAL	21	4	19%	22	3	14%	09-Oct-13
KHIGADAP	20	14	70%	28	9	32%	22-Oct-13
KHIBALDIA	21	1	5%	21		0%	10-Jul-12
SUKKUR	13	7	54%	22		0%	05-Sep-12
HYDERABAD	5	5	100%	10	7	70%	12-Aug-13
PESHAWAR	21	17	81%	21	17	81%	24-Oct-13
QUETTA	22	2	9%	29	1	3%	20-Feb-13
PAKISTAN	200	78	39%	280	43	15%	24-Oct-13

Data source Polio RRL

Map1: Distribution of Wild Polio cases Pakistan 2013*

Districts/ Towns with Wild Polio cases = 19



Province/ Country	Date of Last Case		Number of cases 2013	
	P1	P3	P1	P3
PUNJAB	Oct, 2013	Jun, 2010	6	-
SINDH	Oct, 2013	Jan, 2010	5	-
KHYBER- PAKHTUNKHWA	Sep, 2013	Oct, 2010	9	-
FATA	Oct, 2013	Apr, 2012	43	-
BALUCHISTAN	Oct, 2012	Apr, 2010	-	-
AJK	-	Jun, 2000	-	-
GILGIT-BALTISTAN	Aug, 2012	-	-	-
ISLAMABAD	Sep, 2008	Sep, 2008	-	-
PAKISTAN	Oct, 2013	Apr, 2012	63	-

○ District with last polio case in province

Cases randomly placed
in districts

— Provincial Boundary
— Districts Boundary

* Afp.rec Data as of 14-11-2013

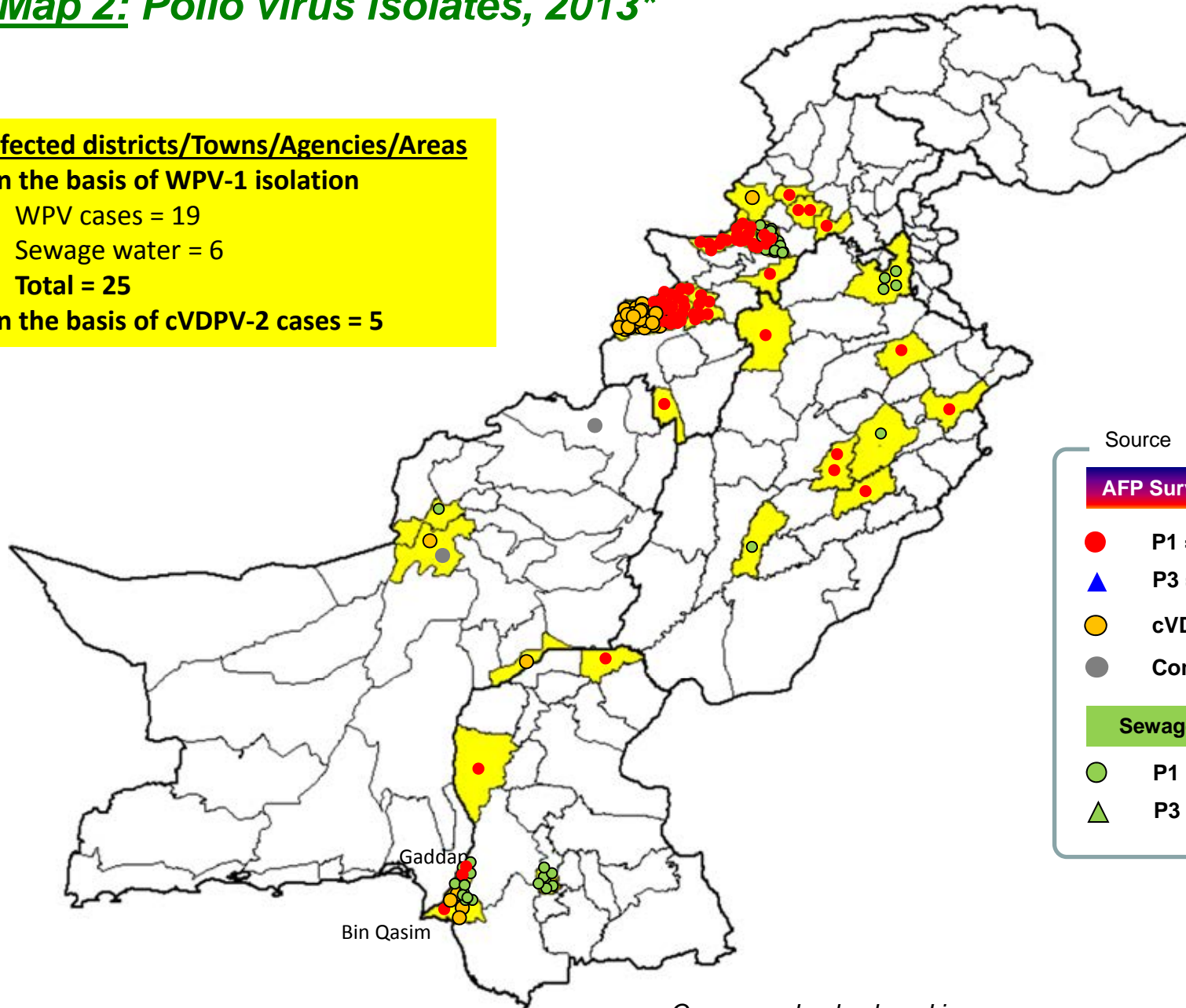
Map 2: Polio virus isolates, 2013*

Infected districts/Towns/Agencies/Areas

On the basis of WPV-1 isolation

- WPV cases = 19
- Sewage water = 6
- Total = 25

On the basis of cVDPV-2 cases = 5



Source

AFP Surveillance

- P1 = 63
- ▲ P3 = 0
- cVDPV-2 = 41
- Compatible = 2

Sewage water

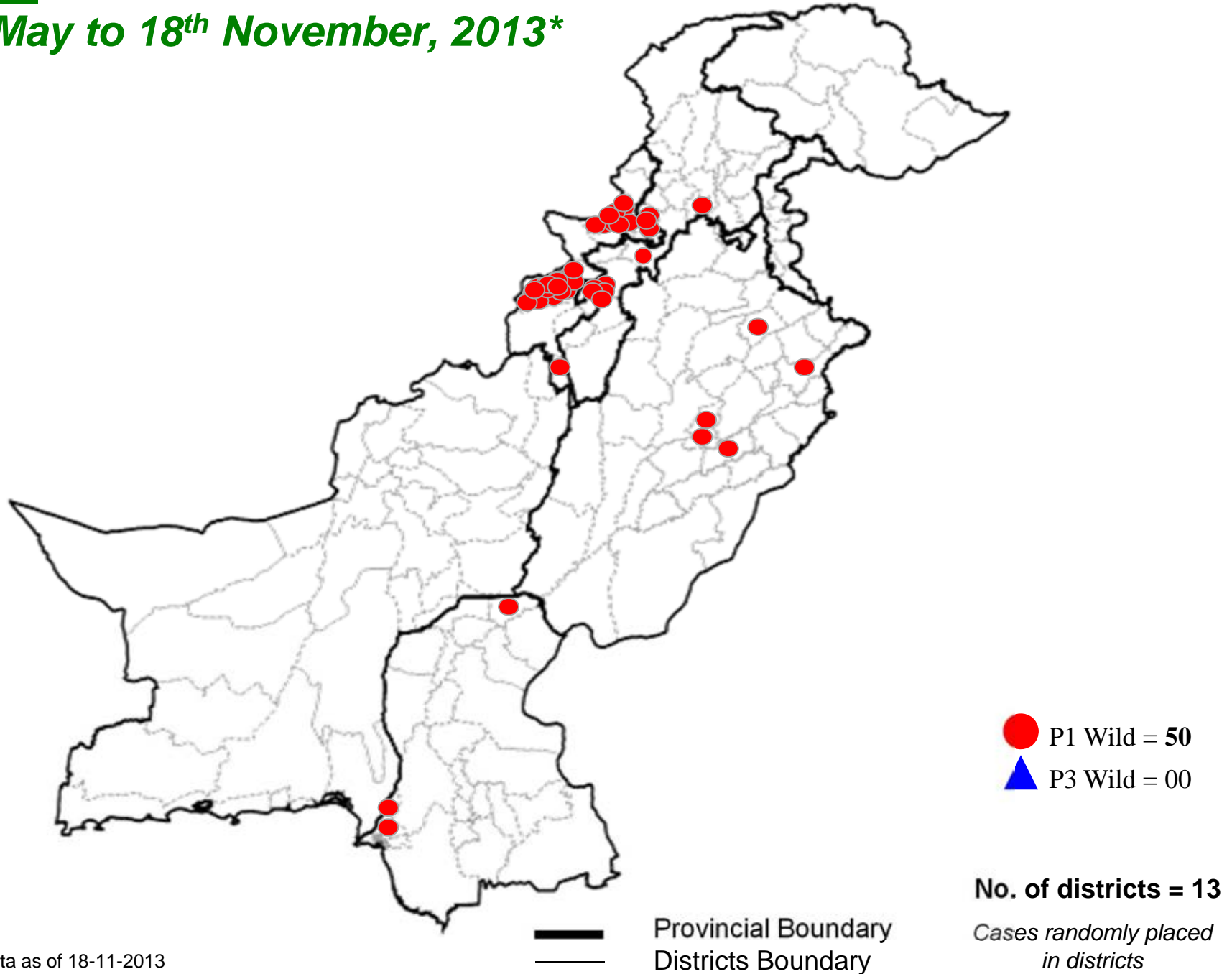
- P1 = 43
- ▲ P3 = 0

- Provincial Boundary
- Districts Boundary

* Afp.rec Data as of 14-11-2013

Cases randomly placed in districts

Map 3: Wild Polio cases in the last 6 months from 19th May to 18th November, 2013*



* Afp.rec Data as of 18-11-2013

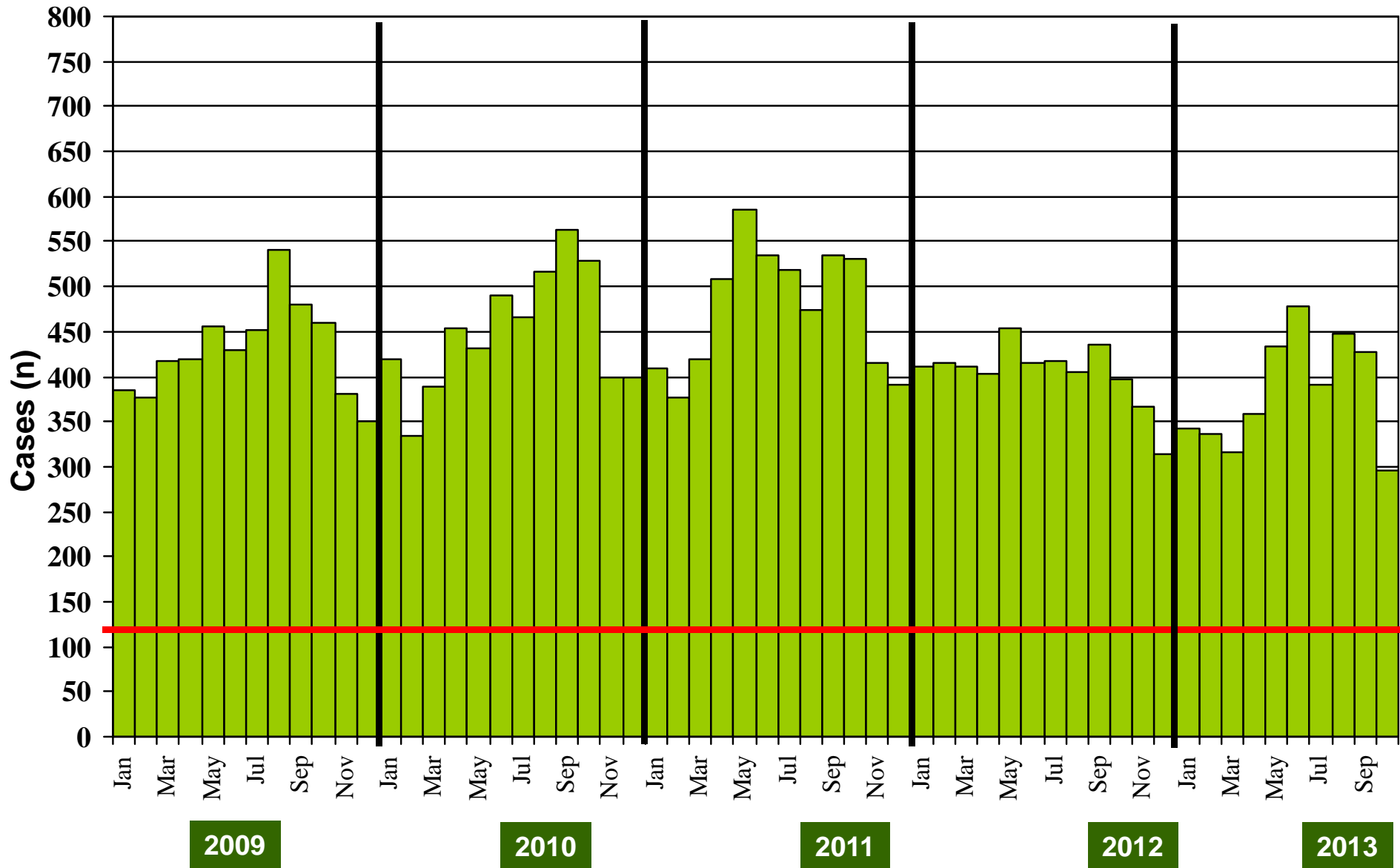
**Table 4: Distribution of AFP Cases By Week of Onset ^
Pakistan 2013* [Week number/Ending on]**

PROVINCE	W 31 03 Aug 2013	W 32 10 Aug 2013	W 33 17 Aug 2013	W 34 24 Aug 2013	W 35 31 Aug 2013	W 36 07 Sep 2013	W 37 14 Sep 2013	W 38 21 Sep 2013	W 39 28 Sep 2013	W 40 05 Oct 2013	W 41 12 Oct 2013	W 42 19 Oct 2013	W 43 26 Oct 2013	W 44 02 Nov 2013	W 45 09 Nov 2013
PUNJAB	53	30	52	52	43	49	49	55	53	49	25	25	44	37	17
SINDH	11	18	26	26	19	20	28	22	20	27	12	11	20	10	7
KP	20	14	25	18	26	22	15	18	17	23	16	12	18	22	2
FATA	4	14	6	12	8	13	18	11	15	16	11	7	13	9	1
BALUCHISTAN	2	3	8	9	2	1	5	5	3	4	3	2	7	4	1
AJK	0	0	2	2	2	0	1	0	0	0	0	0	1	1	2
GILGIT BILTISTAN	0	0	0	0	0	1	0	0	0	0	0	0	0	0	0
ISLAMABAD	0	0	1	0	1	0	0	0	0	1	0	0	0	0	0
PAKISTAN	90	79	120	119	101	106	116	111	108	120	67	57	103	83	30

* Afp.rec & Afplab.rec: Data as of 14-11-2013

^ MMWR Epidemiological Weeks

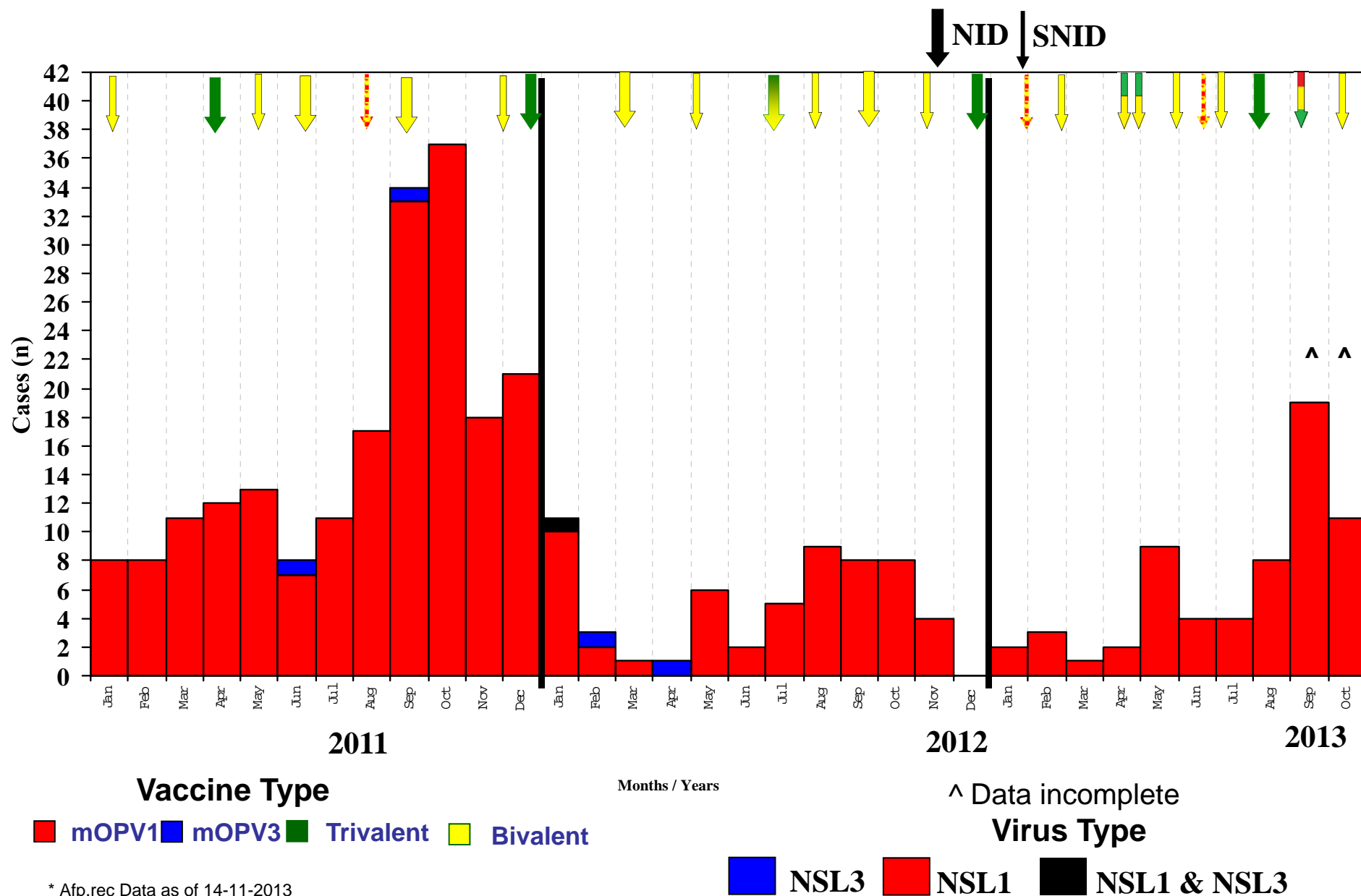
Graph 1: Distribution of AFP Cases by Month, Pakistan 2009-2013*



@ Non-polio AFP rate of 2/100,000 children < 15 years

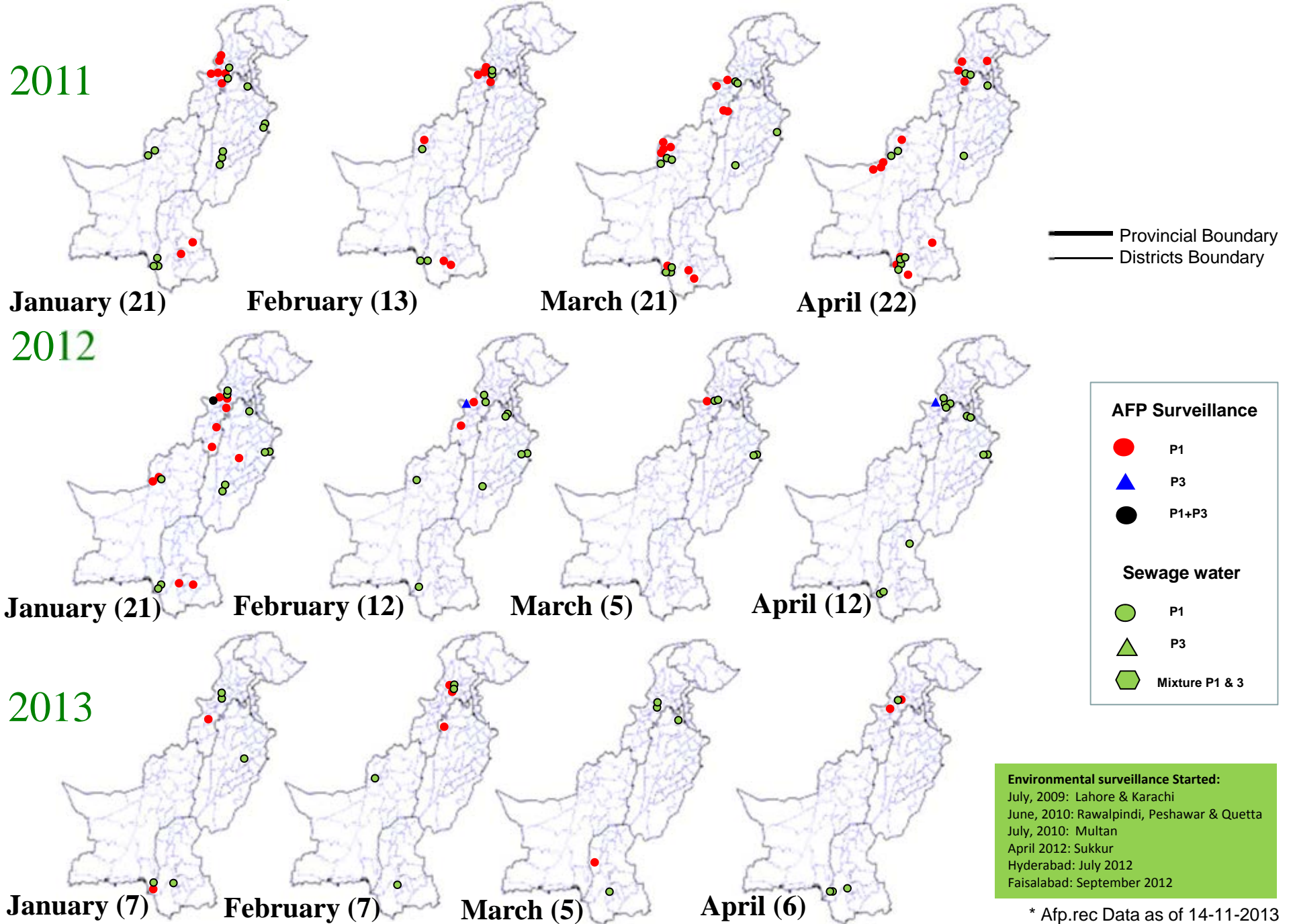
* Afp.rec Data as of 14-11-2013

Confirmed Polio Cases By Poliovirus Type, 2011-2013*



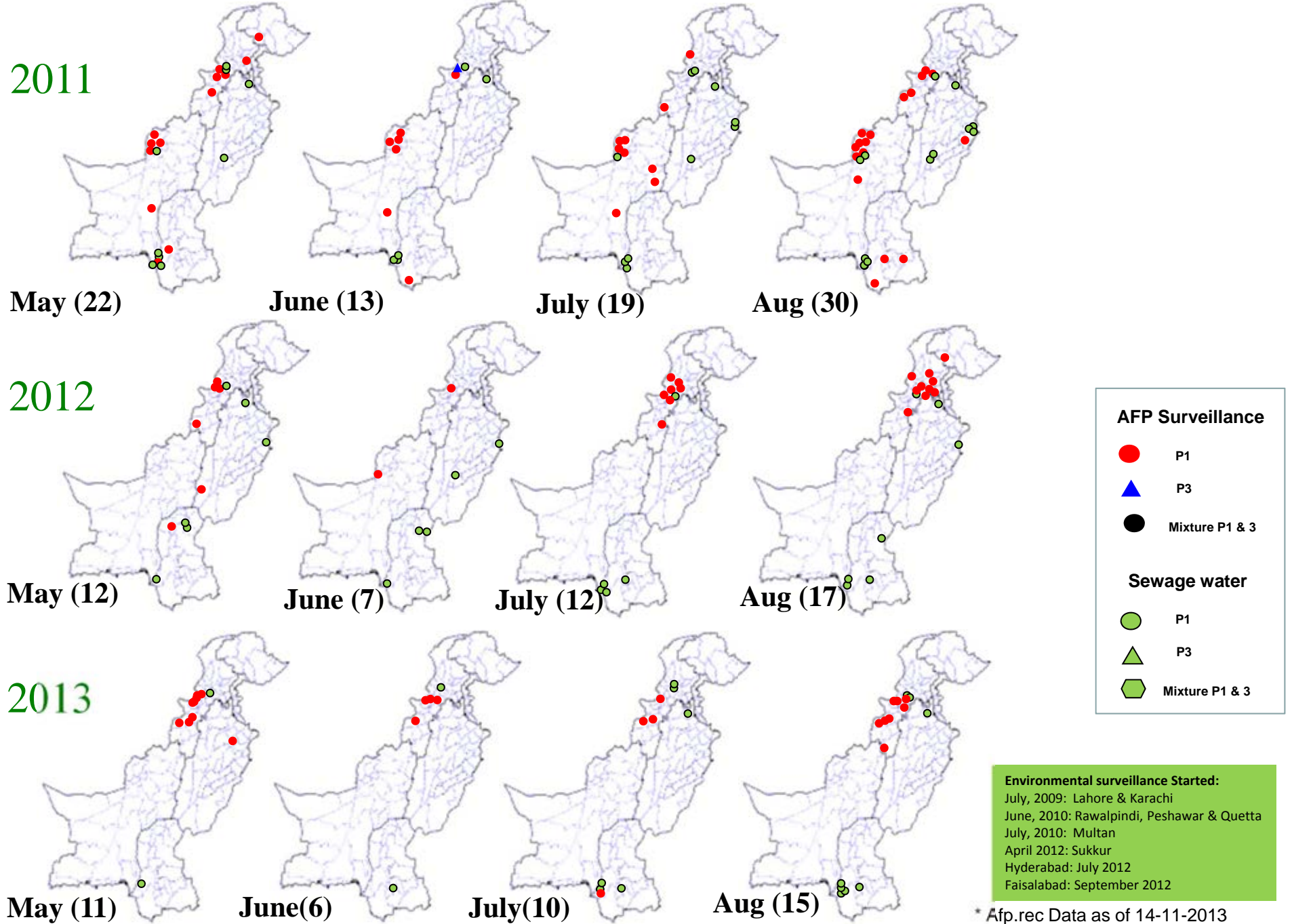
* Afp.rec Data as of 14-11-2013

Map 4: Monthly Comparison of P1 & P3 Polio Cases/Isolates 2011-2013*



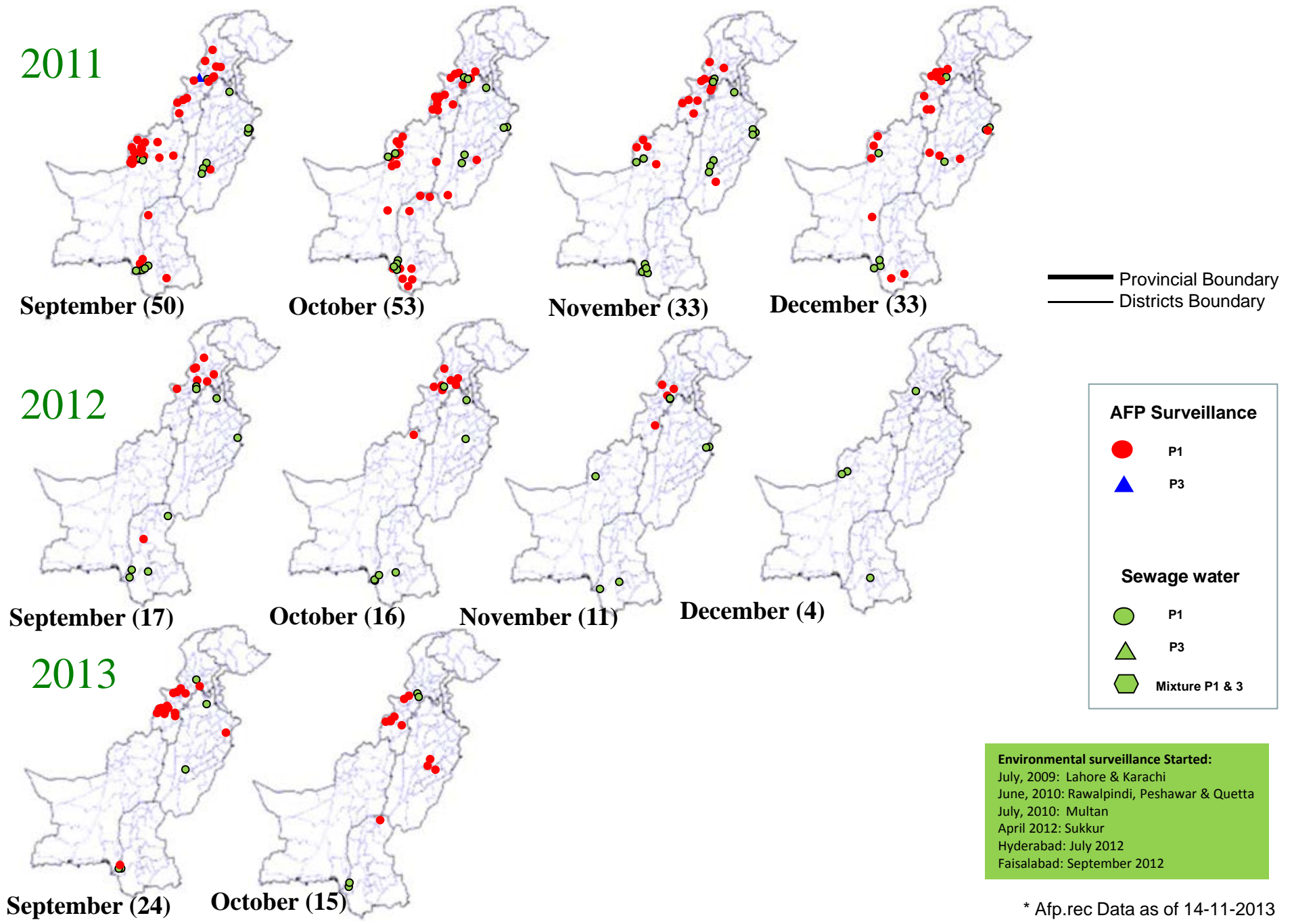
* Afp.rec Data as of 14-11-2013

Map 4.1: Monthly Comparison of P1 & P3 Polio Cases/Isolates 2011-2013*



* Afp.rec Data as of 14-11-2013

Map 4.2: Monthly Comparison of P1 & P3 Polio Cases/Isolates 2011-2013*

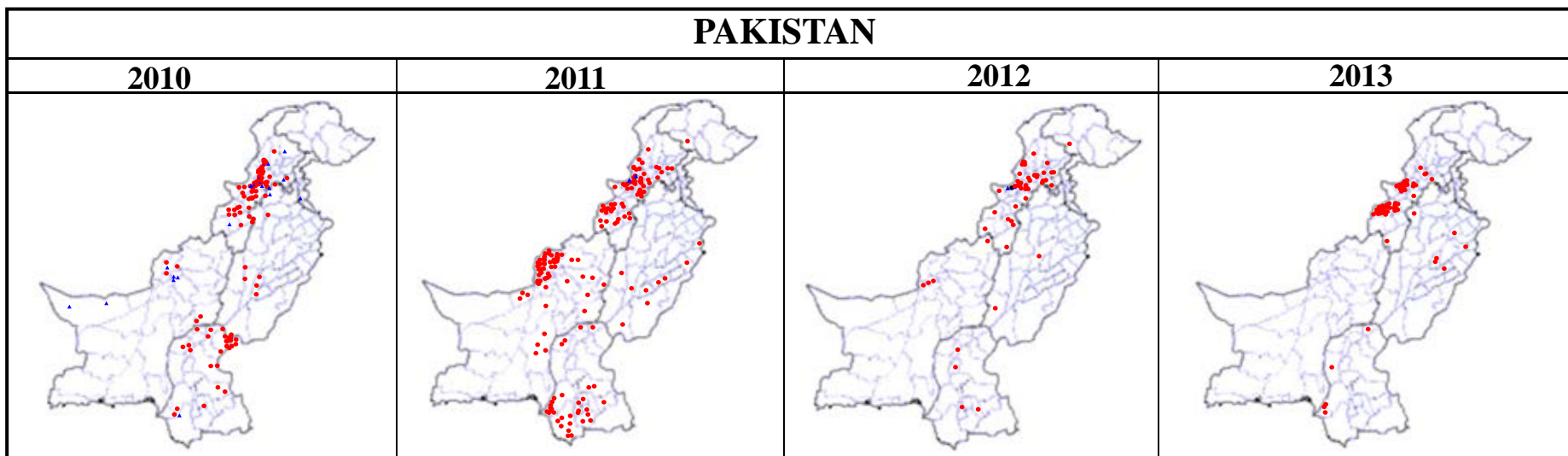


* Afp.rec Data as of 14-11-2013

Table 5: Polio Eradication Update, Pakistan 2010-2013*

Province/Region	Polio 1				Polio 3				Total Wild			
	2010	2011	2012	2013	2010	2011	2012	2013	2010	2011	2012	2013
PUNJAB	6	9	2	6	1	0	-	-	7	9	2	6
SINDH	26	33	4	5	1	0	-	-	27	33	4	5
KP	19	23	27	9	5	0	-	-	24	23	27	9
FATA^	63	57	17	43	11	2	2	-	74	59	20^	43
BALUCHISTAN	6	73	4	-	6	0	-	-	12	73	4	-
AJK	0	0	-	-	0	0	-	-	0	0	-	-
Gilgit-Baltistan	0	1	1	-	0	0	-	-	0	1	1	-
ISLAMABAD	0	0	-	-	0	0	-	-	0	0	-	-
PAKISTAN	120	196	55	63	24	2	2	-	144	198	58	63

^ FATA reported mixture of NSL1 & NSL3



* Afp.rec Data as of 14-11-2013

Table 6: Vaccination status of non polio AFP cases age 6-59 months 2010-2013*

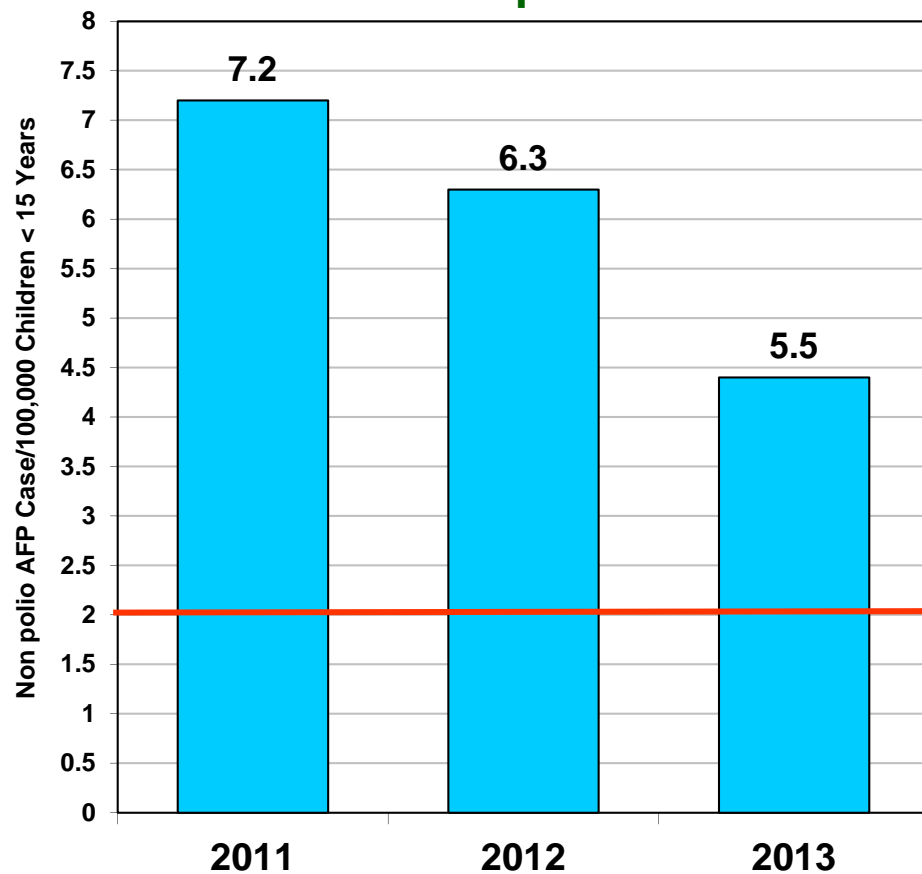
REGION	0 dose				1-2 doses				3 doses				4-6 doses				7+ doses			
	10	11	12	13	10	11	12	13	10	11	12	13	10	11	12	13	10	11	12	13
Central Punjab	0%	0%	0%	0%	1%	1%	0%	0%	1%	2%	0%	1%	7%	6%	4%	8%	91%	92%	95%	91%
North Punjab	0%	0%	0%	0%	0%	1%	0%	0%	2%	1%	0%	0%	6%	5%	4%	4%	91%	93%	96%	96%
South Punjab	0%	0%	0%	0%	1%	0%	0%	0%	0%	1%	0%	0%	5%	5%	4%	6%	94%	93%	96%	94%
PUNJAB	0%	0%	0%	0%	1%	1%	0%	0%	1%	1%	0%	0%	6%	5%	4%	6%	92%	93%	96%	93%
Karachi	2%	4%	1%	1%	0%	1%	1%	4%	3%	0%	2%	0%	7%	6%	6%	4%	88%	88%	90%	91%
North Sindh	0%	0%	0%	0%	1%	1%	0%	0%	0%	0%	1%	0%	4%	5%	4%	6%	95%	94%	94%	94%
South Sindh	0%	1%	0%	0%	1%	1%	1%	0%	1%	0%	2%	1%	9%	6%	4%	8%	89%	93%	93%	91%
SINDH	1%	1%	0%	0%	1%	1%	1%	1%	1%	0%	1%	0%	7%	6%	4%	6%	91%	92%	93%	93%
Central Khyber Pakhtunkhwa	1%	1%	2%	1%	0%	1%	1%	0%	1%	0%	0%	0%	2%	3%	2%	2%	97%	95%	95%	96%
North Khyber Pakhtunkhwa	2%	1%	2%	0%	1%	2%	2%	1%	2%	1%	2%	1%	6%	7%	9%	6%	89%	90%	85%	93%
South Khyber Pakhtunkhwa	3%	2%	2%	1%	3%	4%	1%	0%	3%	4%	1%	1%	14%	7%	9%	5%	76%	83%	87%	93%
Khyber Pakhtunkhwa	1%	1%	2%	1%	1%	2%	1%	0%	2%	1%	1%	1%	6%	5%	6%	4%	90%	91%	89%	94%
FATA	14%	14%	18%	40%	11%	10%	6%	6%	6%	5%	3%	5%	18%	11%	12%	6%	51%	61%	62%	43%
North Balochistan	12%	4%	12%	10%	0%	12%	10%	12%	4%	23%	3%	4%	12%	12%	17%	20%	72%	50%	57%	54%
Quetta Block	0%	31%	14%	9%	11%	10%	10%	9%	0%	3%	0%	0%	9%	14%	14%	12%	81%	43%	62%	70%
Rest of Balochistan	6%	7%	9%	5%	2%	2%	6%	3%	2%	5%	5%	4%	11%	10%	10%	24%	78%	76%	70%	59%
BALUCHISTAN	5%	16%	8%	6%	4%	6%	8%	6%	2%	6%	3%	4%	11%	12%	17%	17%	78%	60%	64%	65%
PAKISTAN	1%	2%	1%	2%	1%	1%	1%	1%	1%	1%	1%	1%	7%	6%	5%	6%	89%	89%	92%	89%

* Afp.rec Data as of 14-11-2013

Key Surveillance Indicators; 2011-2013*

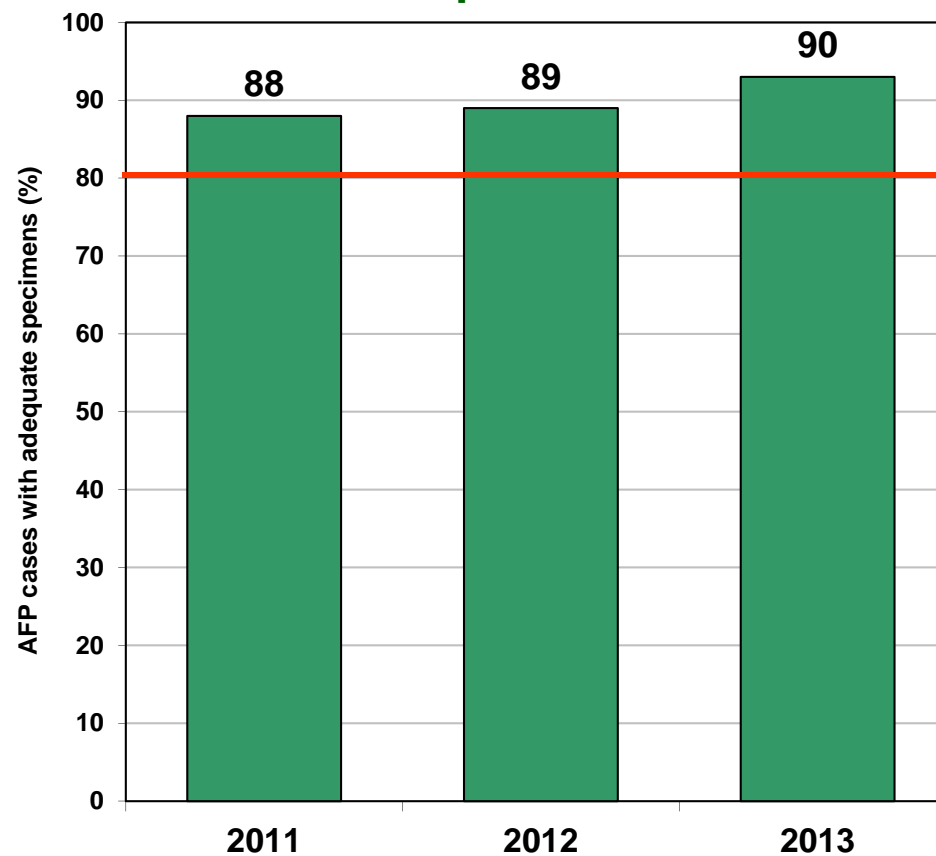
(Non polio AFP rate and % AFP cases with adequate specimens)

Graph 3



■ Non Polio AFP Rate

Graph 4



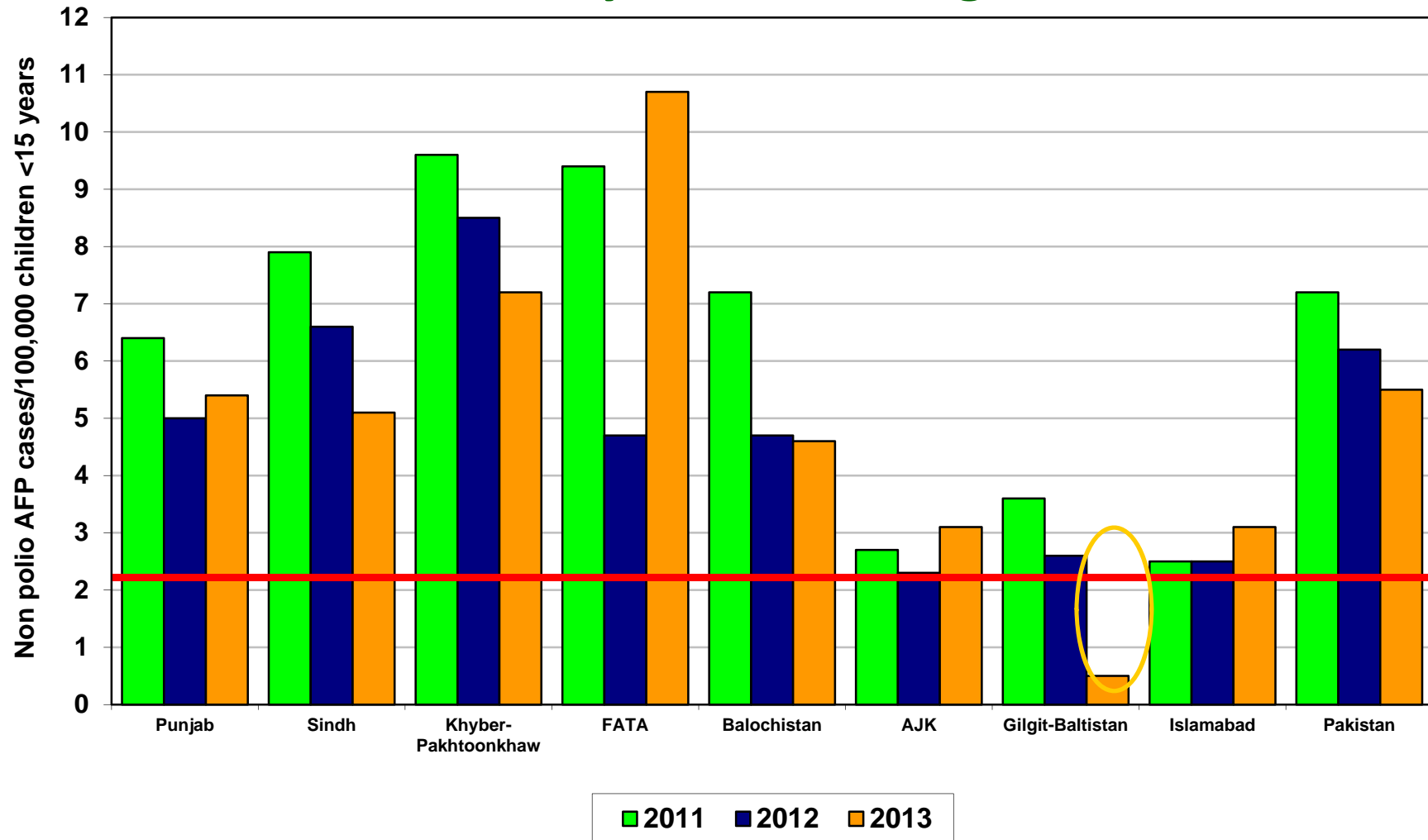
■ % AFP with Adequate Specimens

— Target

Non Polio AFP rate Up to Week No. 45 ended on 9th November, 2013

* Afp.rec Data as of 14-11-2013

Non Polio AFP Rate By Province/Regions, 2011-2013*



Non Polio AFP rate Up to Week No. 45 ended on 9th November, 2013

 Target Non-Polio AFP Rate 2/ 100000 < 15 years of the age

* Afp.rec Data as of 14-11-2013

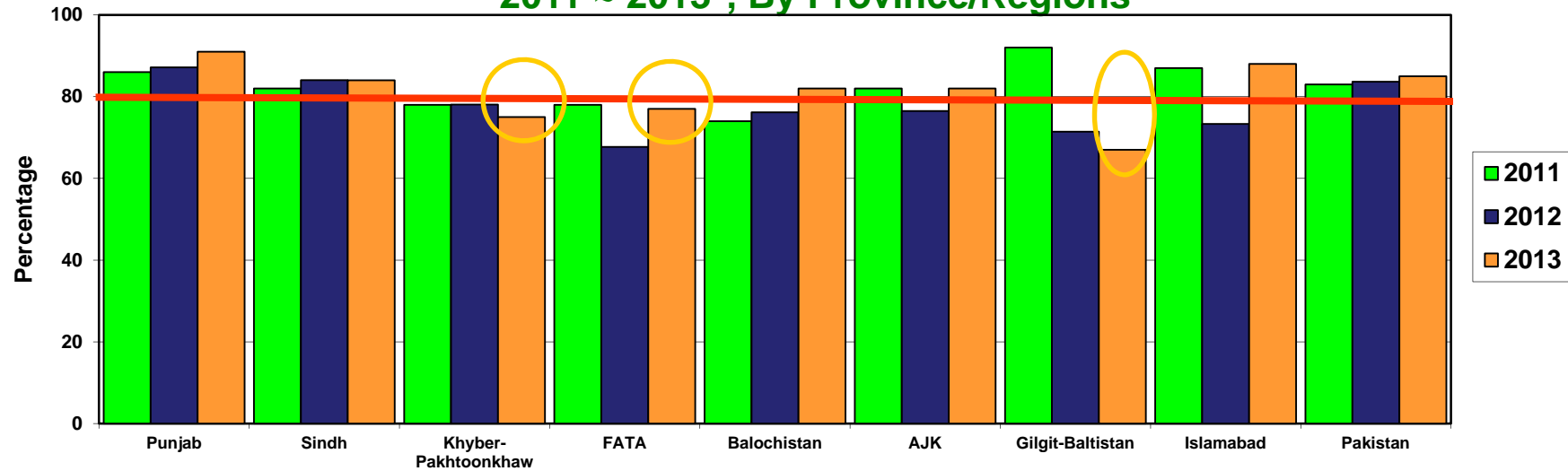
Percent AFP Cases with Adequate Specimens By Province/Regions, 2011-2013*



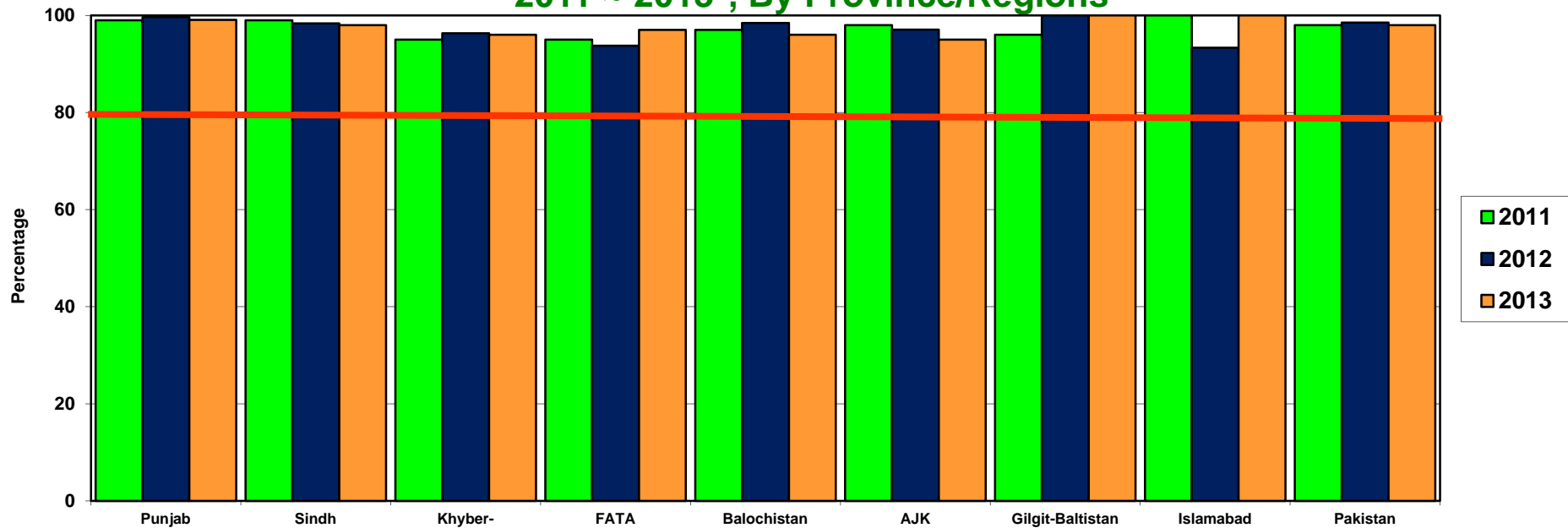
* Afp.rec Data as of 14-11-2013

Target Adequate Sample cases = 80%

**Graph 5: Percent AFP Cases Notified within 07 days of paralysis onset
2011 ~ 2013*, By Province/Regions**



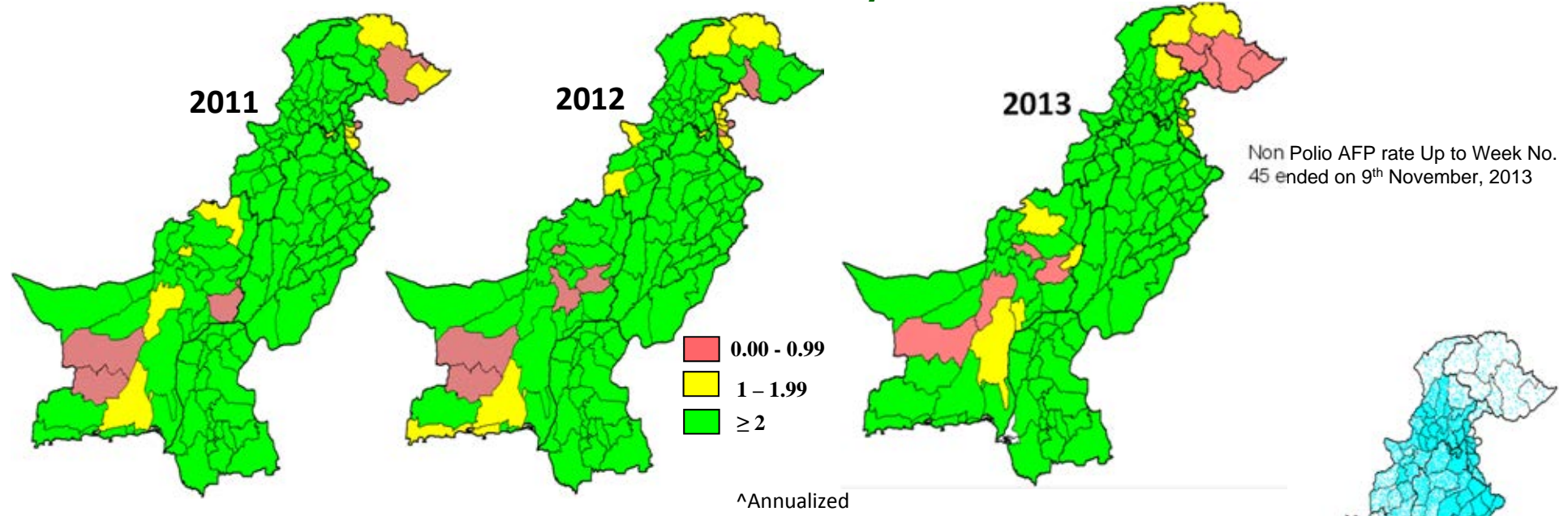
**Graph 6: Percent AFP Cases Investigated within 48 hours of notification
2011 ~ 2013*, By Province/Regions**



* Afp.rec Data as of 14-11-2013

— Target

Non-Polio^ AFP Rate by District



Percent AFP Cases with Adequate Specimens, by District

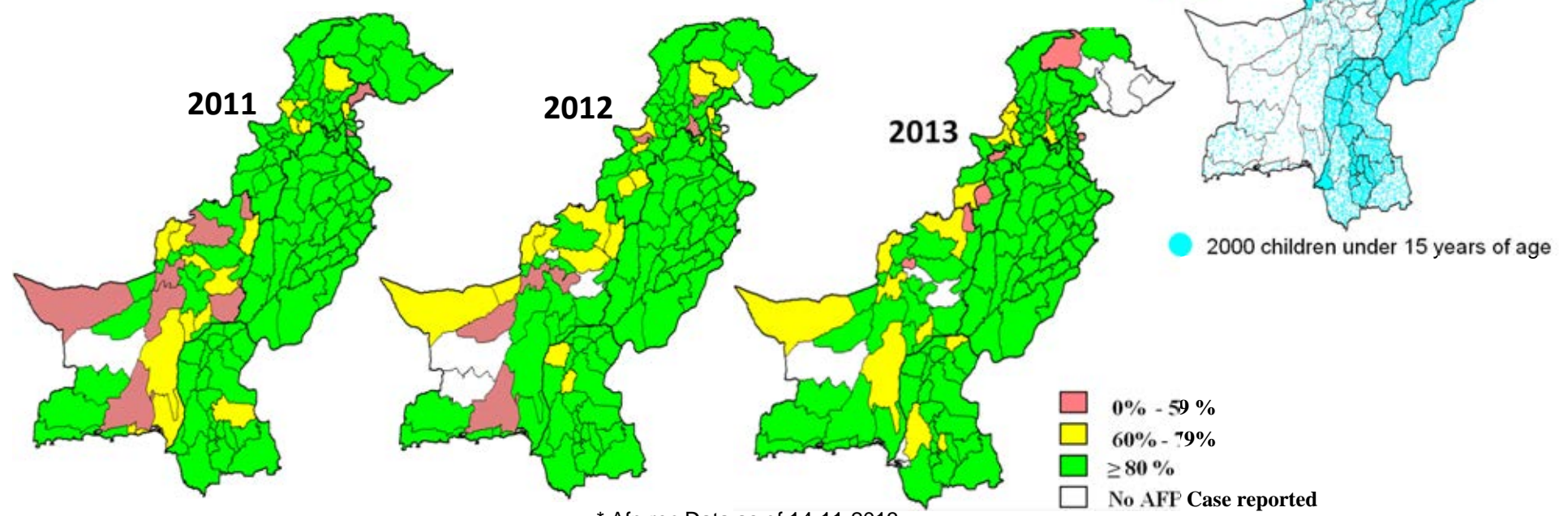


Table 7: AFP CASES PENDING FOR CLASSIFICATION WITH DATE OF ONSET MORE THAN 90 DAYS* 2013 (1/4)

S. No	DISTRICT	TEHSIL	EPID	SEX	AGE	DONSET	DOSE€	DSTOOL1	DSTOOL2	LAB	FEVER	ASVM	PROG	FUP	PEND (DAYS)
1	KARAK	KARAK	KP/51/13/005	F	13	01/01/13	7+	20130215	20130217	EV	N	Y	Y	Y	321
2	KHYBER	LANDI KOTAL	FT/34/13/003	M	84	02/10/13	7+	20130225	20130227	NVI	Y	N	Y		281
3	KHYBER	JAMRUD	FT/34/13/004	F	16	20130122	7+	03/05/13	03/06/13	EV	Y	Y	Y	Y	300
4	MARDAN	MARDAN	KP/40/13/007	M	29	20130117	7+	02/06/13	02/07/13	EV	Y	Y	Y	Y	305
5	PESHAWAR	PESHAWAR	KP/30/13/008	M	96	20130115	7+	20130226	20130227	NVI	N	N	Y	Y	307
6	SWAT	SWAT	KP/24/13/004	M	120	20130220	7+	Child Died Before Stool Collection			Y	N	Y	DIED	271
7	WAZIR-N	MIRAN SHAH	FT/64/13/001	M	96	02/08/13	6	20130213		NVI	Y	N	Y	DIED	283
8	BAHAWALPUR	HASILPUR	PB/71/13/029	F	18	20130627	7+	20130724	20130725	EV	Y	Y	Y	Y	144
9	BAHWLNAGAR	MINCHINABAD	PB/73/13/038	F	120	06/08/13	7+	20130629	07/01/13	EV	N	N	Y	Y	163
10	BAHWLNAGAR	FORTABBAS	PB/73/13/043	M	102	20130623	7+	Child Died Before Stool Collection			Y	N	Y	DIED	148
11	FAISALABAD	TANDLIAN WALA	PB/51/13/049	F	18	20130522	7+	20130627	20130628	NVI	Y	Y	UK	Y	180
12	FAISALABAD	FAISALABAD CITY	PB/51/13/061	F	144	08/01/13	7+	Child Died Before Stool Collection			N	N	Y	DIED	109
13	FAISALABAD	FAISALABAD SADAR	PB/51/13/066	M	3	20130817	3	09/01/13	09/03/13	NVI	Y	Y	Y	DIED	93
14	GUJRANWALA	KHIALI SHAHPUR	PB/21/13/055	M	96	20130614	7+	07/03/13	07/05/13	NVI	Y	Y	Y	Y	157
15	GUJRANWALA	KAMOKE	PB/21/13/090	M	96	20130625	7+	Late Notified			N	Y	Y	Y	146
16	JHELUM	SOHAWA	PB/14/13/026	M	108	20130819	7+	Child Died Before Stool Collection			N	N	Y	DIED	91
17	KHANEWAL	KABIRWALA	PB/62/13/042	F	108	20130628	7+	07/07/13		NVI	Y	N	Y	DIED	143
18	KHANEWAL	JAHANIAN	PB/62/13/047	M	120	20130629	7+	20130729	20130731	NVI	Y	N	Y	Y	142
19	KHANEWAL	KABIRWALA	PB/62/13/049	M	120	07/06/13	7+	20130828	20130829	NVI	Y	Y	Y	Y	135
20	LAHORE	NISHTAR TOWN	PB/31/13/097	F	24	08/10/13	7+	20130927	20130928	EV	N	Y	Y	Y	100
21	LAYYAH	LAYYAH	PB/84/13/024	F	72	20130728	7+	Child Died Before Stool Collection			N	N	Y	DIED	113
22	LODHRAN	LODHRAN	PB/64/13/034	M	95	07/04/13	7+	20130718	20130725	NVI	Y	N	Y	Y	137
23	LODHRAN	LODHRAN	PB/64/13/035	M	84	20130522	7+	20130714	20130715	NVI	N	N	Y	Y	180
24	MULTAN	JALALPUR PIRWALA	PB/61/13/046	M	76	20130518	7+	20130617	20130619	NVI	Y	Y	Y	Y	184
25	MULTAN	JALALPUR PIRWALA	PB/61/13/073	M	4	08/01/13	6	09/06/13	09/08/13	NVI	Y	N	Y	Y	109
26	MULTAN	MULTAN SADDAR	PB/61/13/080	F	119	20130815	7+	20130927	20130929	NVI	N	N	Y	Y	95
27	MUZFARGARH	ALIPUR	PB/83/13/076	M	2	07/08/13	1	08/10/13	08/12/13	NVI	N	Y	Y	Y	133
28	MUZFARGARH	KOT ADDU	PB/83/13/081	M	25	20130713	7+	20130822	20130824	NVI	Y	Y	Y	Y	128
29	MUZFARGARH	MUZFARGARH	PB/83/13/096	M	14	20130817	7+	10/04/13	10/05/13	VACC	Y	Y	Y	Y	93
30	NANKANASAHIB	NANKANASAHIB	PB/35/13/027	F	50	08/07/13	7+	20130928	20130929	NVI	N	N	Y	Y	103
31	OKARA	DEPALPUR	PB/34/13/031	M	24	20130527	7+	07/07/13	07/08/13	EV	N	Y	Y	Y	175
32	PAKPATTEN	PAKPATTAN	PB/66/13/018	M	156	20130725	7+	20130815	20130816	NVI	Y	Y	Y	Y	116
33	PAKPATTEN	PAKPATTAN	PB/66/13/021	M	60	20130614	7+	Late Notified			Y	Y	Y	Y	157
34	RAJANPUR	RAJANPUR	PB/82/13/036	F	6	06/03/13	5	07/07/13	07/08/13	EV	Y	Y	Y	Y	168
35	RAJANPUR	RAJANPUR	PB/82/13/046	F	12	08/07/13	6	20130829	20130830	NVI	N	N	Y	Y	103
36	RAWALPINDI	RAWALPINDI	PB/11/13/028	M	132	20130513	7+	06/03/13	06/05/13	NVI	N	N	Y	Y	189
37	RAWALPINDI	MURREE	PB/11/13/041	M	177	07/05/13	7+	20130723	20130724	NVI	N	N	Y	Y	136
38	RAWALPINDI	RAWALPINDI	PB/11/13/047	M	87	08/09/13	7+	Child Died Before Stool Collection			Y	N	Y	DIED	101
39	RAWALPINDI	TAXILA	PB/11/13/048	M	27	20130813	7+						N	N	Y
40	RAWALPINDI	RAWALPINDI	PB/11/13/050	F	102	20130815	7+	20130824		NVI	N	N	Y	DIED	95
41	SAHIWAL	SAHIWAL	PB/65/13/024	M	120	06/12/13	7+	20130722	20130723	NVI	Y	Y	Y	Y	159
42	SAHIWAL	CHICHAWATNI	PB/65/13/025	F	6	20130625	5	20130730	08/01/13	NVI	Y	N	Y	Y	146
43	SHEIKUPURA	FEROZEWALA	PB/33/13/030	M	144	20130522	7+	20130614	20130615	NVI	N	Y	Y	Y	180
44	SHEIKUPURA	MURIDKE	PB/33/13/038	M	84	07/03/13	7+	07/11/13		NVI	Y	N	Y	DIED	138

€ Based on recall of parents

* Afp.rec Data as of 14-11-2013

60 days Follow-up not done

FUP = Residual Weakness at 60 days follow up.

Table 7.1: AFP CASES PENDING FOR CLASSIFICATION WITH DATE OF ONSET MORE THAN 90 DAYS* 2013 (2/4)

S. No	DISTRICT	TEHSIL	EPID	SEX	AGE	DONSET	DOSESE	DSTOOL1	DSTOOL2	LAB	FEVER	ASVM	PROG	FUP	PEND (DAYS)
45	TTSINGH	GOJRA	PB/52/13/032	M	2	20130624	3	20130725	20130727	EV	Y	N	Y	Y	147
46	VEHARI	VEHARI	PB/63/13/055	M	84	08/11/13	7+	20130814		NVI	N	N	Y	DIED	99
47	GHOTKI	KHANGARH	SD/42/13/052	M	72	20130721	7+	20130830	20130831	NVI	Y	N	Y	Y	120
48	HYDERABAD	HYDERABAD RURAL	SD/21/13/006	M	84	04/01/13	7+	Child Died Before Stool Collection			Y	N	Y	DIED	231
49	JACOBABAD	THUL	SD/53/13/013	M	156	20130516	7+	06/11/13	20130615	NVI	Y	Y	Y	Y	186
50	JACOBABAD	THUL	SD/53/13/017	M	10	20130626	7+	20130726	20130727	EV	Y	Y	Y	Y	145
51	JAMSHORO	T.B.KHAN	SD/25/13/009	F	18	05/03/13	7+	20130525	06/12/13	NVI	N	N	Y	Y	199
52	KAMBAR	WARAH	SD/55/13/006	M	96	01/01/13	7+	Late Notified			N	Y	Y	Y	321
53	KASHMORE	KANDHKOT	SD/54/13/002	M	54	20130527	7+				N	N	Y	LOST	175
54	KHIBALDIA	BALDIA	SD/61/13/005	F	36	20130618	4	Child Died Before Stool Collection			N	N	Y	DIED	153
55	KHIGADAP	GADAP	SD/63/13/010	F	42	06/02/13	7+				Y	N	Y	DIED	169
56	KHIJAMSHEED	JAMSHEED	SD/66/13/004	F	60	05/01/13	7+				Y	N	Y	DIED	201
57	KHIKAMARI	KAMARI	SD/67/13/005	M	108	20130625	7+	07/07/13	20130715	NVI	Y	Y	Y	Y	146
58	KHISADDAR	SADDAR	SD/77/13/004	F	38	04/05/13	7+	05/10/13	05/11/13	NVI	N	N	Y	Y	227
59	NFEROZ	BHIRIA	SD/45/13/003	F	144	02/05/13	7+	Child Died Before Stool Collection			Y	Y	Y	DIED	286
60	NFEROZ	MORO	SD/45/13/013	F	54	05/10/13	7+	06/01/13	06/02/13	NVI	N	Y	Y	Y	192
61	SANGHAR	KHIPRO	SD/32/13/005	M	144	03/05/13	7+	Late Notified			N	N	Y	Y	258
62	T.ALLAHYAR	TANDO ALLAHYAR	SD/27/13/009	M	4	20130528	4	20130624	20130625	NVI	Y	Y	Y	Y	174
63	T.ALLAHYAR	J.MUREE	SD/27/13/010	M	72	20130613	7+	Child Died Before Stool Collection			Y	Y	Y	DIED	158
64	THATTA	THATTA	SD/22/13/032	M	72	06/06/13	7+	20130715	20130716	NVI	Y	Y	Y	Y	165
65	ABOTABAD	HAVALIAN	KP/10/13/017	M	96	20130723	7+	20130814	20130815	NVI	Y	N	Y	Y	118
66	ABOTABAD	ABBOTABAD	KP/10/13/021	M	49	20130727	7+	20130816	20130817	EV	N	N	N		114
67	BANNU	BANNU	KP/61/13/010	M	53	20130430	7+	Late Notified			Y	N	N	Y	202
68	BUNIR	DAGGAR	KP/22/13/008	M	35	03/12/13	7+	04/01/13	04/02/13	NVI	Y	Y	Y	Y	251
69	BUNIR	DAGGAR	KP/22/13/007	M	132	20130228	7+	20130330	20130331	NVI	N	N	Y	Y	263
70	BUNIR	DAGGAR	KP/22/13/015	M	72	01/01/13	7+	Late Notified			Y	Y	Y	Y	321
71	CHARSADA	CHARSADA	KP/31/13/049	F	72	08/10/13	7+	20130824	20130827	NVI	Y	Y	Y		100
72	CHARSADA	CHARSADA	KP/31/13/053	M	18	08/03/13	7+	09/03/13	09/04/13	NVI	Y	Y	Y		107
73	DIKHAN	KULACHI	KP/60/13/013	F	18	20130422	5	20130616	20130617	VACC	N	Y	Y	Y	210
74	DIKHAN	DIKHAN	KP/60/13/014	M	54	20130617	7+	20130620		NVI	Y	Y	Y	DIED	154
75	DIRLOWER	SAMAR BAGH	KP/23/13/015	F	13	20130130	7+	Late Notified			Y	Y	Y	Y	292
76	DIRLOWER	SAMAR BAGH	KP/23/13/033	F	96	20130725	7+	09/05/13	09/07/13	NVI	Y	Y	Y	Y	116
77	DIRLOWER	TIMERGARA	KP/23/13/034	M	30	08/08/13	7+	20130916	20130917	NVI	Y	Y	Y	Y	102
78	DIRUPPER	DIR	KP/25/13/006	F	21	20130725	7+	08/08/13	08/10/13	EV	UK	Y	Y		116
79	HANGU	HANGU	KP/54/13/005	M	12	20130621	7+	07/08/13	07/09/13	EV	Y	Y	Y		150
80	HANGU	HANGU	KP/54/13/004	F	30	06/05/13	7+	07/05/13	07/06/13	EV	Y	N	Y	Y	166
81	HANGU	HANGU	KP/54/13/008	M	36	07/03/13	7+	20130724		EV	Y	N	Y		138
82	HARIPUR	HARIPUR	KP/12/13/005	M	66	20130118	7+	20130219	20130220	EV	N	N	Y	Y	304
83	HARIPUR	HARIPUR	KP/12/13/012	F	20	20130418	7+	20130519	20130520	EV	Y	Y	Y	Y	214
84	HARIPUR	HARIPUR	KP/12/13/019	F	20	20130628	7+	20130818	20130819		Y	Y	Y		143
85	KOHAT	LACHI	KP/50/13/012	M	96	20130528	7+	20130626	20130627	NVI	N	N	Y	Y	174
86	KOHAT	LACHI	KP/50/13/015	M	21	20130515	7+	Late Notified			Y	Y	Y	Y	187
87	LAKKIMRWT	LAKKIMRWT	KP/62/13/018	M	26	20130522	7+	20130621	20130622		N	Y	Y	Y	180
88	MANSEHRA	MANSEHRA	KP/14/13/005	M	168	20130317	7+	20131026	20131028		N	N	Y	DIED	246

€ Based on recall of parents

* Afp.rec Data as of 14-11-2013

60 days Follow-up not done

FUP = Residual Weakness at 60 days follow up.

Table 7.2: AFP CASES PENDING FOR CLASSIFICATION WITH DATE OF ONSET MORE THAN 90 DAYS* 2013 (3/4)

S. No	DISTRICT	TEHSIL	EPID	SEX	AGE	DONSET	DOSESE	DSTOOL1	DSTOOL2	LAB	FEVER	ASVM	PROG	FUP	PEND (DAYS)
89	MANSEHRA	MANSEHRA	KP/14/13/010	F	9	06/01/13	6	20130617	20130619	NVI	Y	N	Y	DIED	170
90	MANSEHRA	MANSEHRA	KP/14/13/019	F	24	20130713	7+	Child Died Before Stool Collection			UK	UK	Y	DIED	128
91	MARDAN	TAKHT BHAI	KP/40/13/034	M	5	03/10/13	6	Late Notified			N	Y	UK	Y	253
92	MARDAN	MARDAN	KP/40/13/059	F	24	20130725	7+	20130821	20130822	NVI	Y	Y	Y	Y	116
93	MARDAN	MARDAN	KP/40/13/063	M	108	20130815	7+	20130829	20130831	NVI	Y	Y	Y	Y	95
94	MARDAN	MARDAN	KP/40/13/046	F	24	20130615	7+	07/05/13	07/06/13	EV	Y	Y	Y	Y	156
95	MARDAN	MARDAN	KP/40/13/074	F	24	08/02/13	7+	09/11/13	20130913	NVI	N	Y	Y	Y	108
96	MARDAN	MARDAN	KP/40/13/073	M	23	20130615	7+	Late Notified			UK	Y	UK	Y	156
97	NOWSHERA	NOWSHERA	KP/32/13/012	F	108	20130315	7+	Child Died Before Stool Collection			Y	N	Y	DIED	248
98	NOWSHERA	NOWSHERA	KP/32/13/029	M	14	20130728	7+	20130817	20130818	EV	Y	Y	Y		113
99	NOWSHERA	NOWSHERA	KP/32/13/036	F	30	08/03/13	7+	20130925	20130926	NVI	Y	Y	Y		107
100	NOWSHERA	NOWSHERA	KP/32/13/031	M	25	20130725	7+	20130821	20130822	EV	Y	Y	Y		116
101	PESHAWAR	PESHAWAR	KP/30/13/022	F	22	02/06/13	7+	Late Notified			N	N	N	Y	285
102	PESHAWAR	PESHAWAR	KP/30/13/026	M	24	20130417	0	20130517	20130519	EV	Y	Y	Y	Y	215
103	PESHAWAR	PESHAWAR	KP/30/13/039	F	54	05/03/13	7+	20130614	20130615	EV	Y	Y	Y	Y	199
104	PESHAWAR	PESHAWAR	KP/30/13/043	F	66	20130616	7+	07/07/13	07/08/13	NVI	Y	Y	Y	Y	155
105	PESHAWAR	PESHAWAR	KP/30/13/052	M	36	20130713	7+	20130727	20130728	EV	N	Y	Y	Y	128
106	PESHAWAR	PESHAWAR	KP/30/13/063	M	14	20130816	7+	20130830	09/01/13	VACC	Y	N	Y	LOST	94
107	PESHAWAR	PESHAWAR	KP/30/13/070	F	24	20130816	7+	20130924	20130925	EV	N	Y	Y		94
108	PESHAWAR	PESHAWAR	KP/30/13/057	F	21	20130714	7+	20130816	20130817	EV	Y	Y	Y	Y	127
109	SHANGLA	MARTOONG	KP/26/13/001	M	72	01/08/13	7+	Late Notified			Y	Y	Y	LOST	314
110	SHANGLA	CHAKISAR	KP/26/13/008	F	36	06/01/13	7+	20130627	20130731	NVI	Y	Y	Y	Y	170
111	SWAT	SWAT	KP/24/13/006	F	132	04/02/13	7+	04/10/13		NVI	N	N	Y	DIED	230
112	SWAT	SWAT	KP/24/13/009	M	16	20130419	7+	20130514	20130515	NVI	Y	N	N	Y	213
113	TANK	TANK	KP/63/13/005	M	42	20130225	7+	20130427	20130428	NVI	Y	N	UK	Y	266
114	TANK	TANK	KP/63/13/009	M	13	08/02/13	7+	09/06/13	09/07/13	NVI	N	N	Y		108
115	TANK	TANK	KP/63/13/008	M	24	07/06/13	7+	20130830	20130831	EV	N	Y	Y		135
116	JAFARABAD	SOHBAT PUR	BN/43/13/015	F	30	20130718	7+	20130830	20130831	EV	Y	Y	Y	Y	123
117	QUETTA	QUETTA CITY	BN/11/13/006	F	9	04/12/13	7+	20130527	20130528	NVI	N	Y	Y	Y	220
118	BAJOUR	MAMUND	FT/33/13/007	M	45	01/02/13	7+	Late Notified			N	Y	Y	Y	320
119	BAJOUR	KHAR	FT/33/13/018	M	22	07/08/13	7+	20130823	20130824	NVI	Y	Y	Y		133
120	BAJOUR	MAMUND	FT/33/13/017	F	44	07/09/13	7+	20130813	20130814	EV	Y	N	N		132
121	BAJOUR	KHAR	FT/33/13/020	F	12	08/07/13	7+	09/07/13	09/08/13	EV	Y	Y	N		103
122	BAJOUR	MAMUND	FT/33/13/022	M	17	20130728	7+	09/12/13	20130913	NVI	N	Y	N		113
123	BAJOUR	KHAR	FT/33/13/023	F	48	20130815	7+	20130915	20130916	EV	N	N	Y		95
124	BAJOUR	KHAR	FT/33/13/024	M	36	20130818	7+	20130916	20130917	NVI	Y	Y	Y		92
125	FR BANNU	FR BANNU	FT/69/13/007	M	22	20130730	3	20130828	20130829	EV	Y	Y	Y		111
126	FR BANNU	FR BANNU	FT/69/13/012	M	9	08/10/13	0	20130922	20130923	EV	Y	Y	Y		100
127	KHYBER	LANDI KOTAL	FT/34/13/005	M	132	03/09/13	7+	03/12/13		EV	N	N	Y		254
128	KHYBER	JAMRUD	FT/34/13/002	F	24	20130118	7+	20130221	20130223	NVI	N	Y	Y		304
129	KHYBER	JAMRUD	FT/34/13/017	M	14	06/08/13	0	20130616		NVI	Y	Y	Y		163
130	KHYBER	BARA	FT/34/13/016	F	10	06/06/13	0	20130621	20130623	NVI	Y	Y	Y		165
131	KHYBER	BARA	FT/34/13/018	M	12	06/11/13	0	07/01/13	07/02/13	EV	Y	Y	Y		160
132	KHYBER	BARA	FT/34/13/021	F	18	20130713	0	20130725	20130729	NVI	N	N	Y		128

€ Based on recall of parents

* Afp.rec Data as of 14-11-2013

60 days Follow-up not done

FUP = Residual Weakness at 60 days follow up.

Table 7.3: AFP CASES PENDING FOR CLASSIFICATION WITH DATE OF ONSET MORE THAN 90 DAYS* 2013 (4/4)

S. No	DISTRICT	TEHSIL	EPID	SEX	AGE	DONSET	DOSE€	DSTOOL1	DSTOOL2	LAB	FEVER	ASYM	PROG	FUP	PEND (DAYS)
133	KHYBER	LANDI KOTAL	FT/34/13/044	M	44	20130630	7+	Late Notified			Y	Y	Y	Y	141
134	MOHMAND	PINDIALI	FT/35/13/006	F	17	05/05/13	7+	20130617	20130618	NVI	Y	Y	Y		197
135	MOHMAND	UPPER MOHMAND	FT/35/13/003	F	18	20130418	7+	05/07/13	05/08/13	NVI	Y	Y	Y	Y	214
136	MOHMAND	UPPER MOHMAND	FT/35/13/008	M	26	05/08/13	7+	20130622	20130623		Y	Y	Y		194
137	WAZIR-N	MIRAN SHAH	FT/64/13/007	M	48	20130425	5	05/10/13	05/12/13	NVI	Y	N	Y	Y	207
138	WAZIR-N	MIR ALI	FT/64/13/030	F	9	08/09/13	0	Late Notified			Y	N	N		101
139	WAZIR-N	MIR ALI	FT/64/13/042	M	7	07/03/13	0	20130829	20130830	EV	Y	N	Y		138
140	WAZIR-S	WANA	FT/65/13/006	F	26	20130713	7+	20130815	20130816	NVI	Y	Y	Y		128

€ Based on recall of parents

* Afp.rec Data as of 14-11-2013

60 days Follow-up not done

FUP = Residual Weakness at 60 days follow up.