



**World Health
Organization**

Weekly AFP Surveillance Update Pakistan

Week 43 (*Ended on 26th October, 2013*)

AFP Surveillance



National Surveillance Cell Federal EPI

World Health Organization Country Office,
Chak Shahzad, Park Road,
Islamabad, Pakistan

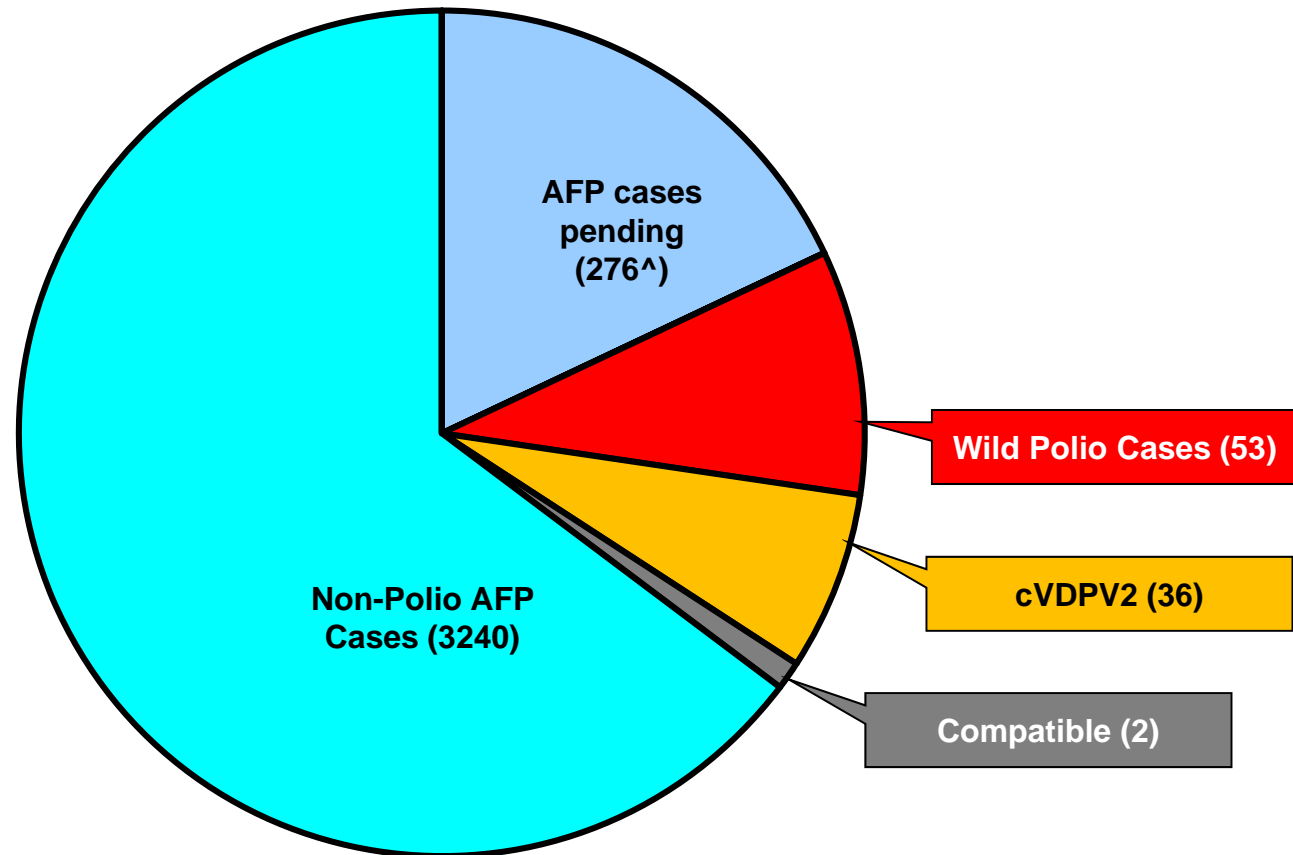
Tel: +92-51 9255123 / 9255282 /9255184

Fax: +92-51 9255274

Email: epidata@pak.emro.who.int

Web site: www.whopak.org

AFP Case Profile, 2013*



Total AFP Cases Reported = 3607

[^]102 Inadequate cases pending classification by ERC;
[^]90 Inadequate cases not due for FUP
[^]84 Pending in the Lab

Point in Time Comparison of polio cases by province/region 2012[§] & 2013*

Region/ Province	No. of polio cases		No. of infected districts/towns		Last polio case
	2012	2013	2012	2013	
Khyber Pakhtunkhwa	24	8	13	6	10-Sep-13
FATA / FR Areas	19	38	5	4	05-Oct-13
Sindh	4	4	4	3	19-Sep-13
Balochistan	4	-	2	-	02-Oct-12
Punjab	2	3	2	3	26-Sep-13
Gilgit-Baltistan	1	-	1	-	06-Aug-12
Pakistan	54	53	27	16	05-Oct-13

Six additional districts/town declared infected based on environmental samples in 2013

Total polio cases of 2012 are 58

* Afp.rec Data as of 24-10-2013

§Based on date of onset

Table 1: List of Confirmed Polio Cases, Pakistan 2013* (1/3)

S.NO.	PROVINCE/ REGION	DISTRICT	TEHSIL	EPID NO.	SEX	AGE (m)	DATE ONSET OF PARALYSIS	NO. OPV DOSES (based on parents recall)		FEVER	Asymmetric Paralysis	Rapid Progression	REFUSAL	WPV TYPE	GENETICS
								Route	SIAs						Cluster
1	SINDH	BIN QASIM	BIN QASIM	SD/62/13/001	M	24	14-Jan-13	0	0	N	Y	Y	Y	NSL1	R4B
2	KP	BANNU	BANNU	NW/61/13/002	M	13	26-Jan-13	0	0	Y	N	Y	Y	NSL1	R4B
3	PUNJAB	MIWANWALI	ISAKHEL	PB/43/13/005	F	36	07-Feb-13	3	7+	Y	N	Y	N	NSL1	R4B
4	KP	MALAKAND	DARGAI	NW/20/13/006	F	3	08-Feb-13	2	2	Y	N	Y	N	NSL1	R4B
5	KP	MARDAN	MARDAN	NW/40/13/009	M	30	12-Feb-13	3	7+	Y	N	Y	N	NSL1	R4B
6	SINDH	DADU	MEHAR	SD/24/13/006	F	15	22-Mar-13	0	2	Y	N	Y	N	NSL1	R2B
7	KP	MARDAN	MARDAN	NW/40/13/026	M	8	22-Apr-13	0	0	Y	Y	Y	Y	NSL1	R4B
8	FATA	KHYBER\$	BARA	FT/34/13/008	M	10	24-Apr-13	2	4	Y	Y	N	N	NSL1	R4B
9	FATA	FR BANNU	FR BANNU	FT/69/13/001	M	16	03-May-13	0	3	Y	Y	Y	Y	NSL1	R4B
10	FATA	KHYBER\$	BARA	FT/34/13/010	M	8	10-May-13	0	0	Y	Y	Y	N	NSL1	R4B
11	FATA	KHYBER\$	BARA	FT/34/13/013	M	24	11-May-13	2	3	Y	N	Y	N	NSL1	R4B
12	FATA	KHYBER\$	BARA	FT/34/13/011	M	23	14-May-13	0	2	Y	Y	Y	N	NSL1	R4B
13	FATA	KHYBER\$	BARA	FT/34/13/012	M	4	16-May-13	0	0	Y	N	Y	N	NSL1	R4B
14	FATA	FR BANNU	FR BANNU	FT/69/13/002	F	22	19-May-13	0	7+	Y	N	Y	N	NSL1	R4B
15	FATA	KHYBER\$	BARA	FT/34/13/014	M	30	20-May-13	0	0	Y	N	Y	N	NSL1	R4A
16	FATA	WAZIR-N\$	MIR ALI	FT/64/13/010	M	9	24-May-13	0	0	Y	Y	Y	N	NSL1	R4B
17	PUNJAB	MBDIN	MALIKWAL	PB/24/13/013	F	96	26-May-13	3	7+	Y	Y	Y	N	NSL1	R4B
18	FATA	KHYBER\$	BARA	FT/34/13/015	M	15	06-June-13	0	0	Y	Y	Y	N	NSL1	R4B
19	FATA	WAZIR-N\$	MIR ALI	FT/64/13/014	F	11	15-June-13	0	0	Y	Y	Y	N	NSL1	R4B
20	FATA	KHYBER\$	BARA	FT/34/13/019	F	12	23-June-13	0	0	Y	N	Y	N	NSL1	R4B
21	KP	PESHAWAR	PESHAWAR	KP/30/13/042	M	12	30-June-13	0	0	Y	N	Y	Y	NSL1	R4B
22	FATA	KHYBER\$	BARA	FT/34/13/020	F	12	03-July-13	0	0	N	N	Y	N	NSL1	R4B

\$ Security compromised area

* Afp.rec Data as of 24-10-2013

Table 1.1: List of Confirmed Polio Cases, Pakistan 2013* (2/3)

S.NO.	PROVINCE/ REGION	DISTRICT	TEHSIL	EPID NO.	SEX	AGE (m)	DATE ONSET OF PARALYSIS	NO. OPV DOSES (based on parents recall)		FEVER	Asymmetric Paralysis	Rapid Progression	REFUSAL	W/PV TYPE	GENETICS
								Route	SIAs						Cluster
23	SINDH	KHIGADDAP	GADDAP	SD/63/13/015	F	12	09-July-13	3	6	Y	Y	Y	N	NSL1	R4B
24	FATA	WAZIR-N\$	MIRAN SHAH	FT/64/13/018	F	18	13-July-13	0	0	Y	Y	Y	N	NSL1	R4B
25	FATA	FR BANNU	FR BANNU	FT/69/13/006	M	18	27-July-13	0	7+	Y	N	Y	N	NSL1	R4B
26	FATA	WAZIR-N\$	MIR ALI	FT/64/13/032	F	21	05-Aug-13	0	0	Y	Y	Y	N	NSL1	R4B
27	FATA	WAZIR-N\$	RAZMAK	FT/64/13/033	M	11	11-Aug-13	0	0	Y	Y	Y	N	NSL1	R4B
28	KP	KOHAT	KOHAT	KP/50/13/017	F	10	19-Aug-13	0	5	Y	Y	Y	N	NSL1	R4B
29	FATA	WAZIR-N\$	RAZMAK	FT/64/13/044	M	8	24-Aug-13	0	0	Y	N	Y	N	NSL1	R4B
30	FATA	FR DIKHAN	FR DIKHAN	FT/68/13/001	M	36	26-Aug-13	1	1	Y	N	Y	N	NSL1	R4B
31	FATA	KHYBER\$	BARA	FT/34/13/027	F	13	30-Aug-13	0	2	Y	Y	Y	N	NSL1	R4A
32	FATA	KHYBER\$	LANDI KOTAL	FT/34/13/028	M	18	30-Aug-13	0	0	Y	Y	Y	N	NSL1	R4A
33	KP	PESHAWAR	PESHAWAR	KP/30/13/068	M	6	31-Aug-13	0	0	Y	Y	Y	N	NSL1	R4B
34	FATA	WAZIR-N\$	MIR ALI	FT/64/13/050	F	13	01-Sep-13	0	0	Y	Y	Y	N	NSL1	R4B
35	FATA	WAZIR-N\$	MIRAN SHAH	FT/64/13/051	F	11	05-Sep-13	0	0	Y	Y	Y	N	NSL1	R4B
36	FATA	KHYBER\$	LANDI KOTAL	FT/34/13/032	F	8	05-Sep-13	0	4	Y	Y	Y	N	NSL1	R4A
37	FATA	WAZIR-N\$	RAZMAK	FT/64/13/053	F	17	06-Sep-13	0	0	Y	Y	Y	N	NSL1	R4B
38	FATA	WAZIR-N\$	MIR ALI	FT/64/13/055	F	7	08-Sep-13	1	0	Y	Y	Y	N	NSL1	R4B
39	FATA	KHYBER\$	BARA	FT/34/13/029	M	11	10-Sep-13	3	7+	Y	Y	Y	N	NSL1	R4B
40	FATA	WAZIR-N\$	MIR ALI	FT/64/13/056	M	10	10-Sep-13	3	0	Y	Y	Y	N	NSL1	R4B
41	FATA	WAZIR-N\$	MIR ALI	FT/64/13/068	F	16	20-Sep-13	0	0	Y	Y	Y	N	NSL1	R4B
42	FATA	WAZIR-N\$	MIR ALI	FT/64/13/069	F	12	20-Sep-13	0	0	Y	Y	Y	N	NSL1	R4B
43	FATA	KHYBER\$	BARA	FT/34/13/033	M	30	26-Sep-13	3	3	Y	Y	Y	N	NSL1	R4A
44	FATA	WAZIR-N\$	MIR ALI	FT/64/13/071	M	8	26-Sep-13	0	0	Y	Y	Y	N	NSL1	R4B

\$ Security compromised area

* Afp.rec Data as of 24-10-2013

Table 1.2: List of Confirmed Polio Cases, Pakistan 2013* (3/3)

S.NO.	PROVINCE/ REGION	DISTRICT	TEHSIL	EPID NO.	SEX	AGE (m)	DATE ONSET OF PARALYSIS	NO. OPV DOSES (based on parents recall)		FEVER	Asymmetric Paralysis	Rapid Progression	REFUSAL	W/PV TYPE	GENETICS
								Routine	SIA's						Cluster
45	FATA	FR BANNU	FR BANNU	FT/69/13/016	F	24	28-Sep-13	0	0	Y	Y	Y	N	NSL1	
46	FATA	FR BANNU	FR BANNU	FT/69/13/017	M	11	01-Oct-13	0	0	Y	Y	Y	N	NSL1	R4B
47	FATA	WAZIR-N\$	MIR ALI	FT/64/13/074	F	37	28-Sep-13	0	0	Y	Y	Y	N	NSL1	
48	FATA	KHYBER\$	BARA	FT/34/13/030	M	15	24-Sep-13	3	0	Y	Y	Y	N	NSL1	R4B
49	PUNJAB	SHEIKUPURA	MURIDKE	PB/33/13/057	M	12	26-Sep-13	0	2	Y	N	Y	N	NSL1	R4B
50	FATA	FR BANNU	FR BANNU	FT/69/13/013	F	12	22-Sep-13	0	0	Y	Y	Y	N	NSL1	
51	SINDH	KHIGADAP	GADAP	SD/63/13/022	M	12	19-Sep-13	0	6	Y	Y	Y	N	NSL1	
52	FATA	KHYBER\$	LANDI KOTAL	FT/34/13/036	M	12	05-Oct-13	0	7	Y	Y	Y	N	NSL1	
53	KPAKHTUNKHWA	SWABI	SWABI	KP/41/13/037	F	2	10-Sep-13	0	0	Y	Y	Y	N	NSL1	

\$ Security compromised area

New Case

* Afp.rec Data as of 28-10-2013

Table 2: LAB Update 2013*

Month of Onset	AFP Cases	No virus isolated	Cases Under Process		Isolated Viruses from stools						
			Culture	ITD	Vaccine viruses		NPEV		Wild	Results within 14 days	
			n	n	n	n	n	%	n	%	n
January	333	275	0	0	19	6	37	11%	2	333	100%
February	330	285	0	0	16	5	26	8%	3	330	100%
March	308	248	0	0	7	2	52	17%	1	308	100%
April	352	244	0	0	22	6	84	24%	2	352	100%
May	419	304	0	0	15	4	91	22%	9	419	100%
June	469	326	0	0	21	4	118	25%	4	469	100%
July	391	239	0	0	13	3	135	35%	4	391	100%
August	460	291	1	0	24	5	136	30%	8	459	100%
September	457	286	8	3	27	6	116	25%	18	447	98%
October	179	45	105	9	8	4	10	6%	2	65	36%
Pakistan	3698	2543	114	12	172	5	805	22%	53	3573	97%

* Data as of 28-10-2013

Table 3: Urgent / ITD Pending Cases (1/2)

S. #	Basic information									OPV doses				Urgent		Prov Diagnosis	Lab update			Remarks
	District	Tehsil	Union council	Epid number	Date of Onset	Age (M)	Sex	Date of 1st stool	Stool Adeq	RI	SIAs	Last 6 SIAs	Last dose	By Field	By NSC*		Lab No.	Days Inoc	Culture update	
Isolates pending for ITSD																				
1	WAZIR-N	MIRAN SHAH	SPULGA	FT/64/13/076	05-Oct-13	15	F	07-Oct-13	Y	2	0	0		Y	Y	POLIO	4585	12	L20B+	
2	WAZIR-N	MIR ALI	MUSSAKI	FT/64/13/078	05-Oct-13	23	M	07-Oct-13	Y	0	0	0		Y	Y	POLIO	4580	11	P2	Discordant O
3	WAZIR-N §	MIRAN SHAH	MAMI ROGHA	FT/64/13/079	30-Sep-13	14	M	07-Oct-13	Y	0	0	0		Y	Y	POLIO / INJECTION TRAUMA	4654	10	P2	Discordant O
4	WAZIR-N	MIR ALI	DATA KHEL-2	FT/64/13/080	05-Oct-13	14	F	08-Oct-13	Y	0	0	0		Y	Y	POLIO	4655	10	SL2	Waiting rRTPCR for VDPV screening
5	WAZIR-N	RAZMAK	MUSSAKI	FT/64/13/083	11-Oct-13	15	M	13-Oct-13	Y	0	0	0		Y	Y	POLIO	4754	2	L20B+	
6	WAZIR-N *	MIR ALI	ALI KHEL	FT/64/13/086	06-Oct-13	15	M	19-Oct-13	Y	0	0	0		Y	Y	POLIOMYELITIS/INJECTION TRAUMA	4756	5	L20B+	
7	PESHAWAR	PESHAWAR	BAZID KHEL	KP/30/13/079	24-Sep-13	8	M	07-Oct-13	N	3	7+	6	05-Sep-13	N	N	INI NEURITIS / GBS	4535	5	P1	Discordant O
8	JHANG §	JHANG	73	PB/53/13/050	22-Sep-13	36	M	11-Oct-13	N	1	7+	6	21-Aug-13	N	N	GBS	4703	4	SL2	Waiting rRTPCR for VDPV screening
9	JHELUM §	SOHAWA	JAJIAL	PB/14/13/035	10-Oct-13	24	M	12-Oct-13	Y	3	7+	6	02-Oct-13	N	N	ARTHRITIS	4707	4	SL2,3	Waiting rRTPCR for VDPV
10	RAJANPUR *	JAMPUR	TAL SHUMALI	PB/82/13/062	10-Oct-13	1	M	15-Oct-13	Y	0	1	1	02-Oct-13	N	N	TRAUMATIC NEURITIS	4729	5	L20B+	
11	TTSINGH *	KAMALIA	68	PB/52/13/045	09-Oct-13	9	F	21-Oct-13	Y	#	#		02-Oct-13	N		#	4790	4	L20B+	
12	SANGHAR §	SINJORO	JHOL	SD/32/13/025	09-Oct-13	18	M	10-Oct-13	Y	3	7+	6	01-Oct-13	N	N	HEMEPLEGIA	4704	3	SL1	Waiting rRTPCR for VDPV screening
Reported urgent (by field / NSC* criteria)																				
13	KHYBER *	BARA	JHANSI	FT/34/13/040	15-Oct-13	9	M	22-Oct-13	Y	0	0	0		Y	Y	INI NEURITIS/SUSPECTED	4802	5	UP	
14	WAZIR-N	MIR ALI	SHERATALLA	FT/64/13/084	09-Oct-13	18	F	17-Oct-13	Y	0	0	0		Y	Y	POLIO	4755	6	UP	
15	WAZIR-N	MIR ALI	SHERATALLA	FT/64/13/085	06-Oct-13	10	F	13-Oct-13	Y	0	0	0		Y	Y	POLIO / INJECTION TRAUMA	4753	6	UP	
16	WAZIR-N	MIR ALI	ALI KHEL	FT/64/13/087	14-Oct-13	13	F	19-Oct-13	Y	0	0	0		Y	Y	POLIOMYELITIS/INJECTION TRAUMA	4757	6	UP	
17	WAZIR-N *	RAZMAK	MUSSAKI	FT/64/13/088	14-Oct-13	16	F	22-Oct-13	Y	0	0	0		Y	Y	POLIO	4834	4	UP	
<p>* New addition § New results #Data not available † NSC Criteria = Fever, Rapid Progress, Age < 48 months and OPV Doses < 7 UP = Under process</p> <p style="text-align: center;">Urgent (Field/NSC) / Inadequate specimens / Age 12-35 months / Zero OPV dose † Pending for genomic sequencing</p>																				

* Data as of 28-10-2013

Table 3: Urgent / ITD Pending Cases (2/2)

S. #	Basic information									OPV doses				Urgent		Prov Diagnosis	Lab update			Remarks
	District	Tehsil	Union council	Epid number	Date of Onset	Age (M)	Sex	Date of 1st stool	Stool Adeq	RI	S1As	Last 6 S1As	Last dose	By Field	By NSCF		Lab No.	Days Inoc	Culture update	
18	WAZIR-N *	MIR ALI	SHERATALLA	FT/64/13/089	15-Oct-13	11	F	23-Oct-13	Y	0	0	0		Y	Y	POLIO	4835	4	UP	
19	WAZIR-S *	LADHA	SHAKLOLE	FT/65/13/012	01-Oct-13	36	F	21-Oct-13	N	0	1	0	01-Jun-12	Y	Y	HEMIPLEGIA	4805	5	UP	SERVICE DELIVER ISSUES
20	RAJANPUR *	JAMPUR	HAJI PUR	PB/82/13/059	25-Aug-13	9	M	10-Oct-13	N	1	5	4	26-Jun-13	N	Y	TRAUMATIC NEURITIC	4698	10	UP	
21	KHIBALDIA *	BALDIA	2	SD/61/13/009	15-Oct-13	36	F	19-Oct-13	Y	2	7+	#		Y	N	POLIO	4833	4	UP	
22	KHIGIQBAL *	G-IQBAL	7	SD/65/13/012	08-Oct-13	24	M	12-Oct-13	Y	0	0	0		Y	Y	APP/POLIO?	4782	5	UP	REFUSAL

* New addition § New results #Data not available † NSC Criteria = Fever, Rapid Progress, Age < 48 months and OPV Doses < 7 UP = Under process
 Urgent (Field/NSC) / Inadequate specimens / Age 12-35 months / Zero OPV dose ‡ Pending for genomic sequencing

Summary of Laboratory data for Environmental Surveillance- Pakistan (Jan 2011 to date)

Report for Epidemiological week= 43 (20 Oct – 26 Oct, 2013)



- Wild poliovirus type 1 (WPV1)
- Wild poliovirus type 3 (WPV3)
- Mixture WPV1 & WPV3
- No WPV Isolated
- Under process
- X Scheduled sampling, sample not collected
- No sampling scheduled
- Mixture WPV1 & VDPV type 2

SUMMARY

Total Sites = 23

Total Samples Collected (2011-2012-2013) = 669

Total Samples with results available = 649

Total samples positive for Wild PV (2011-2012-2013) = **264** (136+88+40) (WPV1= 264)

Samples Positive for VDPV = 1 (Type 2 VDPV from KHI-Gadaap)

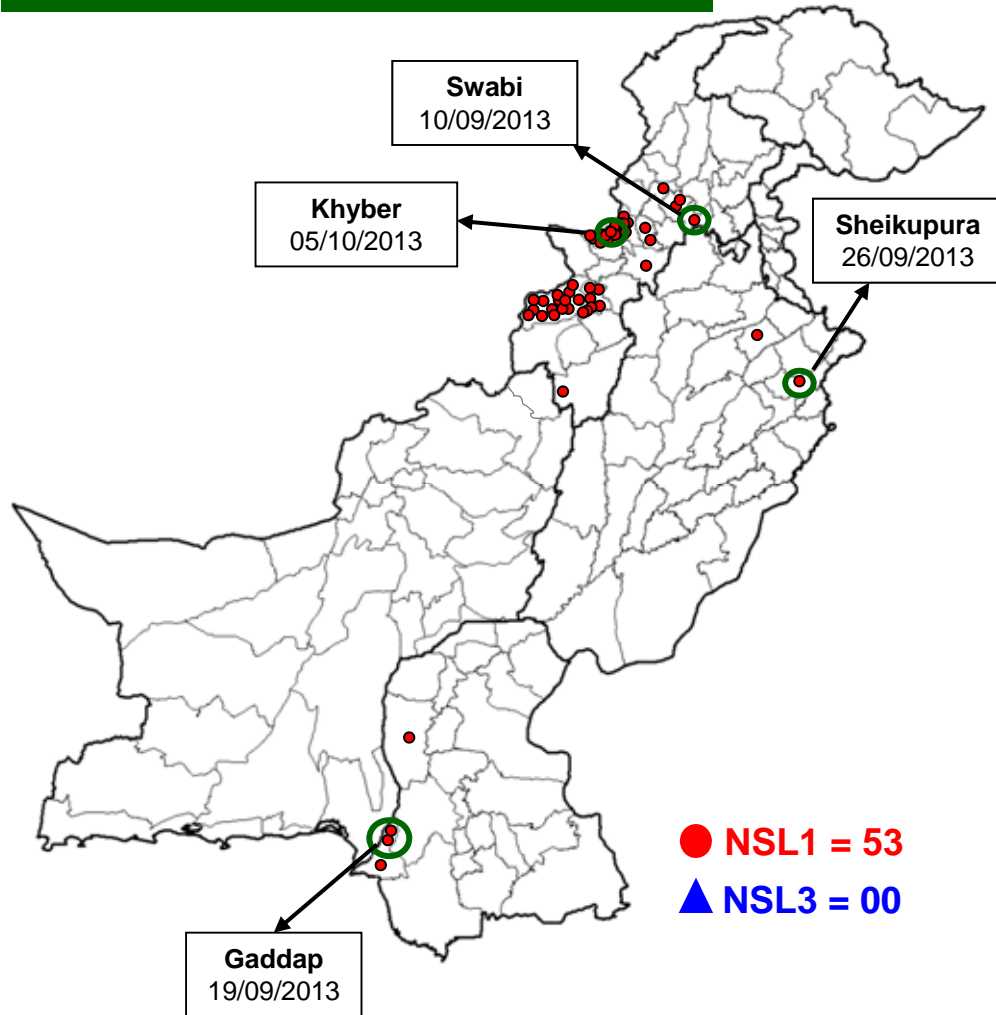
Comparison environmental sampling results 2012-13*

DISTRICT	2012			2013			Last isolate
	TOTAL	WILD		TOTAL	WILD		
	n	n	%	n	n	%	
LAHORE	30	17	57%	46		0%	20-Nov-12
MULTAN	29	4	14%	28	2	7%	18-Sep-13
RAWALPINDI	9	6	67%	9	4	44%	24-Sep-13
FAISALABAD	4	1	25%	29	1	3%	03-Jan-13
KHIGIQBAL	20	4	20%	19	2	11%	26-Aug-13
KHIGADAP	19	13	68%	25	8	32%	23-Sep-13
KHIBALDIA	20	1	5%	19		0%	10-Jul-12
SUKKUR	12	7	58%	19		0%	05-Sep-12
HYDERABAD	4	4	100%	9	7	78%	12-Aug-13
PESHAWAR	19	15	79%	18	15	83%	24-Sep-13
QUETTA	21	2	10%	26	1	4%	20-Feb-13
PAKISTAN	187	74	40%	247	40	16%	24-Sep-13

Data source Polio RRL

Map1: Distribution of Wild Polio cases Pakistan 2013*

Districts/ Towns with Wild Polio cases = 16



Province/ Country	Date of Last Case		Number of cases 2013	
	P1	P3	P1	P3
PUNJAB	Sep, 2013	Jun, 2010	3	-
SINDH	Sep, 2013	Jan, 2010	4	-
KHYBER- PAKHTUNKHWA	Sep, 2013	Oct, 2010	8	-
FATA	Oct, 2013	Apr, 2012	38	-
BALUCHISTAN	Oct, 2012	Apr, 2010	-	-
AJK	-	Jun, 2000	-	-
GILGIT-BALTISTAN	Aug, 2012	-	-	-
ISLAMABAD	Sep, 2008	Sep, 2008	-	-
PAKISTAN	Oct, 2013	Apr, 2012	53	-

○ District with last polio case in province

Cases randomly placed
in districts

— Provincial Boundary
— Districts Boundary

* Afp.rec Data as of 24-10-2013

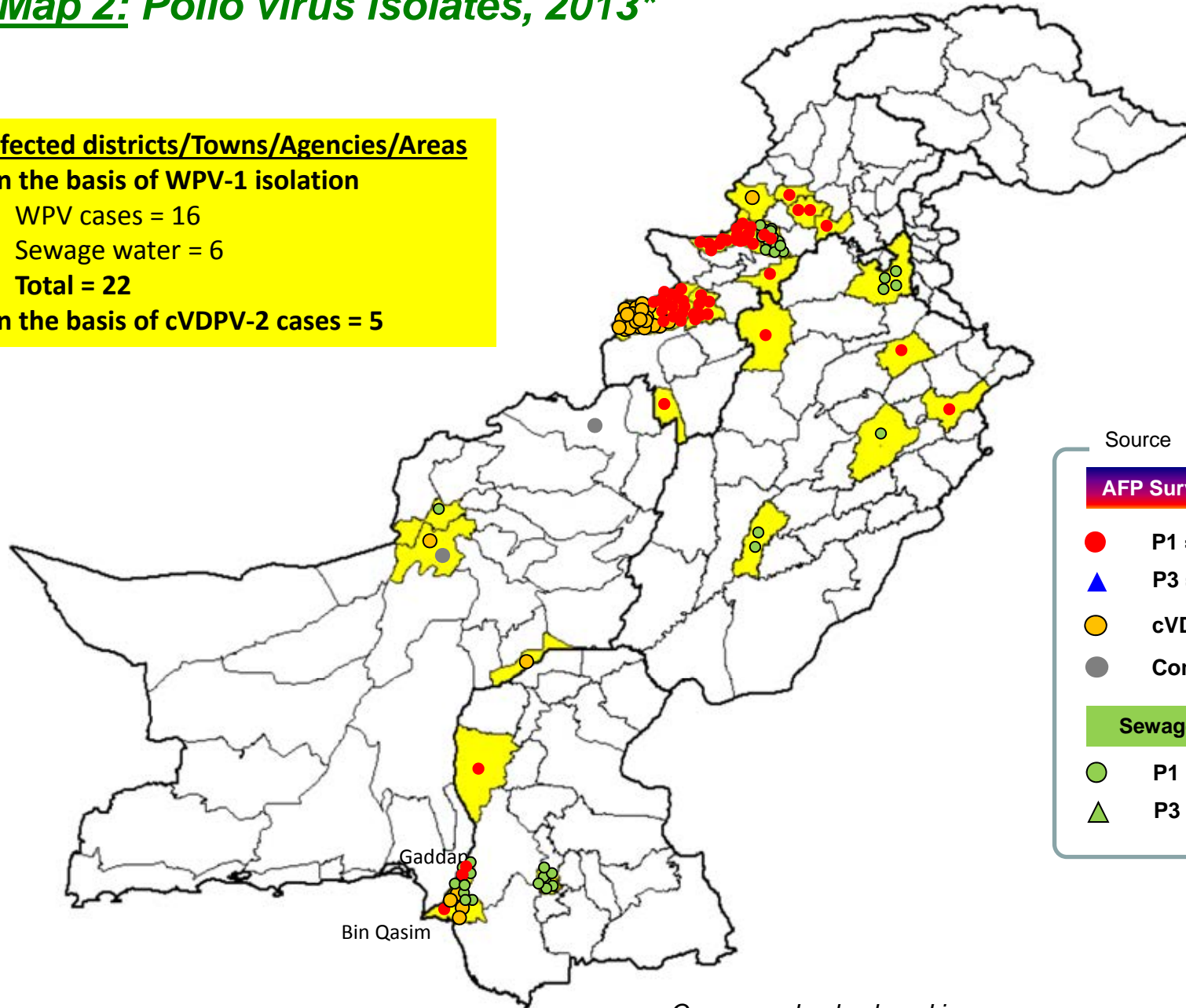
Map 2: Polio virus isolates, 2013*

Infected districts/Towns/Agencies/Areas

On the basis of WPV-1 isolation

- WPV cases = 16
- Sewage water = 6
- Total = 22

On the basis of cVDPV-2 cases = 5



Source

AFP Surveillance

- P1 = 53
- ▲ P3 = 0
- cVDPV-2 = 36
- Compatible = 2

Sewage water

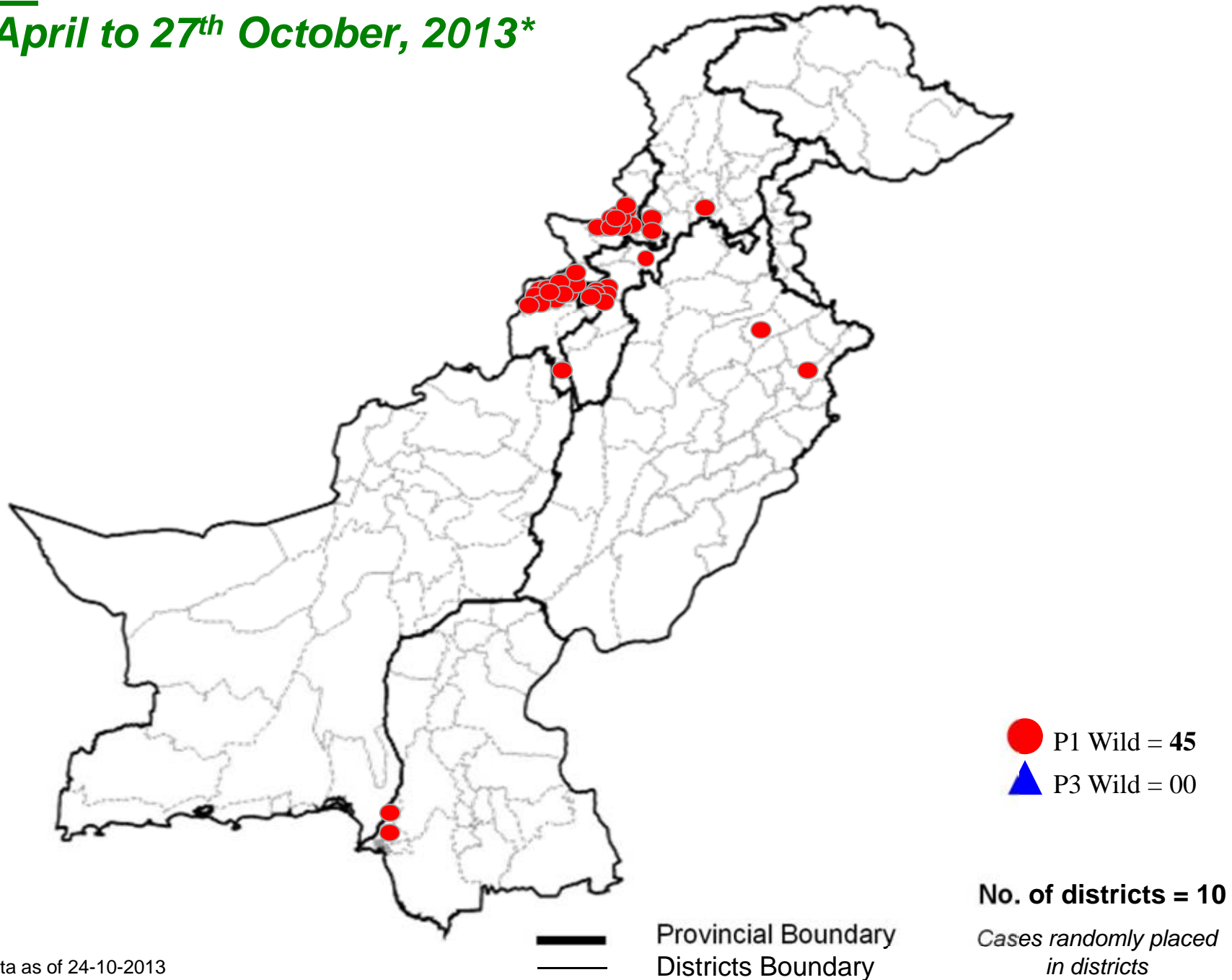
- P1 = 40
- ▲ P3 = 0

— Provincial Boundary
 — Districts Boundary

Cases randomly placed in districts

* Afp.rec Data as of 24-10-2013

Map 3: Wild Polio cases in the last 6 months from 28th April to 27th October, 2013*



* Afp.rec Data as of 24-10-2013

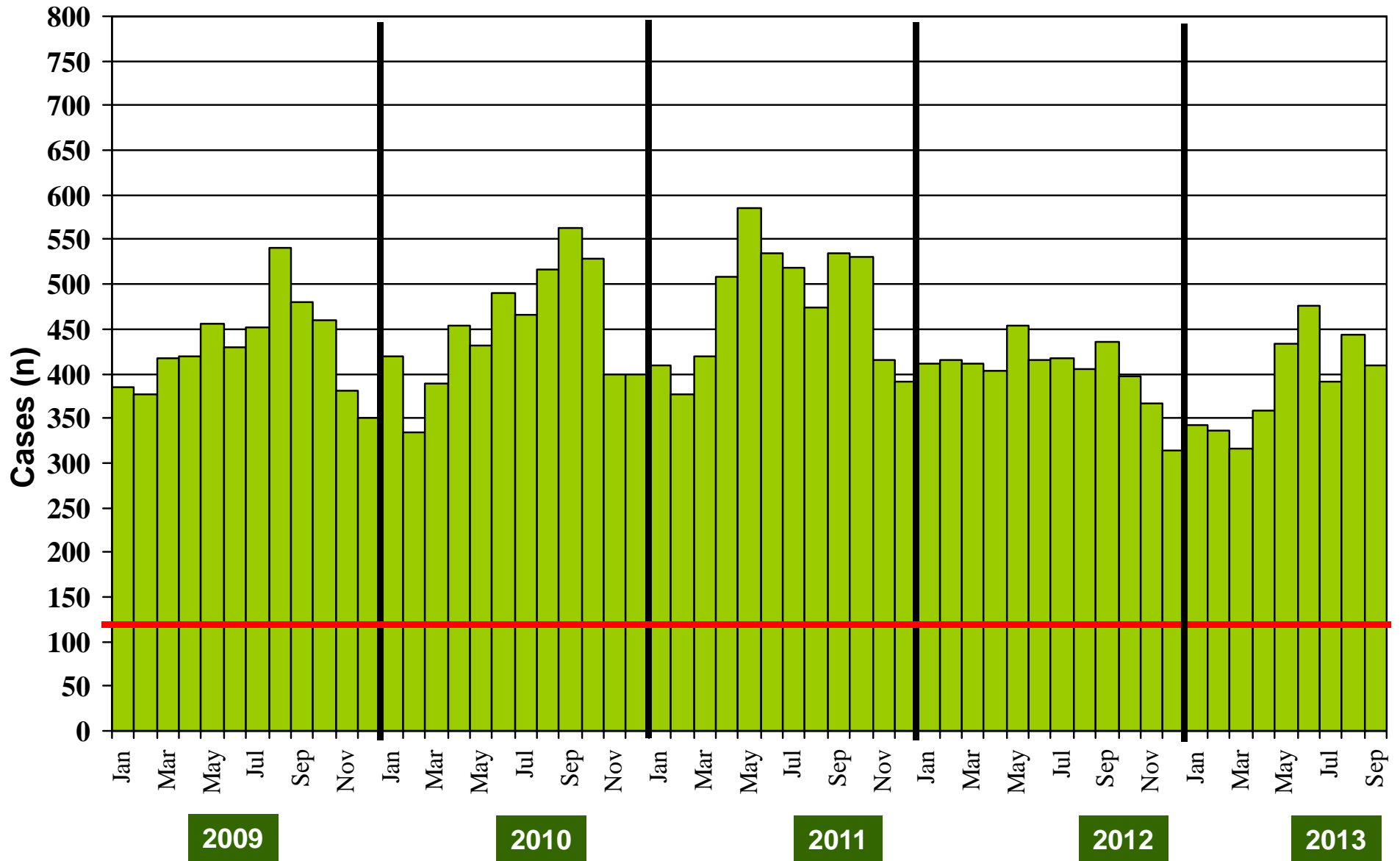
**Table 4: Distribution of AFP Cases By Week of Onset ^
Pakistan 2013* [Week number/Ending on]**

PROVINCE	W 28 13 July 2013	W 29 20 July 2013	W 30 27 July 2013	W 31 03 Aug 2013	W 32 10 Aug 2013	W 33 17 Aug 2013	W 34 24 Aug 2013	W 35 31 Aug 2013	W 36 07 Sep 2013	W 37 14 Sep 2013	W 38 21 Sep 2013	W 39 28 Sep 2013	W 40 05 Oct 2013	W 41 12 Oct 2013	W 42 19 Oct 2013
PUNJAB	47	44	37	53	30	52	51	43	51	49	53	51	46	21	10
SINDH	23	14	19	11	18	27	26	19	20	27	21	19	22	8	1
KP	19	17	24	20	14	25	18	26	22	15	18	17	22	12	2
FATA	8	2	5	4	14	6	12	8	12	18	11	14	16	9	3
BALUCHISTAN	3	6	3	2	3	8	9	2	1	5	5	3	4	2	0
AJK	0	1	2	0	0	2	2	2	0	1	0	0	0	0	0
GILGIT BILTISTAN	0	0	0	0	0	0	0	0	1	0	0	0	0	0	0
ISLAMABAD	0	0	1	0	0	1	0	1	0	0	0	0	1	0	0
PAKISTAN	100	84	91	90	79	121	118	101	107	115	108	104	111	52	16

* Afp.rec & Afplab.rec: Data as of 24-10-2013

^ MMWR Epidemiological Weeks

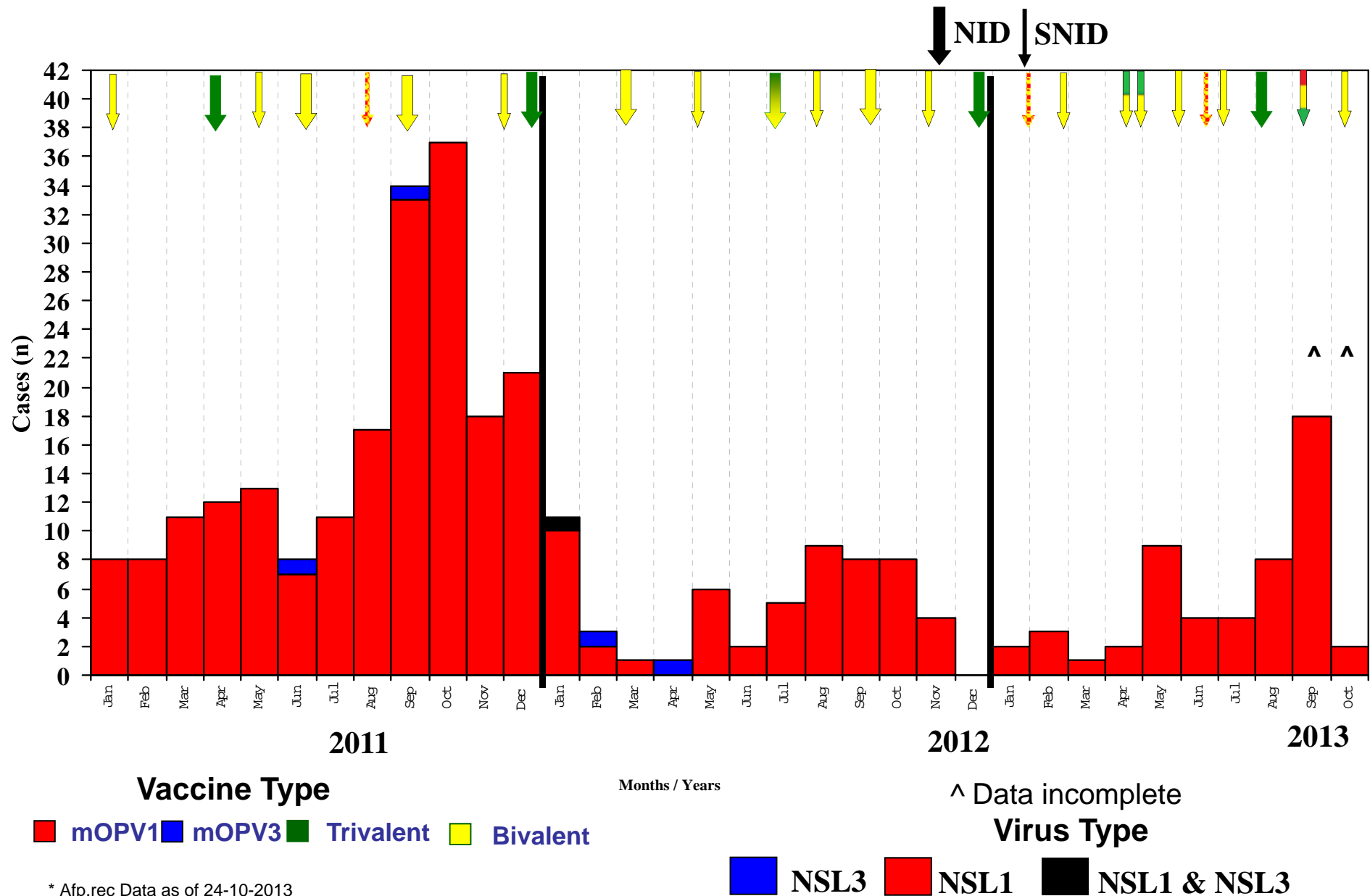
Graph 1: Distribution of AFP Cases by Month, Pakistan 2009-2013*



@ Non-polio AFP rate of 2/100,000 children < 15 years

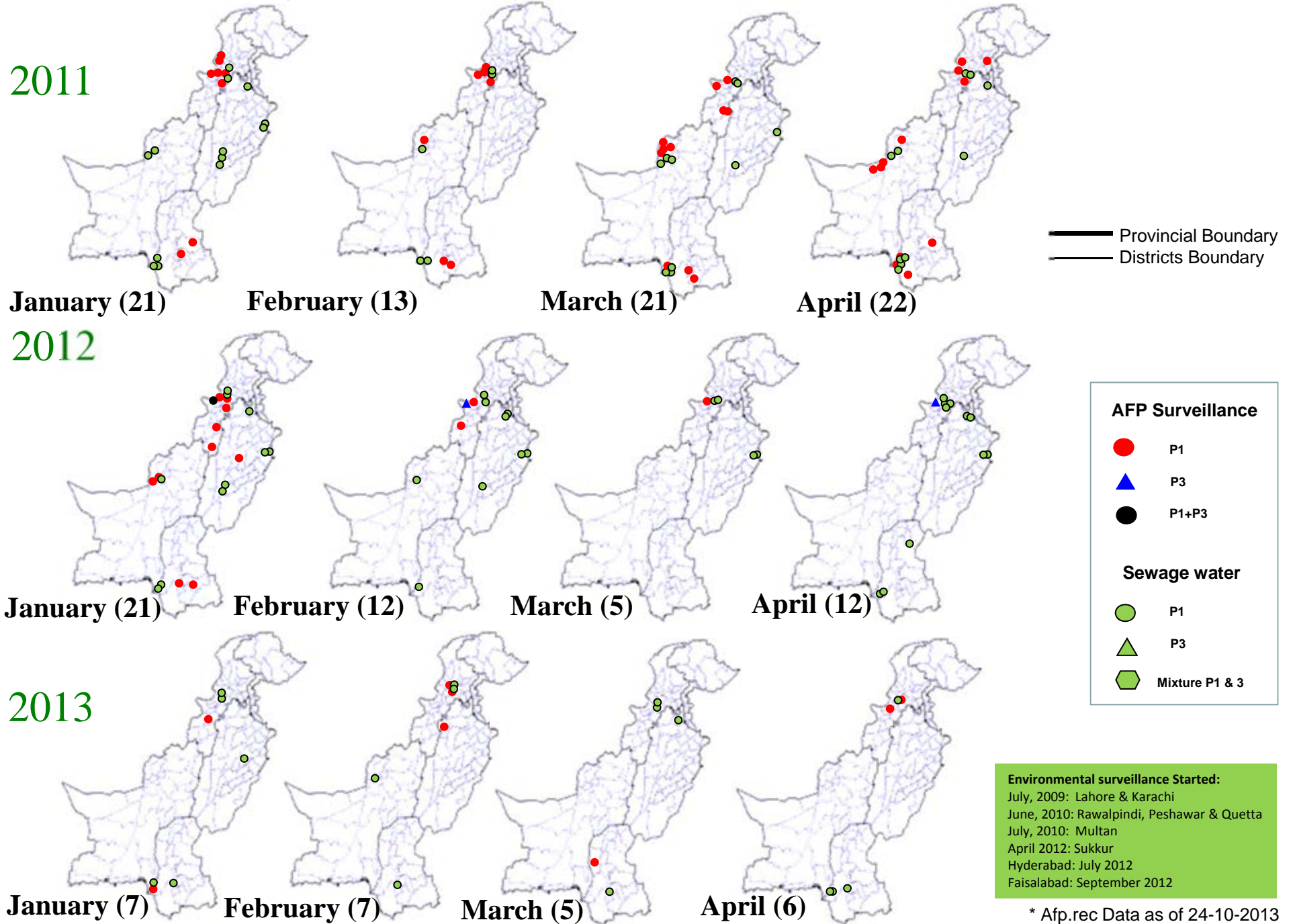
* Afp.rec Data as of 24-10-2013

Confirmed Polio Cases By Poliovirus Type, 2011-2013*



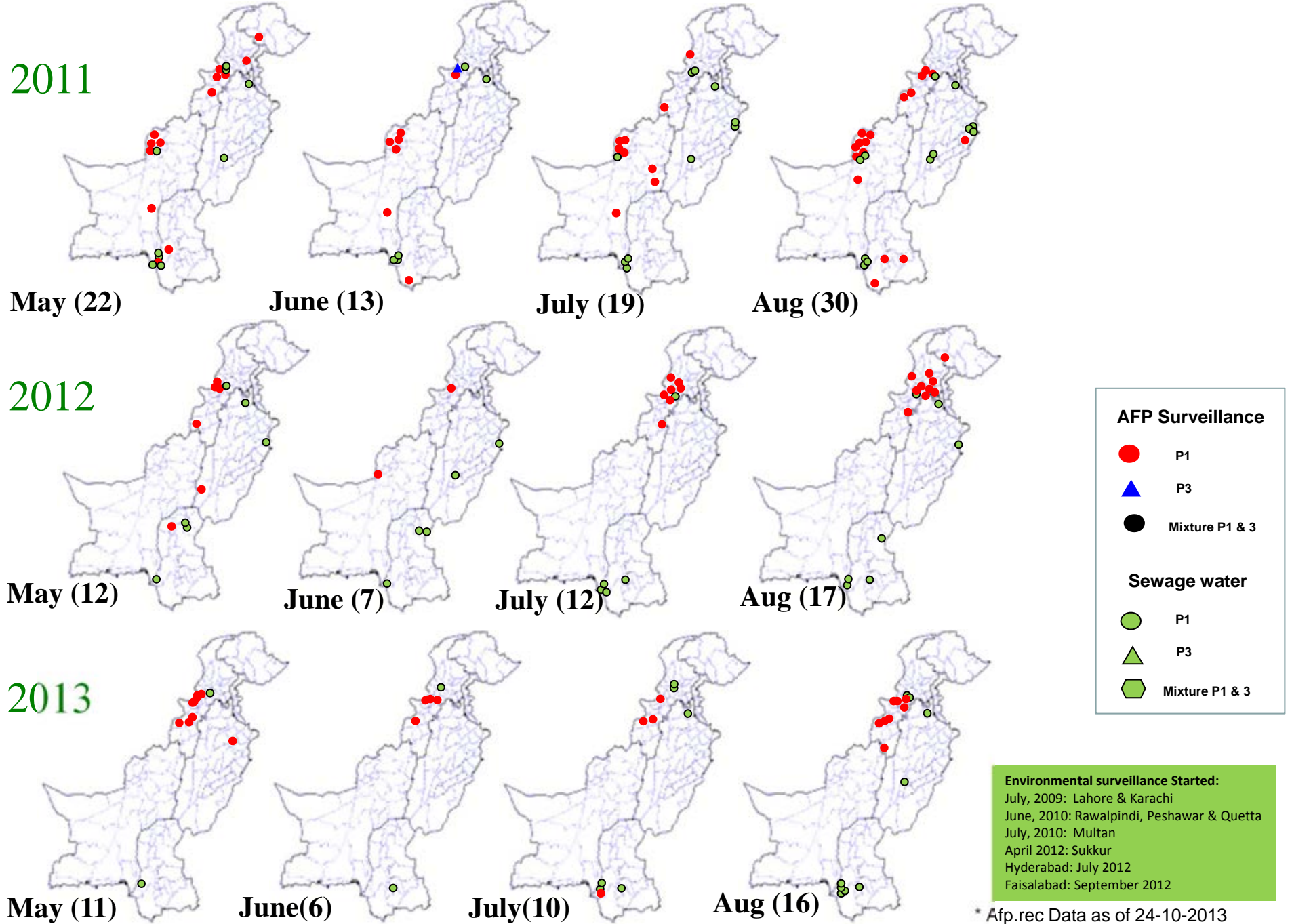
* Afp.rec Data as of 24-10-2013

Map 4: Monthly Comparison of P1 & P3 Polio Cases/Isolates 2011-2013*



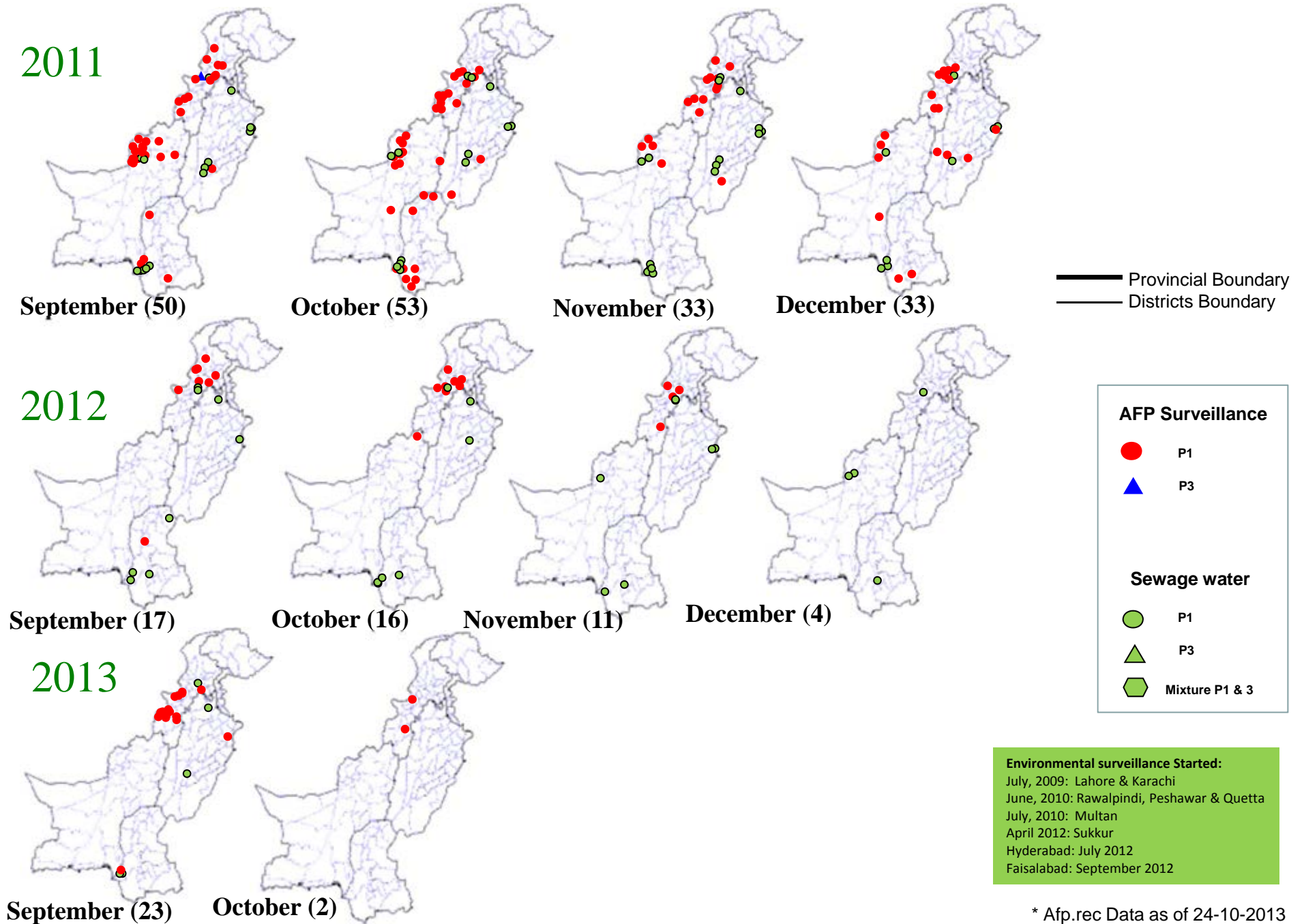
* Afp.rec Data as of 24-10-2013

Map 4.1: Monthly Comparison of P1 & P3 Polio Cases/Isolates 2011-2013*



* Afp.rec Data as of 24-10-2013

Map 4.2: Monthly Comparison of P1 & P3 Polio Cases/Isolates 2011-2013*

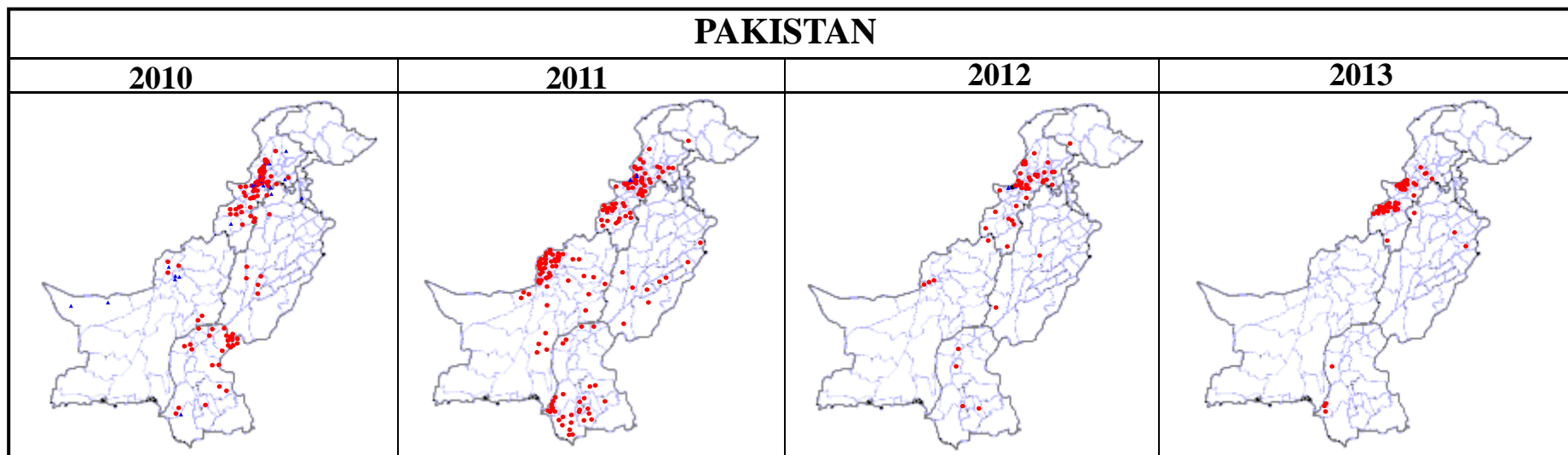


* Afp.rec Data as of 24-10-2013

Table 5: Polio Eradication Update, Pakistan 2010-2013*

Province/Region	Polio 1				Polio 3				Total Wild			
	2010	2011	2012	2013	2010	2011	2012	2013	2010	2011	2012	2013
PUNJAB	6	9	2	3	1	0	-	-	7	9	2	3
SINDH	26	33	4	4	1	0	-	-	27	33	4	4
KP	19	23	27	8	5	0	-	-	24	23	27	8
FATA^	63	57	17	38	11	2	2	-	74	59	20^	38
BALUCHISTAN	6	73	4	-	6	0	-	-	12	73	4	-
AJK	0	0	-	-	0	0	-	-	0	0	-	-
Gilgit-Baltistan	0	1	1	-	0	0	-	-	0	1	1	-
ISLAMABAD	0	0	-	-	0	0	-	-	0	0	-	-
PAKISTAN	120	196	55	53	24	2	2	-	144	198	58	53

^ FATA reported mixture of NSL1 & NSL3



* Afp.rec Data as of 24-10-2013

Table 6: Vaccination status of non polio AFP cases age 6-59 months 2010-2013*

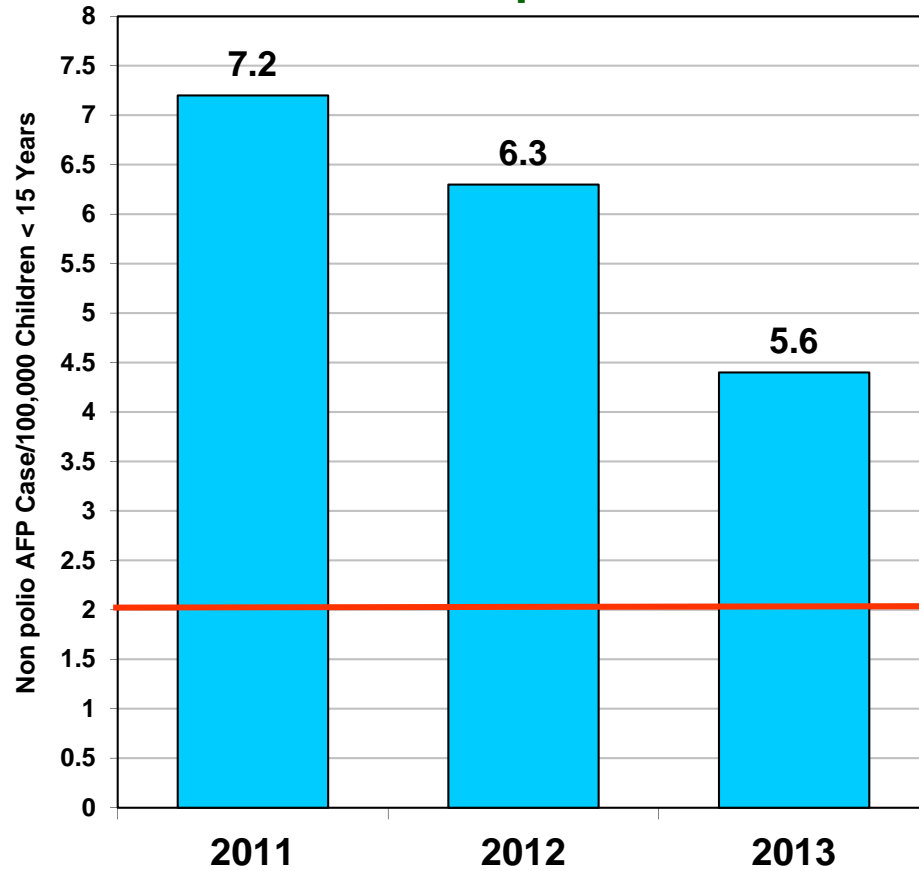
REGION	0 dose				1-2 doses				3 doses				4-6 doses				7+ doses			
	10	11	12	13	10	11	12	13	10	11	12	13	10	11	12	13	10	11	12	13
Central Punjab	0%	0%	0%	0%	1%	1%	0%	0%	1%	2%	0%	1%	7%	6%	4%	8%	91%	92%	95%	91%
North Punjab	0%	0%	0%	0%	0%	1%	0%	0%	2%	1%	0%	0%	6%	5%	4%	4%	91%	93%	96%	96%
South Punjab	0%	0%	0%	0%	1%	0%	0%	0%	0%	1%	0%	0%	5%	5%	4%	5%	94%	93%	96%	94%
PUNJAB	0%	0%	0%	0%	1%	1%	0%	0%	1%	1%	0%	0%	6%	5%	4%	6%	92%	93%	96%	93%
Karachi	2%	4%	1%	1%	0%	1%	1%	4%	3%	0%	2%	0%	7%	6%	6%	5%	88%	88%	90%	90%
North Sindh	0%	0%	0%	0%	1%	1%	0%	0%	0%	0%	1%	0%	4%	5%	4%	6%	95%	94%	94%	94%
South Sindh	0%	1%	0%	0%	1%	1%	1%	1%	1%	0%	2%	1%	9%	6%	4%	8%	89%	93%	93%	91%
SINDH	1%	1%	0%	0%	1%	1%	1%	1%	1%	0%	1%	0%	7%	6%	4%	7%	91%	92%	93%	92%
Central Khyber Pakhtunkhwa	1%	1%	2%	1%	0%	1%	1%	0%	1%	0%	0%	0%	2%	3%	2%	2%	97%	95%	95%	96%
North Khyber Pakhtunkhwa	2%	1%	2%	0%	1%	2%	2%	1%	2%	1%	2%	1%	6%	7%	9%	6%	89%	90%	85%	93%
South Khyber Pakhtunkhwa	3%	2%	2%	1%	3%	4%	1%	0%	3%	4%	1%	0%	14%	7%	9%	5%	76%	83%	87%	94%
Khyber Pakhtunkhwa	1%	1%	2%	1%	1%	2%	1%	0%	2%	1%	1%	0%	6%	5%	6%	4%	90%	91%	89%	95%
FATA	14%	14%	18%	42%	11%	10%	6%	5%	6%	5%	3%	5%	18%	11%	12%	6%	51%	61%	62%	40%
North Balochistan	12%	4%	12%	10%	0%	12%	10%	13%	4%	23%	3%	4%	12%	12%	17%	19%	72%	50%	57%	54%
Quetta Block	0%	31%	14%	10%	11%	10%	10%	10%	0%	3%	0%	0%	9%	14%	14%	10%	81%	43%	62%	71%
Rest of Balochistan	6%	7%	9%	6%	2%	2%	6%	3%	2%	5%	5%	3%	11%	10%	10%	24%	78%	76%	70%	61%
BALOCHISTAN	5%	16%	8%	7%	4%	6%	8%	7%	2%	6%	3%	4%	11%	12%	17%	17%	78%	60%	64%	65%
PAKISTAN	1%	2%	1%	3%	1%	1%	1%	1%	1%	1%	1%	1%	7%	6%	5%	6%	89%	89%	92%	89%

* Afp.rec Data as of 24-10-2013

Key Surveillance Indicators; 2011-2013*

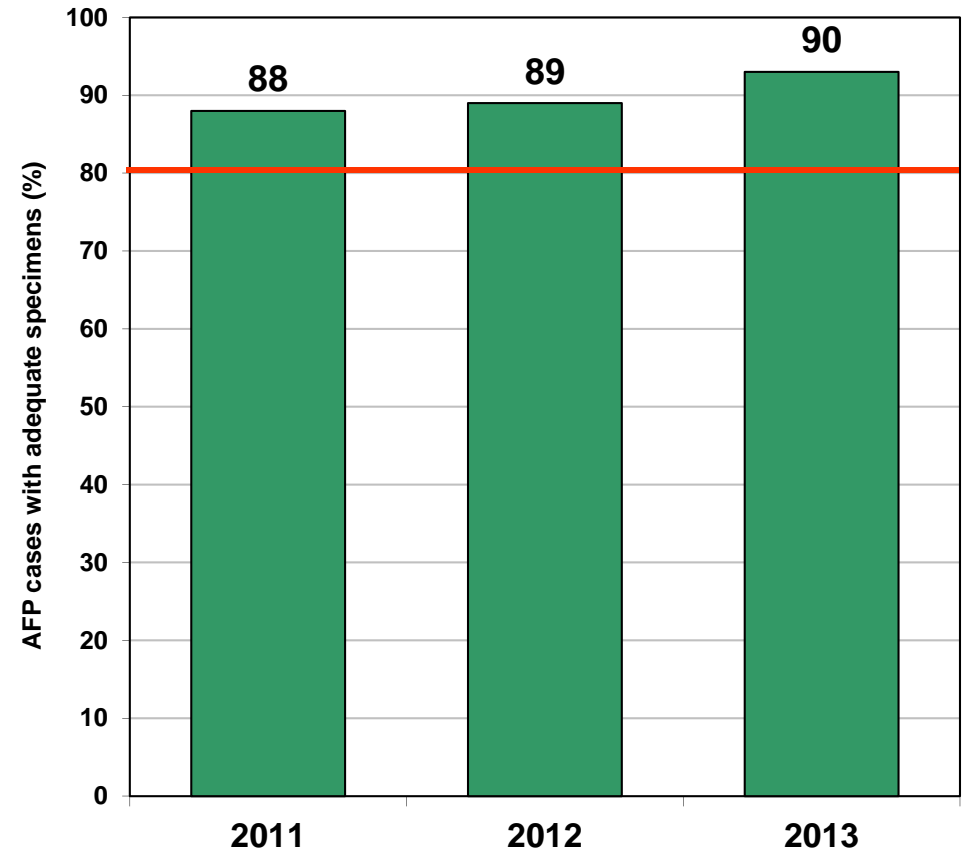
(Non polio AFP rate and % AFP cases with adequate specimens)

Graph 3



■ Non Polio AFP Rate

Graph 4



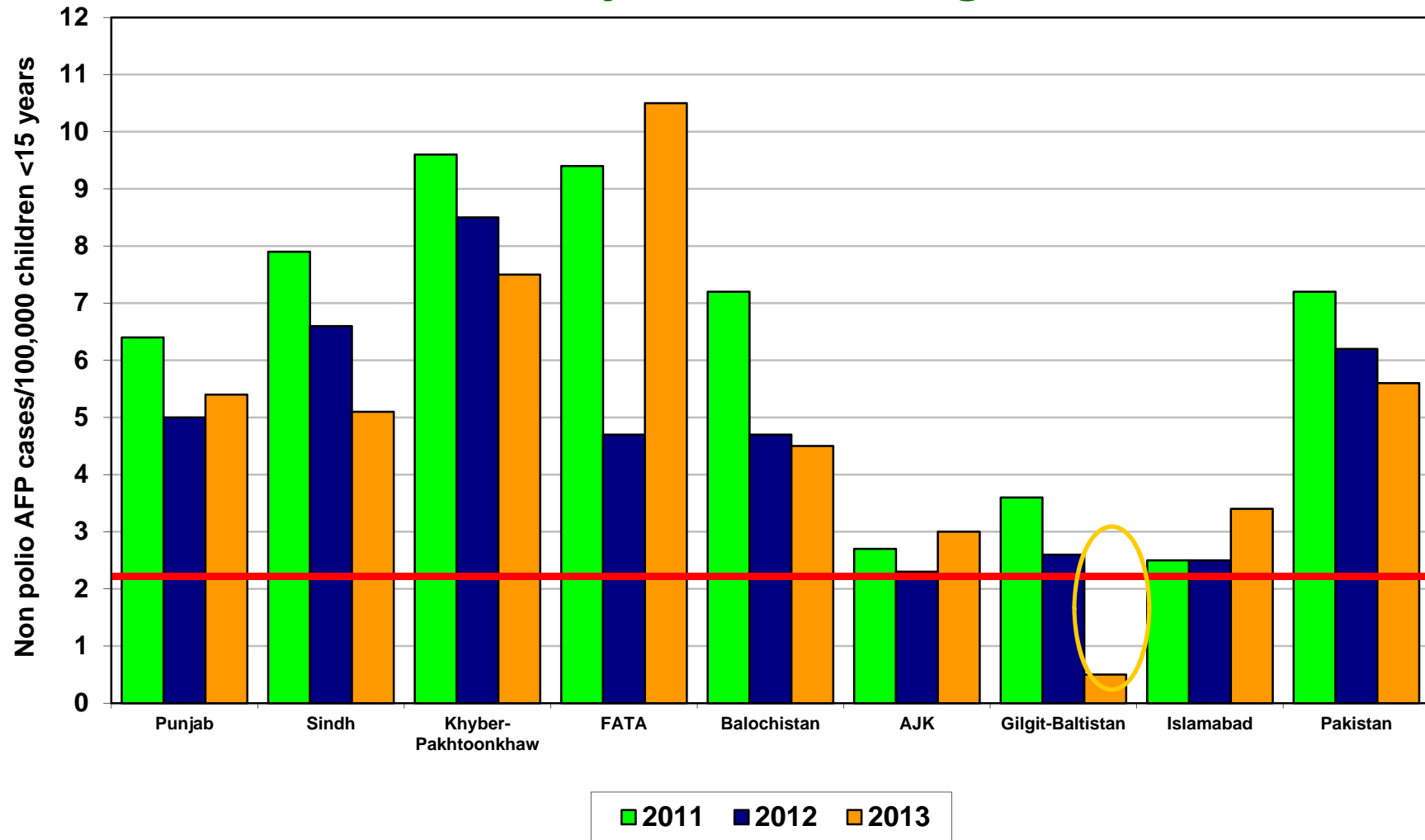
■ % AFP with Adequate Specimens

— Target

Non Polio AFP rate Up to Week No. 42 ended on 19th October, 2013

* Afp.rec Data as of 24-10-2013

Non Polio AFP Rate By Province/Regions, 2011-2013*

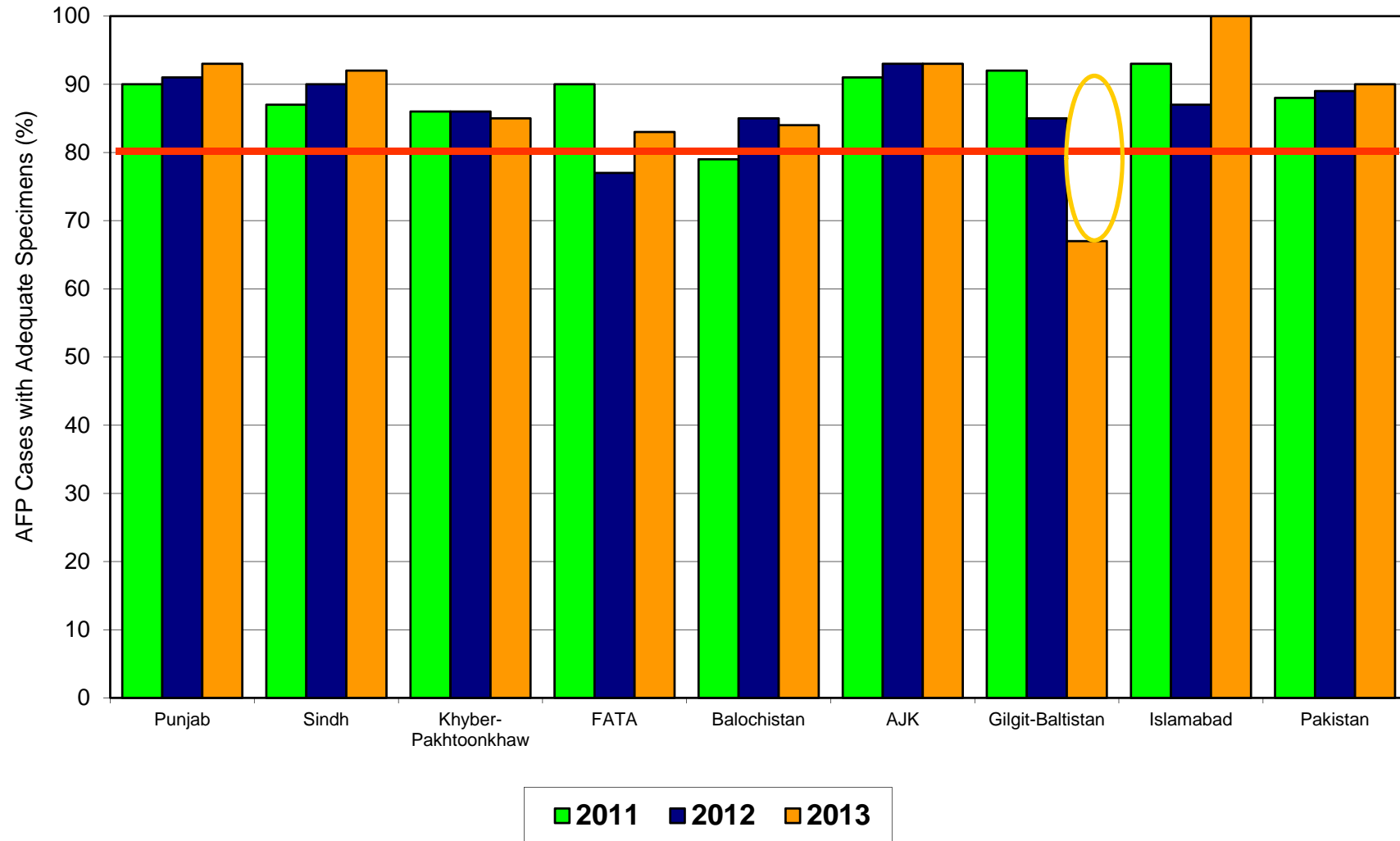


Non Polio AFP rate Up to Week No. 42 ended on 19th October, 2013

 Target Non-Polio AFP Rate 2/ 100000 < 15 years of the age

* Afp.rec Data as of 24-10-2013

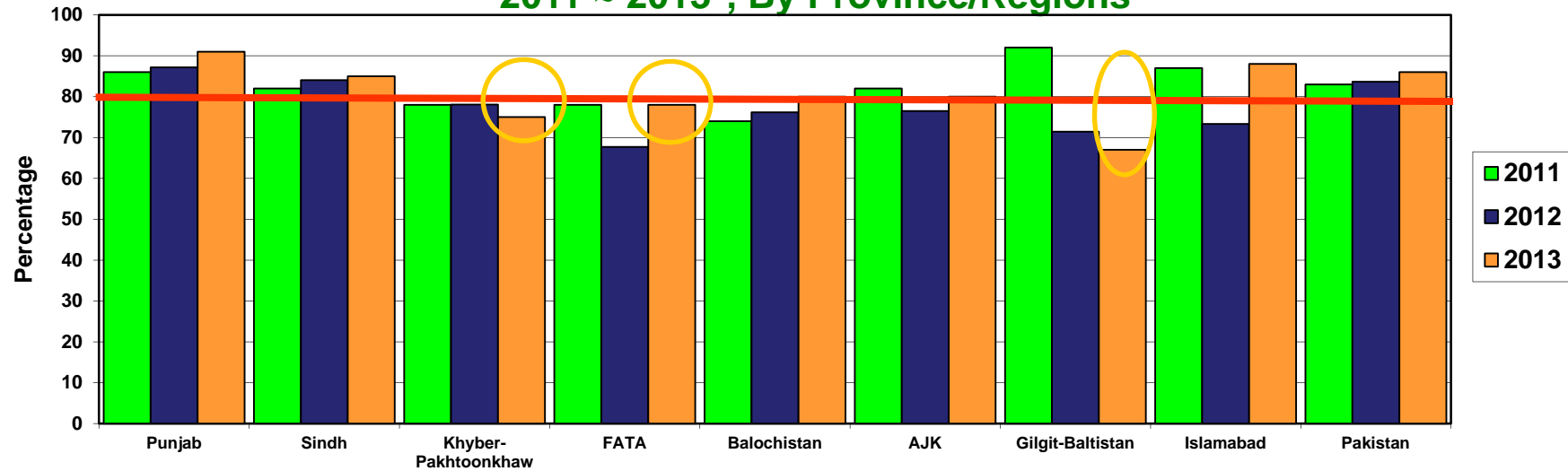
Percent AFP Cases with Adequate Specimens By Province/Regions, 2011-2013*



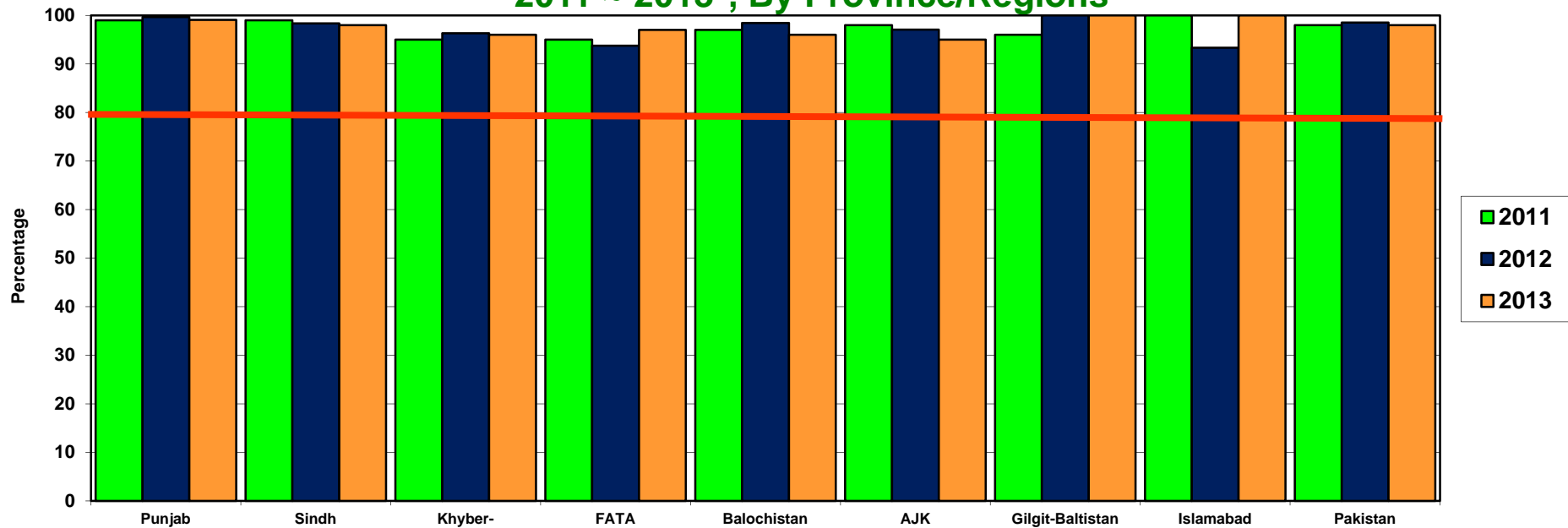
* Afp.rec Data as of 24-10-2013

Target Adequate Sample cases = 80%

**Graph 5: Percent AFP Cases Notified within 07 days of paralysis onset
2011 ~ 2013*, By Province/Regions**



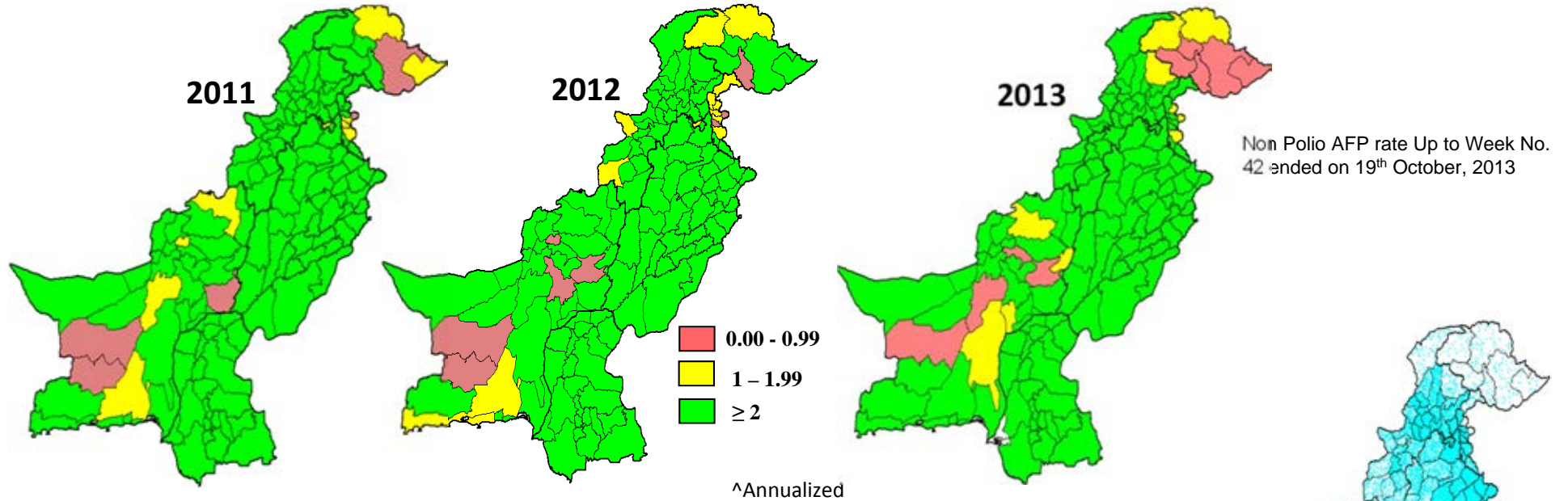
**Graph 6: Percent AFP Cases Investigated within 48 hours of notification
2011 ~ 2013*, By Province/Regions**



* Afp.rec Data as of 24-10-2013

— Target

Non-Polio[^] AFP Rate by District



Percent AFP Cases with Adequate Specimens, by District

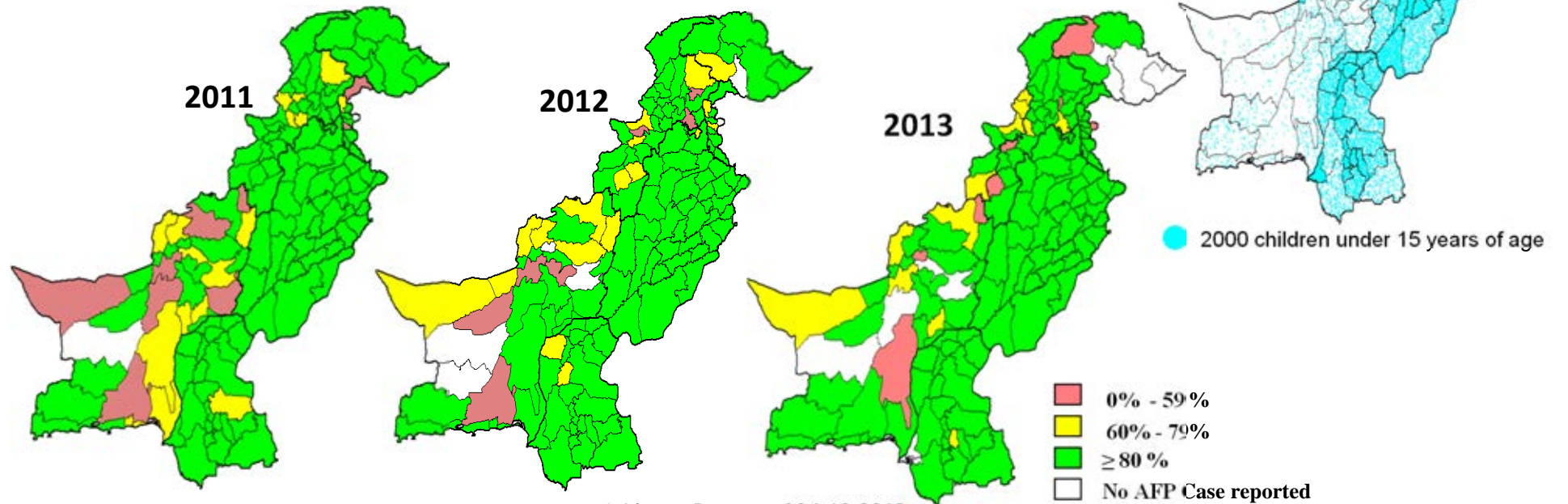


Table 7: AFP CASES PENDING FOR CLASSIFICATION WITH DATE OF ONSET MORE THAN 90 DAYS* 2013 (1/3)

S. No	DISTRICT	TEHSIL	EPID	SEX	AGE	DONSET	DOSESE	DSTOOL1	DSTOOL2	LAB	FEVER	ASVM	PROG	FUP	PEND (DAYS)
1	KARAK	KARAK	KP/51/13/005	F	13	01-01-13	7+	15-02-13	17-02-13	EV	N	Y	Y	Y	296
2	KHYBER	LANDI KOTAL	FT/34/13/003	M	84	10-02-13	7+	25-02-13	27-02-13	NVI	Y	N	Y		256
3	KHYBER	JAMRUD	FT/34/13/004	F	16	22-01-13	7+	05-03-13	06-03-13	EV	Y	Y	Y		275
4	MARDAN	MARDAN	KP/40/13/007	M	29	17-01-13	7+	06-02-13	07-02-13	EV	Y	Y	Y	Y	280
5	PESHAWAR	PESHAWAR	KP/30/13/008	M	96	15-01-13	7+	26-02-13	27-02-13	NVI	N	N	Y	Y	282
6	SWAT	SWAT	KP/24/13/004	M	120	20-02-13	7+	Child Died Before Stool Collection			Y	N	Y	DIED	246
7	WAZIR-N	MIRAN SHAH	FT/64/13/001	M	96	08-02-13	6	13-02-13		NVI	Y	N	Y	DIED	258
8	BAHAWALPUR	HASILPUR	PB/71/13/029	F	18	27-06-13	7+	24-07-13	25-07-13	EV	Y	Y	Y	Y	119
9	BAHWLNAGAR	MINCHINABAD	PB/73/13/038	F	120	08-06-13	7+	29-06-13	01-07-13	EV	N	N	Y	Y	138
10	BAHWLNAGAR	FORTABBAS	PB/73/13/043	M	102	23-06-13	7+	Child Died Before Stool Collection			Y	N	Y	DIED	123
11	FAISALABAD	TANDLIAN WALA	PB/51/13/049	F	18	22-05-13	7+	27-06-13	28-06-13	NVI	Y	Y	UK	Y	155
12	GUJRANWALA	KHIALI SHAHPUR	PB/21/13/055	M	96	14-06-13	7+	03-07-13	05-07-13	NVI	Y	Y	Y	Y	132
13	KHANEWAL	KABIRWALA	PB/62/13/042	F	108	28-06-13	7+	07-07-13		NVI	Y	N	Y	DIED	118
14	KHANEWAL	JAHANIAN	PB/62/13/047	M	120	29-06-13	7+	29-07-13	31-07-13	NVI	Y	N	Y	Y	117
15	KHANEWAL	KABIRWALA	PB/62/13/049	M	120	06-07-13	7+	28-08-13	29-08-13	NVI	Y	Y	Y	Y	110
16	LODHRAN	LODHRAN	PB/64/13/034	M	95	04-07-13	7+	18-07-13	25-07-13	NVI	Y	N	Y	Y	112
17	LODHRAN	LODHRAN	PB/64/13/035	M	84	22-05-13	7+	14-07-13	15-07-13	NVI	N	N	Y	Y	155
18	MULTAN	JALALPUR PIRWALA	PB/61/13/046	M	76	18-05-13	7+	17-06-13	19-06-13	NVI	Y	Y	Y	Y	159
19	MUZFARGARH	ALIPUR	PB/83/13/076	M	2	08-07-13	1	10-08-13	12-08-13	NVI	N	Y	Y	Y	108
20	MUZFARGARH	KOT ADDU	PB/83/13/081	M	25	13-07-13	7+	22-08-13	24-08-13	NVI	Y	Y	Y	Y	103
21	OKARA	DEPALPUR	PB/34/13/031	M	24	27-05-13	7+	07-07-13	08-07-13	EV	N	Y	Y	Y	150
22	PAKPATTEN	PAKPATTAN	PB/66/13/018	M	156	25-07-13	7+	15-08-13	16-08-13	NVI	Y	Y	Y	Y	91
23	PAKPATTEN	PAKPATTAN	PB/66/13/021	M	60	14-06-13	7+	Late Notified			Y	Y	Y	Y	132
24	RAJANPUR	RAJANPUR	PB/82/13/036	F	6	03-06-13	5	07-07-13	08-07-13	EV	Y	Y	Y	Y	143
25	RAWALPINDI	RAWALPINDI	PB/11/13/028	M	132	13-05-13	7+	03-06-13	05-06-13	NVI	N	N	Y	Y	164
26	RAWALPINDI	MURREE	PB/11/13/041	M	177	05-07-13	7+	23-07-13	24-07-13	NVI	N	N	Y	Y	111
27	SAHIWAL	SAHIWAL	PB/65/13/024	M	120	12-06-13	7+	22-07-13	23-07-13	NVI	Y	Y	Y	Y	134
28	SAHIWAL	CHICHAWATNI	PB/65/13/025	F	6	25-06-13	5	30-07-13	01-08-13	NVI	Y	N	Y	Y	121
29	SHEIKUPURA	FEROZEWALA	PB/33/13/030	M	144	22-05-13	7+	14-06-13	15-06-13	NVI	N	Y	Y	Y	155
30	SHEIKUPURA	MURIDKE	PB/33/13/038	M	84	03-07-13	7+	11-07-13		NVI	Y	N	Y	DIED	113
31	TTSINGH	GOJRA	PB/52/13/032	M	2	24-06-13	3	25-07-13	27-07-13	EV	Y	N	Y	Y	122
32	GHOTKI	KHANGARH	SD/42/13/052	M	72	21-07-13	7+	30-08-13	31-08-13	NVI	Y	N	Y	Y	95
33	HYDERABAD	HYDERABAD RURAL	SD/21/13/006	M	84	01-04-13	7+	Child Died Before Stool Collection			Y	N	Y	DIED	206
34	JACOBABAD	THUL	SD/53/13/013	M	156	16-05-13	7+	11-06-13	15-06-13	NVI	Y	Y	Y	Y	161
35	JACOBABAD	THUL	SD/53/13/017	M	10	26-06-13	7+	26-07-13	27-07-13	EV	Y	Y	Y	Y	120
36	JAMSHORO	T.B.KHAN	SD/25/13/009	F	18	03-05-13	7+	25-05-13	12-06-13	NVI	N	N	Y	Y	174
37	KAMBAR	WARAH	SD/55/13/006	M	96	01-01-13	7+	Late Notified			N	Y	Y	Y	296
38	KASHMORE	KANDHKOT	SD/54/13/002	M	54	27-05-13	7+				N	N	Y	LOST	150
39	KHIBALDIA	BALDIA	SD/61/13/005	F	36	18-06-13	4	Child Died Before Stool Collection			N	N	Y	DIED	128
40	KHIGADAP	GADAP	SD/63/13/010	F	42	02-06-13	7+				Y	N	Y	DIED	144
41	KHIJAMSHEED	JAMSHEED	SD/66/13/004	F	60	01-05-13	7+				Y	N	Y	DIED	176
42	KHIKAMARI	KAMARI	SD/67/13/005	M	108	25-06-13	7+				Y	Y	Y	Y	121
43	KHISADDAR	SADDAR	SD/77/13/004	F	38	05-04-13	7+	10-05-13	11-05-13	NVI	N	N	Y	Y	202
44	NFEROZ	BHIRIA	SD/45/13/003	F	144	05-02-13	7+	Child Died Before Stool Collection			Y	Y	Y	DIED	261

€ Based on recall of parents

* Afp.rec Data as of 24-10-2013

60 days Follow-up not done

FUP = Residual Weakness at 60 days follow up.

Table 7.1: AFP CASES PENDING FOR CLASSIFICATION WITH DATE OF ONSET MORE THAN 90 DAYS* 2013 (2/3)

S. No	DISTRICT	TEHSIL	EPID	SEX	AGE	DONSET	DOSE€	DSTOOL1	DSTOOL2	LAB	FEVER	ASTM	PROG	FUP	PEND (DAYS)
45	NFEROZ	MORO	SD/45/13/013	F	54	10-05-13	7+	01-06-13	02-06-13	NVI	N	Y	Y	Y	167
46	SANGHAR	KHIPRO	SD/32/13/005	M	144	05-03-13	7+	Late Notified			N	N	Y	Y	233
47	T.ALLAHYAR	TANDO ALLAHYAR	SD/27/13/009	M	4	28-05-13	4	24-06-13	25-06-13	NVI	Y	Y	Y	Y	149
48	T.ALLAHYAR	J.MUREE	SD/27/13/010	M	72	13-06-13	7+	Child Died Before Stool Collection			Y	Y	Y	DIED	133
49	THATTA	THATTA	SD/22/13/032	M	72	06-06-13	7+	15-07-13	16-07-13	NVI	Y	Y	Y	Y	140
50	ABOTABAD	HAVALIAN	KP/10/13/017	M	96	23-07-13	7+	14-08-13	15-08-13	NVI	Y	N	Y		93
51	BANNU	BANNU	KP/61/13/010	M	53	30-04-13	7+	Late Notified			Y	N	N	Y	177
52	BUNIR	DAGGAR	KP/22/13/008	M	35	12-03-13	7+	01-04-13	02-04-13	NVI	Y	Y	Y	Y	226
53	BUNIR	DAGGAR	KP/22/13/007	M	132	28-02-13	7+	30-03-13	31-03-13	NVI	N	N	Y	Y	238
54	BUNIR	DAGGAR	KP/22/13/015	M	72	01-01-13	7+	Late Notified			Y	Y	Y	Y	296
55	DIKHAN	KULACHI	KP/60/13/013	F	18	22-04-13	5	16-06-13	17-06-13	VACC	N	Y	Y	Y	185
56	DIKHAN	DIKHAN	KP/60/13/014	M	54	17-06-13	7+	20-06-13		NVI	Y	Y	Y	DIED	129
57	DIRLOWER	SAMAR BAGH	KP/23/13/015	F	13	30-01-13	7+	Late Notified			Y	Y	Y	Y	267
58	DIRLOWER	SAMAR BAGH	KP/23/13/033	F	96	25-07-13	7+	05-09-13	07-09-13	NVI	Y	Y	Y	Y	91
59	DIRUPPER	DIR	KP/25/13/006	F	21	25-07-13	7+	08-08-13	10-08-13	EV	UK	Y	Y		91
60	HANGU	HANGU	KP/54/13/005	M	12	21-06-13	7+	08-07-13	09-07-13	EV	Y	Y	Y		125
61	HANGU	HANGU	KP/54/13/004	F	30	05-06-13	7+	05-07-13	06-07-13	EV	Y	N	Y	Y	141
62	HANGU	HANGU	KP/54/13/008	M	36	03-07-13	7+	24-07-13		EV	Y	N	Y		113
63	HARIPUR	HARIPUR	KP/12/13/005	M	66	18-01-13	7+	19-02-13	20-02-13	EV	N	N	Y	Y	279
64	HARIPUR	HARIPUR	KP/12/13/012	F	20	18-04-13	7+	19-05-13	20-05-13	EV	Y	Y	Y	Y	189
65	HARIPUR	HARIPUR	KP/12/13/019	F	20	28-06-13	7+	18-08-13	19-08-13		Y	Y	Y		118
66	KOHAT	LACHI	KP/50/13/012	M	96	28-05-13	7+	26-06-13	27-06-13	NVI	N	N	Y	Y	149
67	KOHAT	LACHI	KP/50/13/015	M	21	15-05-13	7+	Late Notified			Y	Y	Y	Y	162
68	LAKKIMRWT	LAKKIMRWT	KP/62/13/018	M	26	22-05-13	7+	21-06-13	22-06-13		N	Y	Y	Y	155
69	MANSEHRA	MANSEHRA	KP/14/13/005	M	168	17-03-13	7+	Child Died Before Stool Collection			N	N	Y	DIED	221
70	MANSEHRA	MANSEHRA	KP/14/13/010	F	9	01-06-13	6	17-06-13	19-06-13	NVI	Y	N	Y	DIED	145
71	MANSEHRA	MANSEHRA	KP/14/13/019	F	24	13-07-13	7+	Child Died Before Stool Collection			UK	UK	Y	DIED	103
72	MARDAN	TAKHT BHAI	KP/40/13/034	M	5	10-03-13	6	Late Notified			N	Y	UK	Y	228
73	MARDAN	MARDAN	KP/40/13/059	F	24	25-07-13	7+	21-08-13	22-08-13	NVI	Y	Y	Y	Y	91
74	MARDAN	MARDAN	KP/40/13/046	F	24	15-06-13	7+	05-07-13	06-07-13	EV	Y	Y	Y	Y	131
75	MARDAN	MARDAN	KP/40/13/073	M	23	15-06-13	7+	Late Notified			UK	Y	UK	Y	131
76	NOWSHERA	NOWSHERA	KP/32/13/012	F	108	15-03-13	7+	Child Died Before Stool Collection			Y	N	Y	DIED	223
77	NOWSHERA	NOWSHERA	KP/32/13/031	M	25	25-07-13	7+	21-08-13	22-08-13	EV	Y	Y	Y		91
78	PESHAWAR	PESHAWAR	KP/30/13/022	F	22	06-02-13	7+	Late Notified			N	N	N	Y	260
79	PESHAWAR	PESHAWAR	KP/30/13/026	M	24	17-04-13	0	17-05-13	19-05-13	EV	Y	Y	Y	Y	190
80	PESHAWAR	PESHAWAR	KP/30/13/039	F	54	03-05-13	7+	14-06-13	15-06-13	EV	Y	Y	Y	Y	174
81	PESHAWAR	PESHAWAR	KP/30/13/047	M	9	23-06-13	7+	08-07-13	09-07-13	NVI	Y	Y	Y		123
82	PESHAWAR	PESHAWAR	KP/30/13/043	F	66	16-06-13	7+	07-07-13	08-07-13	NVI	Y	Y	Y	Y	130
83	PESHAWAR	PESHAWAR	KP/30/13/052	M	36	13-07-13	7+	27-07-13	28-07-13	EV	N	Y	Y		103
84	PESHAWAR	PESHAWAR	KP/30/13/055	F	48	22-07-13	7+	06-08-13	07-08-13	NVI	N	Y	Y		94
85	PESHAWAR	PESHAWAR	KP/30/13/057	F	21	14-07-13	7+	16-08-13	17-08-13	EV	Y	Y	Y		102
86	SHANGLA	MARTOONG	KP/26/13/001	M	72	08-01-13	7+	Late Notified			Y	Y	Y	LOST	289
87	SHANGLA	CHAKISAR	KP/26/13/008	F	36	01-06-13	7+	27-06-13	31-07-13	NVI	Y	Y	Y	Y	145
88	SWABI	SWABI	KP/41/13/029	M	36	25-07-13	7+	13-08-13	14-08-13	EV	N	Y	N		91

€ Based on recall of parents

* Afp.rec Data as of 24-10-2013

60 days Follow-up not done

FUP = Residual Weakness at 60 days follow up.

Table 7.1: AFP CASES PENDING FOR CLASSIFICATION WITH DATE OF ONSET MORE THAN 90 DAYS* 2013 (3/3)

S. No	DISTRICT	TEHSIL	EPID	SEX	AGE	DONSET	DOSE€	DSTOOL1	DSTOOL2	LAB	FEVER	ASTM	PROG	FUP	PEND (DAYS)
89	SWAT	SWAT	KP/24/13/006	F	132	02-04-13	7+	10-04-13		NVI	N	N	Y	DIED	205
90	SWAT	SWAT	KP/24/13/009	M	16	19-04-13	7+	14-05-13	15-05-13	NVI	Y	N	N	Y	188
91	TANK	TANK	KP/63/13/005	M	42	25-02-13	7+	27-04-13	28-04-13	NVI	Y	N	UK	Y	241
92	TANK	TANK	KP/63/13/008	M	24	06-07-13	7+	30-08-13	31-08-13	EV	N	Y	Y		110
93	JAFARABAD	SOHBAT PUR	BN/43/13/015	F	30	18-07-13	7+	30-08-13	31-08-13	EV	Y	Y	Y	Y	98
94	QUETTA	QUETTA CITY	BN/11/13/006	F	9	12-04-13	7+	27-05-13	28-05-13	NVI	N	Y	Y	Y	195
95	BAJOUR	MAMUND	FT/33/13/007	M	45	02-01-13	7+	Late Notified			N	Y	Y	Y	295
96	BAJOUR	KHAR	FT/33/13/018	M	22	08-07-13	7+	23-08-13	24-08-13	NVI	Y	Y	Y		108
97	BAJOUR	MAMUND	FT/33/13/017	F	44	09-07-13	7+	13-08-13	14-08-13	EV	Y	N	N		107
98	KHYBER	LANDI KOTAL	FT/34/13/005	M	132	09-03-13	7+	12-03-13		EV	N	N	Y		229
99	KHYBER	JAMRUD	FT/34/13/002	F	24	18-01-13	7+	21-02-13	23-02-13	NVI	N	Y	Y		279
100	KHYBER	JAMRUD	FT/34/13/017	M	14	08-06-13	0	16-06-13		NVI	Y	Y	Y		138
101	KHYBER	BARA	FT/34/13/016	F	10	06-06-13	0	21-06-13	23-06-13	NVI	Y	Y	Y		140
102	KHYBER	BARA	FT/34/13/018	M	12	11-06-13	0	01-07-13	02-07-13	EV	Y	Y	Y		135
103	KHYBER	BARA	FT/34/13/021	F	18	13-07-13	0	25-07-13	29-07-13	NVI	N	N	Y		103
104	MOHMAND	PINDIALI	FT/35/13/006	F	17	05-05-13	7+	17-06-13	18-06-13	NVI	Y	Y	Y		172
105	MOHMAND	UPPER MOHMAND	FT/35/13/003	F	18	18-04-13	7+	07-05-13	08-05-13	NVI	Y	Y	Y		189
106	MOHMAND	PINDIALI	FT/35/13/002	M	24	13-03-13	7+	28-03-13	29-03-13	VACC	UK	Y	Y		225
107	MOHMAND	UPPER MOHMAND	FT/35/13/008	M	26	08-05-13	7+	22-06-13	23-06-13		Y	Y	Y		169
108	WAZIR-N	MIRAN SHAH	FT/64/13/007	M	48	25-04-13	5	10-05-13	12-05-13	NVI	Y	N	Y	Y	182
109	WAZIR-N	MIR ALI	FT/64/13/042	M	7	03-07-13	0	29-08-13	30-08-13	EV	Y	N	Y		113
110	WAZIR-S	WANA	FT/65/13/006	F	26	13-07-13	7+	15-08-13	16-08-13	NVI	Y	Y	Y		103

€ Based on recall of parents

* Afp.rec Data as of 24-10-2013

60 days Follow-up not done

FUP = Residual Weakness at 60 days follow up.