



**World Health
Organization**

Weekly AFP Surveillance Update Pakistan

Week 41 (*Ended on 11th October, 2013*)

AFP Surveillance



National Surveillance Cell Federal EPI

World Health Organization Country Office,
Chak Shahzad, Park Road,
Islamabad, Pakistan

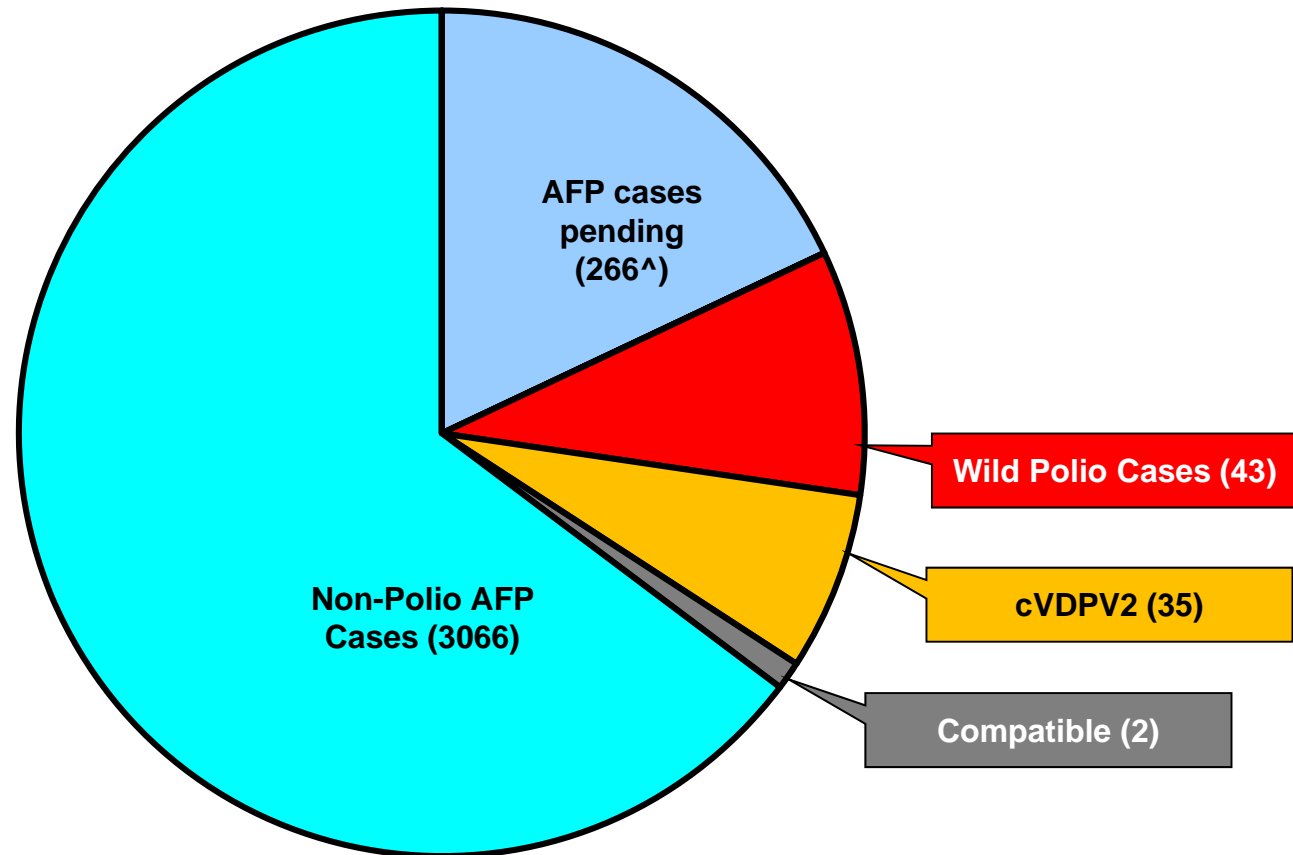
Tel: +92-51 9255123 / 9255282 /9255184

Fax: +92-51 9255274

Email: epidata@pak.emro.who.int

Web site: www.whopak.org

AFP Case Profile, 2013*



Total AFP Cases Reported = 3412

[^]90 Inadequate cases pending classification by ERC;
[^]95 Inadequate cases not due for FUP
[^]81 Pending in the Lab

Point in Time Comparison of polio cases by province/region 2012[§] & 2013*

Region/ Province	No. of polio cases		No. of infected districts/towns		Last polio case
	2012	2013	2012	2013	
Khyber Pakhtunkhwa	19	7	12	5	31-Aug-13
FATA / FR Areas	18	31	5	4	26-Sep-13
Sindh	4	3	4	3	09-July-13
Balochistan	4	-	2	-	02-Oct-12
Punjab	2	2	2	2	26-May-13
Gilgit-Baltistan	1	-	1	-	06-Aug-12
Pakistan	48	43	26	14	26-Sep-13

Six additional districts/town declared infected based on environmental samples in 2013

Total polio cases of 2012 are 58

* Afp.rec Data as of 10-10-2013

§Based on date of onset

Table 1: List of Confirmed Polio Cases, Pakistan 2013* (1/2)

S.NO.	PROVINCE/ REGION	DISTRICT	TEHSIL	EPID NO.	SEX	AGE (m)	DATE ONSET OF PARALYSIS	NO. OPV DOSES (based on parents recall)		FEVER	Asymmetric Paralysis	Rapid Progression	REFUSAL	W/PV TYPE	GENETICS
								Route	SIA's						Cluster
1	SINDH	BIN QASIM	BIN QASIM	SD/62/13/001	M	24	14-Jan-13	0	0	N	Y	Y	Y	NSL1	R4B
2	KP	BANNU	BANNU	NW/61/13/002	M	13	26-Jan-13	0	0	Y	N	Y	Y	NSL1	R4B
3	PUNJAB	MIWANWALI	ISAKHEL	PB/43/13/005	F	36	07-Feb-13	3	7+	Y	N	Y	N	NSL1	R4B
4	KP	MALAKAND	DARGAI	NW/20/13/006	F	3	08-Feb-13	2	2	Y	N	Y	N	NSL1	R4B
5	KP	MARDAN	MARDAN	NW/40/13/009	M	30	12-Feb-13	3	7+	Y	N	Y	N	NSL1	R4B
6	SINDH	DADU	MEHAR	SD/24/13/006	F	15	22-Mar-13	0	2	Y	N	Y	N	NSL1	R2B
7	KP	MARDAN	MARDAN	NW/40/13/026	M	8	22-Apr-13	0	0	Y	Y	Y	Y	NSL1	R4B
8	FATA	KHYBER\$	BARA	FT/34/13/008	M	10	24-Apr-13	2	4	Y	Y	N	N	NSL1	R4B
9	FATA	FR BANNU	FR BANNU	FT/69/13/001	M	16	03-May-13	0	3	Y	Y	Y	Y	NSL1	R4B
10	FATA	KHYBER\$	BARA	FT/34/13/010	M	8	10-May-13	0	0	Y	Y	Y	N	NSL1	R4B
11	FATA	KHYBER\$	BARA	FT/34/13/013	M	24	11-May-13	2	3	Y	N	Y	N	NSL1	R4B
12	FATA	KHYBER\$	BARA	FT/34/13/011	M	23	14-May-13	0	2	Y	Y	Y	N	NSL1	R4B
13	FATA	KHYBER\$	BARA	FT/34/13/012	M	4	16-May-13	0	0	Y	N	Y	N	NSL1	R4B
14	FATA	FR BANNU	FR BANNU	FT/69/13/002	F	22	19-May-13	0	7+	Y	N	Y	N	NSL1	R4B
15	FATA	KHYBER\$	BARA	FT/34/13/014	M	30	20-May-13	0	0	Y	N	Y	N	NSL1	R4A
16	FATA	WAZIR-N\$	MIR ALI	FT/64/13/010	M	9	24-May-13	0	0	Y	Y	Y	N	NSL1	R4B
17	PUNJAB	MBDIN	MALIKWAL	PB/24/13/013	F	96	26-May-13	3	7+	Y	Y	Y	N	NSL1	R4B
18	FATA	KHYBER\$	BARA	FT/34/13/015	M	15	06-June-13	0	0	Y	Y	Y	N	NSL1	R4B
19	FATA	WAZIR-N\$	MIR ALI	FT/64/13/014	F	11	15-June-13	0	0	Y	Y	Y	N	NSL1	R4B
20	FATA	KHYBER\$	BARA	FT/34/13/019	F	12	23-June-13	0	0	Y	N	Y	N	NSL1	R4B
21	KP	PESHAWAR	PESHAWAR	KP/30/13/042	M	12	30-June-13	0	0	Y	N	Y	Y	NSL1	R4B
22	FATA	KHYBER\$	BARA	FT/34/13/020	F	12	03-July-13	0	0	N	N	Y	N	NSL1	R4B

\$ Security compromised area

* Afp.rec Data as of 10-10-2013

Table 1.1: List of Confirmed Polio Cases, Pakistan 2013* (2/2)

S.NO.	PROVINCE/ REGION	DISTRICT	TEHSIL	EPID NO.	SEX	AGE (m)	DATE ONSET OF PARALYSIS	NO. OPV DOSES (based on parents recall)		FEVER	Asymmetric Paralysis	Rapid Progression	REFUSAL	W/PV TYPE	GENETICS
								Route	SIAs						Cluster
23	SINDH	KHIGADDAP	GADDAP	SD/63/13/015	F	12	09-July-13	3	6	Y	Y	Y	N	NSL1	R4B
24	FATA	WAZIR-N\$	MIRAN SHAH	FT/64/13/018	F	18	13-July-13	0	0	Y	Y	Y	N	NSL1	R4B
25	FATA	FR BANNU	FR BANNU	FT/69/13/006	M	18	27-July-13	0	7+	Y	N	Y	N	NSL1	R4B
26	FATA	WAZIR-N\$	MIR ALI	FT/64/13/032	F	21	05-Aug-13	0	0	Y	Y	Y	N	NSL1	R4B
27	FATA	WAZIR-N\$	RAZMAK	FT/64/13/033	M	11	11-Aug-13	0	0	Y	Y	Y	N	NSL1	R4B
28	KP	KOHAT	KOHAT	KP/50/13/017	F	10	19-Aug-13	0	5	Y	Y	Y	N	NSL1	R4B
29	FATA	WAZIR-N\$	RAZMAK	FT/64/13/044	M	8	24-Aug-13	0	0	Y	N	Y	N	NSL1	R4B
30	FATA	FR DIKHAN	FR DIKHAN	FT/68/13/001	M	36	26-Aug-13	1	1	Y	N	Y	N	NSL1	R4B
31	FATA	KHYBER\$	LANDI KOTAL	FT/34/13/028	M	18	30-Aug-13	0	0	Y	Y	Y	N	NSL1	
32	KP	PESHAWAR	PESHAWAR	KP/30/13/068	M	6	31-Aug-13	0	0	Y	Y	Y	N	NSL1	
33	FATA	WAZIR-N\$	MIR ALI	FT/64/13/050	F	13	01-Sep-13	0	0	Y	Y	Y	N	NSL1	
34	FATA	WAZIR-N\$	MIRAN SHAH	FT/64/13/051	F	11	05-Sep-13	0	0	Y	Y	Y	N	NSL1	R4B
35	FATA	WAZIR-N\$	RAZMAK	FT/64/13/053	F	17	06-Sep-13	0	0	Y	Y	Y	N	NSL1	
36	FATA	WAZIR-N\$	MIR ALI	FT/64/13/055	F	7	08-Sep-13	1	0	Y	Y	Y	N	NSL1	
37	FATA	KHYBER\$	BARA	FT/34/13/027	F	13	30-Aug-13	0	2	Y	Y	Y	N	NSL1	
38	FATA	KHYBER\$	BARA	FT/34/13/029	M	11	10-Sep-13	3	7+	Y	Y	Y	N	NSL1	
39	FATA	WAZIR-N\$	MIR ALI	FT/64/13/056	M	10	10-Sep-13	3	0	Y	Y	Y	N	NSL1	
40	FATA	KHYBER\$	BARA	FT/34/13/033	M	30	26-Sep-13	3	3	Y	Y	Y	N	NSL1	
41	FATA	KHYBER\$	LANDI KOTAL	FT/34/13/032	F	8	05-Sep-13	0	4	Y	Y	Y	N	NSL1	
42	FATA	WAZIR-N\$	MIR ALI	FT/64/13/068	F	16	20-Sep-13	0	0	Y	Y	Y	N	NSL1	
43	FATA	WAZIR-N\$	MIR ALI	FT/64/13/069	F	12	20-Sep-13	0	0	Y	Y	Y	N	NSL1	

\$ Security compromised area

New Case

* Afp.rec Data as of 10-10-2013

Table 2: LAB Update 2013*

Month of Onset	AFP Cases	No virus isolated	Cases Under Process		Isolated Viruses from stools						
			Culture	ITD	Vaccine viruses		NPEV		Wild	Results within 14 days	
	n	n	n	n	n	%	n	%	n	n	%
January	333	275	0	0	19	6	37	11%	2	333	100%
February	330	285	0	0	16	5	26	8%	3	330	100%
March	308	248	0	0	7	2	52	17%	1	308	100%
April	352	244	0	0	22	6	84	24%	2	352	100%
May	419	304	0	0	15	4	91	22%	9	419	100%
June	469	326	0	0	21	4	118	25%	4	469	100%
July	391	239	0	0	13	3	135	35%	4	391	100%
August	457	289	2	1	23	5	134	29%	8	454	99%
September	439	231	84	9	9	2	96	22%	10	346	79%
October	42	0	38	4	0	0	0	0%	0	0	0%
Pakistan	3540	2441	124	14	145	4	773	22%	43	3402	96%

* Data as of 10-10-2013

Table 3: Urgent / ITD Pending Cases (1/2)

S. #	District	Tehsil	Basic information						OPV doses				Urgent		Prov Diagnosis	Lab update			Remarks	
			Union council	Epid number	Date of Onset	Age (M)	Sex	Date of 1st stool	Stool Adeq	RI	SIAs	Last 6 SIAs	Last dose	By Field		By NSC*	Lab No.	Days Inoc		Culture update
Isolates pending for ITSD																				
1	FR BANNU	FR BANNU	HINDI KHEL	FT/69/13/013	22-Sep-13	12	F	28-Sep-13	#	0	0	0		Y	Y	POIIO	4392	7	P1	Discordant O
2	FR BANNU *	FR BANNU	BAKA KHEL	FT/69/13/015	01-Oct-13	7	M	05-Oct-13	#	0	0	0		Y	Y	POIIO	4511	6	L20B+	SERVICE DELIVER ISSUES
3	FR BANNU	FR BANNU	MAMAND KHEL	FT/69/13/016	28-Sep-13	24	F	03-Oct-13	Y	0	0	0		Y	Y	POIIO/GBS/INIECTION TRAUMA	4473	3	L20B+	SERVICE DELIVER ISSUES
4	FR BANNU	FR BANNU	HINDI KHEL	FT/69/13/017	01-Oct-13	11	M	03-Oct-13	Y	0	0	0		Y	Y	POIIO/GBS/INIECTION NEURITIS	4491	3	L20B+	SERVICE DELIVER ISSUES
5	KHYBER	BARA	SPEEN KABOR	FT/34/13/030	24-Sep-13	15	M	29-Sep-13	Y	3	0	0		Y	Y	SUSPECTED POIIO	4404	7	L20B+	
6	WAZIR-N	MIR ALI	SHAMIRI	FT/64/13/071	26-Sep-13	8	F	28-Sep-13	Y	0	0	0		Y	Y	POIIO	4391	7	L20B+	
7	WAZIR-N	MIRAN SHAH	DEGAN	FT/64/13/074	28-Sep-13	37	M	01-Oct-13	Y	0	0	0		Y	Y	POIIO/MYELITIS/ INIECTION TRAUMA	4475	3	L20B+	
8	WAZIR-N §	MIR ALI	ZERAKI	FT/64/13/075	06-Sep-13	15	M	02-Oct-13	Y	0	0	0		Y	Y	POIIO	4472	3	P2	Discordant O
9	PESHAWAR *	PESHAWAR	BAZID KHEL	KP/30/13/079	24-Sep-13	8	M	07-Oct-13	N	3	7+	6	05-Sep-13	N	-	INI NEURITIS / GBS	4535	5	L20B+	
10	SWABI	SWABI	BAJA	KP/41/13/037-C3		36	M	02-Oct-13	-	-	-	-	07-Jul-13	N	-	-	4430	5	L20B+	
11	KASUR *	#		PB/32/13/049	04-Oct-13	22	F	06-Oct-13	#	#			01-Oct-13	N	#		4524	5	L20B+	
12	MUZFARGARH *	MUZFARGARH	URBAN ALIPUR	PB/83/13/096	17-Aug-13	14	M	04-Oct-13	N	1	7+	6	02-Jul-13	N	-	TRAUMATIC NEURITIS	4496	6	L20B+	
13	SHEIKUPURA	#		PB/33/13/057		12	M	27-Sep-13	#	#			08-Jul-13	N	#		4403	7	L20B+	
14	DADU *	#		SD/24/13/020	02-Oct-13	3	F	05-Oct-13	#	#			01-Oct-13	N	#		4529	5	L20B+	
15	KHIGADAP	GADAP	4	SD/63/13/022	19-Sep-13	12	M	24-Sep-13	Y	0	6	6	15-Aug-13	Y	Y	GBS	4367	7	P1	Discordant O
16	LARKANA *	#		SD/51/13/020	28-Sep-13	21	F	01-Oct-13	#	#			30-Sep-13	N	#		4480	7	L20B+	
Reported urgent (by field / NSC* criteria)																				
17	QUETTA	QUETTA CITY	13A	BN/11/13/018	23-Sep-13	4	F	30-Sep-13	Y	1	3	3	03-Sep-13	N	Y	ACH	4462	10	UP	

* New addition § New results #Data not available † NSC Criteria = Fever, Rapid Progress, Age < 48 months and OPV Doses < 7 UP = Under process
Urgent (Field/NSC) / Inadequate specimens / Age 12-35 months / Zero OPV dose OPending for genomic sequencing

* Data as of 14-10-2013

Table 3: Urgent / ITD Pending Cases (2/2)

S. #	Basic information									OPV doses				Urgent		Prov Diagnosis	Lab update			Remarks
	District	Tehsil	Union council	Epid number	Date of Onset	Age (M)	Sex	Date of 1st stool	Stool Adeq	RI	SIAs	Last 6 SIAs	Last dose	By Field	By NSC*		Lab No.	Days Inoc	Culture update	
18	FR BANNU	FR BANNU	DARYOBA	FT/69/13/018	29-Sep-13	42	M	04-Oct-13	Y	3	7+	6	30-Sep-13	Y	N	ENCEPHALITIS	4510	6	UP	
19	WAZIR-N	MIR ALI	NAURAK	FT/64/13/072	25-Sep-13	24	M	30-Sep-13	Y	0	0	0		Y	Y	POLOID	4474	8	UP	
20	BUNIR	DAGGAR	DAGGAR	KP/22/13/031	02-Oct-13	39	F	04-Oct-13	Y	0	4	4	20-Aug-13	Y	N	INU NEURITIS	4502	7	UP	

* New addition § New results #Data not available † NSC Criteria = Fever , Rapid Progress, Age < 48 months and OPV Doses <7 UP = Under process
 Urgent (Field/NSC) / Inadequate specimens / Age 12-35 months / Zero OPV dose ‡ Pending for genomic sequencing

Summary of Laboratory data for Environmental Surveillance- Pakistan (Jan 2011 to date)

Report for Epidemiological week= 41 (06 Oct – 12 Oct, 2013)



- Wild poliovirus type 1 (WPV1)
- Wild poliovirus type 3 (WPV3)
- Mixture WPV1 & WPV3
- No WPV Isolated
- Under process
- X Scheduled sampling, sample not collected
- No sampling scheduled
- Mixture WPV1 & VDPV type 2

SUMMARY

Total Sites = 23

Total Samples Collected (2011-2012-2013) = 655

Total Samples with results available = 647

Total samples positive for Wild PV (2011-2012-2013) = **264** (136+88+40) (WPV1= 264)

Samples Positive for VDPV = 1 (Type 2 VDPV from KHI-Gadaap)

Comparison environmental sampling results 2012-13*

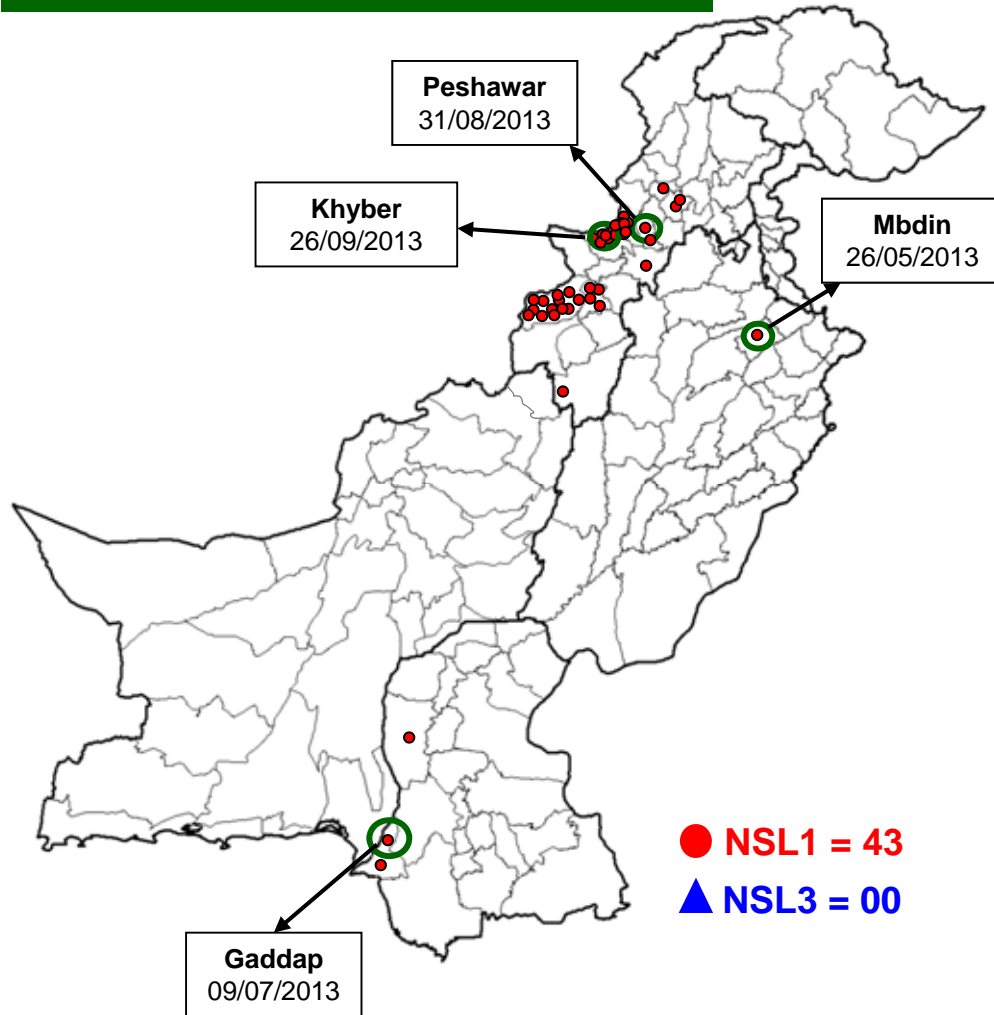
DISTRICT	2012			2013			Last isolate
	TOTAL	WILD		TOTAL	WILD		
	n	n	%	n	n	%	
LAHORE	29	17	59%	45	0	0%	20-Nov-12
MULTAN	28	4	14%	26	2	8%	18-Sep-13
RAWALPINDI	9	6	67%	9	4	44%	24-Sep-13
FAISALABAD	3	1	33%	27	1	4%	03-Jan-13
KHIGIQBAL	20	4	20%	18	2	11%	26-Aug-13
KHIGADAP	19	13	68%	25	8	32%	23-Sep-13
KHIBALDIA	19	1	5%	17	0	0%	10-Jul-12
SUKKUR	12	7	58%	18	0	0%	05-Sep-12
HYDERABAD	4	4	100%	9	7	78%	12-Aug-13
PESHAWAR	19	15	79%	18	15	83%	24-Sep-13
QUETTA	20	2	10%	25	1	4%	20-Feb-13
PAKISTAN	182	74	41%	237	40	17%	24-Sep-13

*Comparison of samples up to 14th October, for both years

Data source Polio RRL

Map1: Distribution of Wild Polio cases Pakistan 2013*

Districts/ Towns with Wild Polio cases = 14



Province/ Country	Date of Last Case		Number of cases 2013	
	P1	P3	P1	P3
PUNJAB	May, 2013	Jun, 2010	2	-
SINDH	July, 2013	Jan, 2010	3	-
KHYBER- PAKHTUNKHWA	Aug, 2013	Oct, 2010	7	-
FATA	Sep, 2013	Apr, 2012	31	-
BALUCHISTAN	Oct, 2012	Apr, 2010	-	-
AJK	-	Jun, 2000	-	-
GILGIT-BALTISTAN	Aug, 2012	-	-	-
ISLAMABAD	Sep, 2008	Sep, 2008	-	-
PAKISTAN	Sep, 2013	Apr, 2012	43	-

○ District with last polio case in province

Cases randomly placed
in districts

Provincial Boundary
 Districts Boundary

* Afp.rec Data as of 10-10-2013

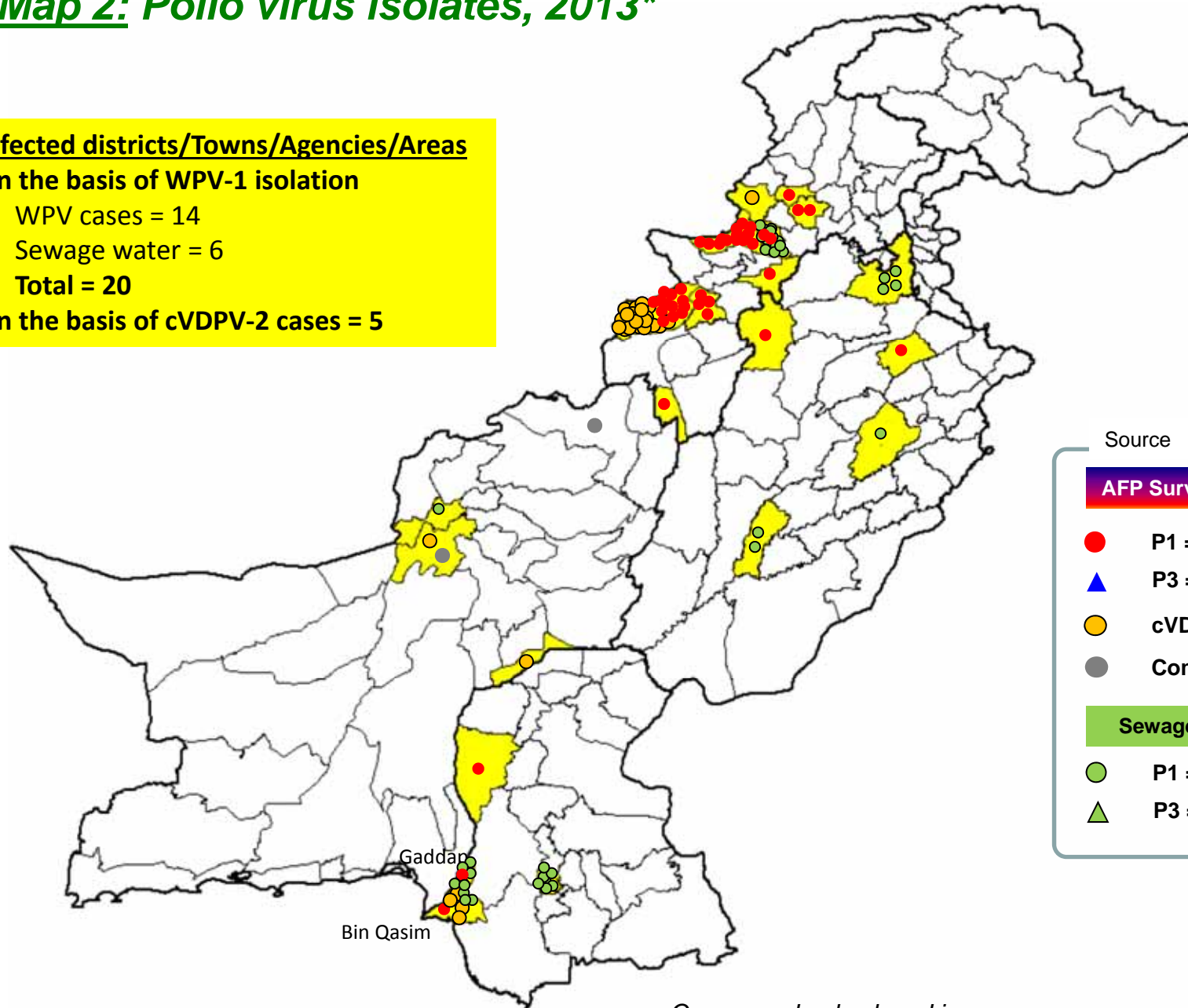
Map 2: Polio virus isolates, 2013*

Infected districts/Towns/Agencies/Areas

On the basis of WPV-1 isolation

- WPV cases = 14
- Sewage water = 6
- Total = 20

On the basis of cVDPV-2 cases = 5



Source

AFP Surveillance

- P1 = 43
- ▲ P3 = 0
- cVDPV-2 = 35
- Compatible = 2

Sewage water

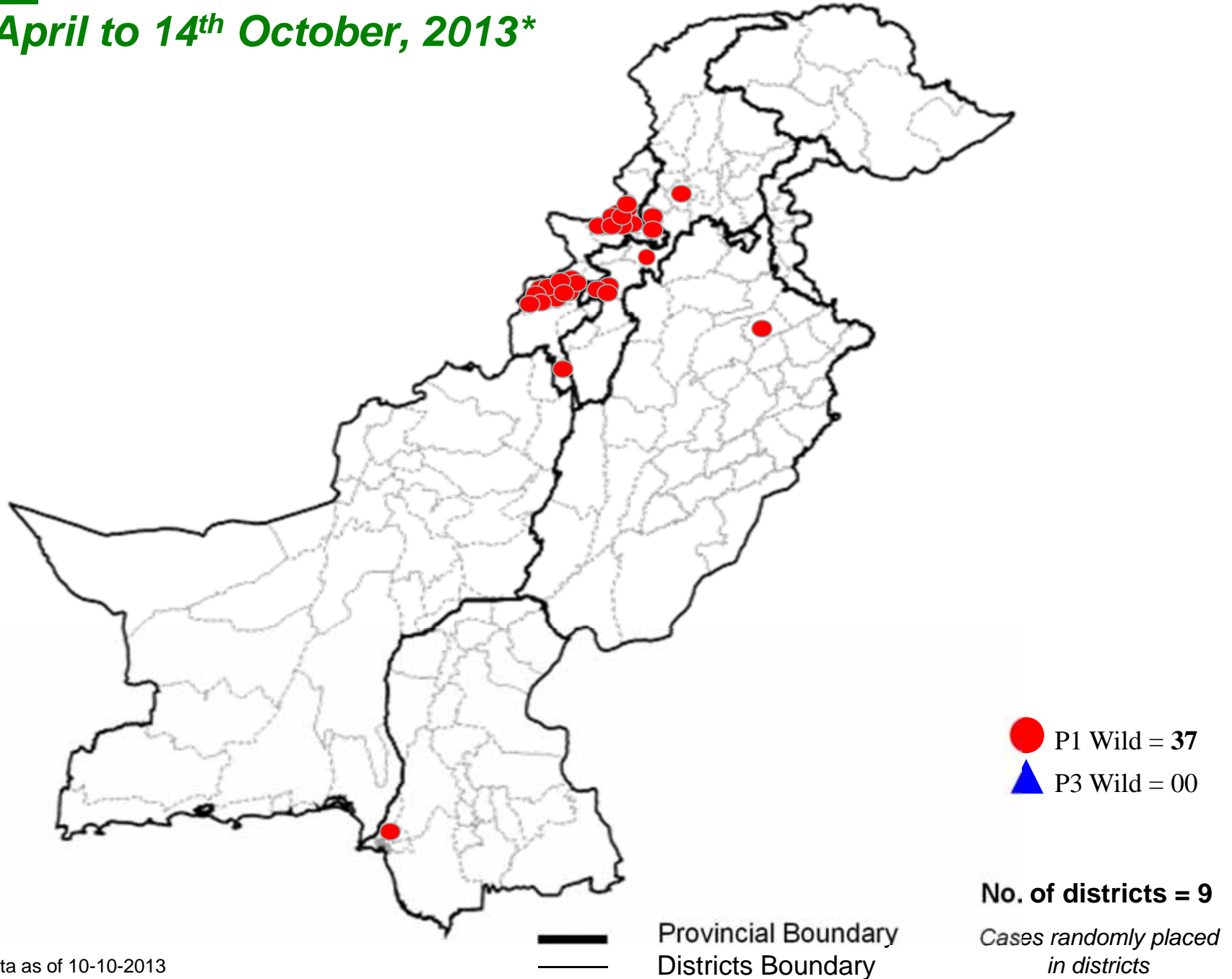
- P1 = 40
- ▲ P3 = 0

— Provincial Boundary
 — Districts Boundary

* Afp.rec Data as of 10-10-2013

Cases randomly placed in districts

Map 3: Wild Polio cases in the last 6 months from 15th April to 14th October, 2013*



* Afp.rec Data as of 10-10-2013

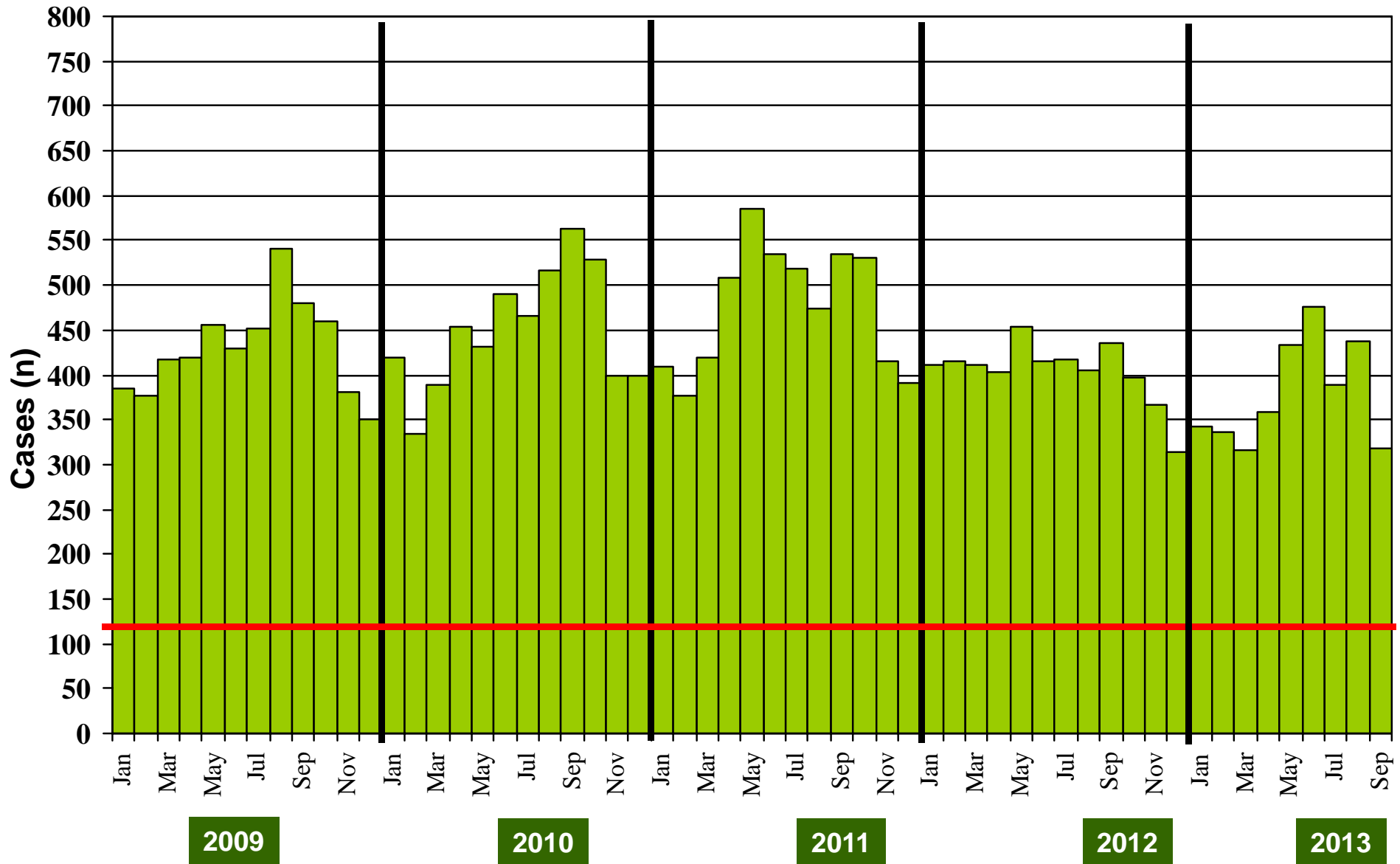
**Table 4: Distribution of AFP Cases By Week of Onset ^
Pakistan 2013* [Week number/Ending on]**

PROVINCE	W 26 29 June 2013	W 27 06 July 2013	W 28 13 July 2013	W 29 20 July 2013	W 30 27 July 2013	W 31 03 Aug 2013	W 32 10 Aug 2013	W 33 17 Aug 2013	W 34 24 Aug 2013	W 35 31 Aug 2013	W 36 07 Sep 2013	W 37 14 Sep 2013	W 38 21 Sep 2013	W 39 28 Sep 2013	W 40 05 Oct 2013
PUNJAB	41	45	47	44	37	53	30	52	51	41	49	49	50	41	21
SINDH	18	20	23	14	19	11	18	27	26	19	20	27	20	11	6
KP	13	18	19	18	23	20	14	26	18	26	21	16	19	15	9
FATA	4	8	8	2	5	4	14	6	12	8	12	18	10	13	5
BALUCHISTAN	5	3	3	6	3	2	3	8	9	2	1	5	5	3	2
AJK	1	2	0	1	2	0	0	2	2	2	0	1	0	0	0
GILGIT BILTISTAN	0	1	0	0	0	0	0	0	0	0	1	0	0	0	0
ISLAMABAD	0	1	0	0	1	0	0	1	0	1	0	0	0	0	1
PAKISTAN	82	98	100	85	90	90	79	122	118	99	104	116	104	83	44

* Afp.rec & Afplab.rec: Data as of 10-10-2013

^ MMWR Epidemiological Weeks

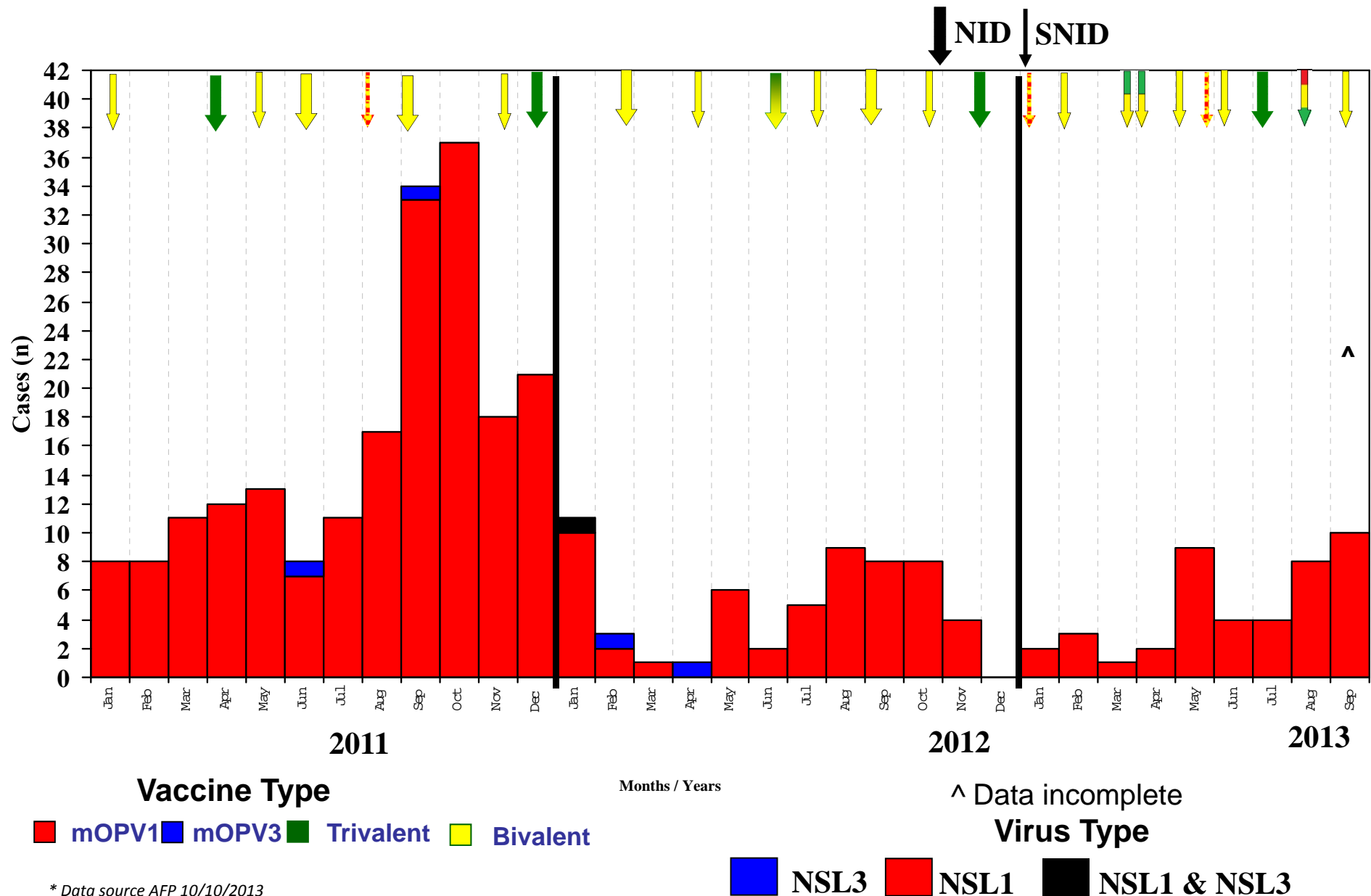
Graph 1: Distribution of AFP Cases by Month, Pakistan 2009-2013*



@ Non-polio AFP rate of 2/100,000 children < 15 years

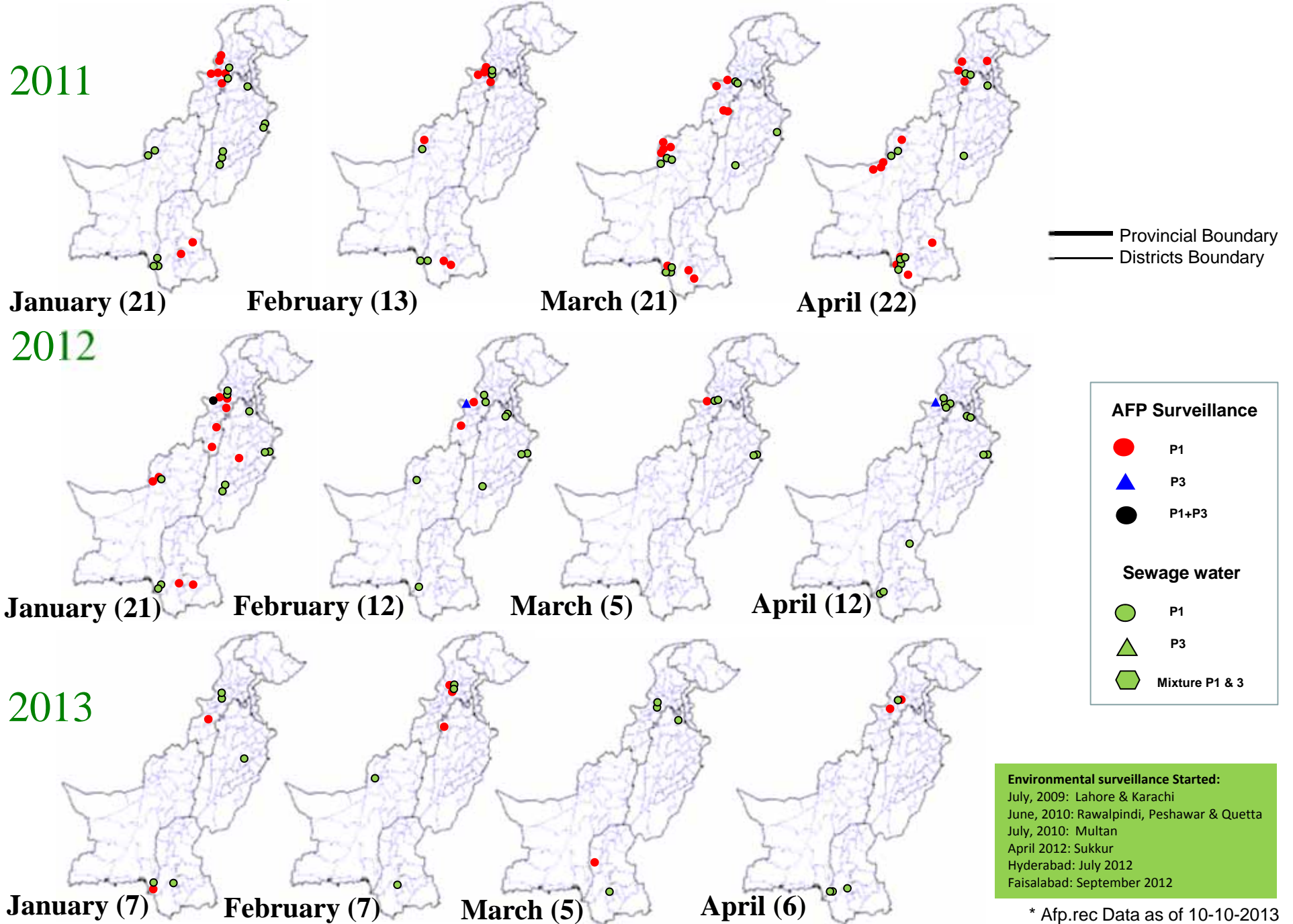
*Afp.rec Data as of 10-10-2013

Confirmed Polio Cases By Poliovirus Type, 2011-2013*



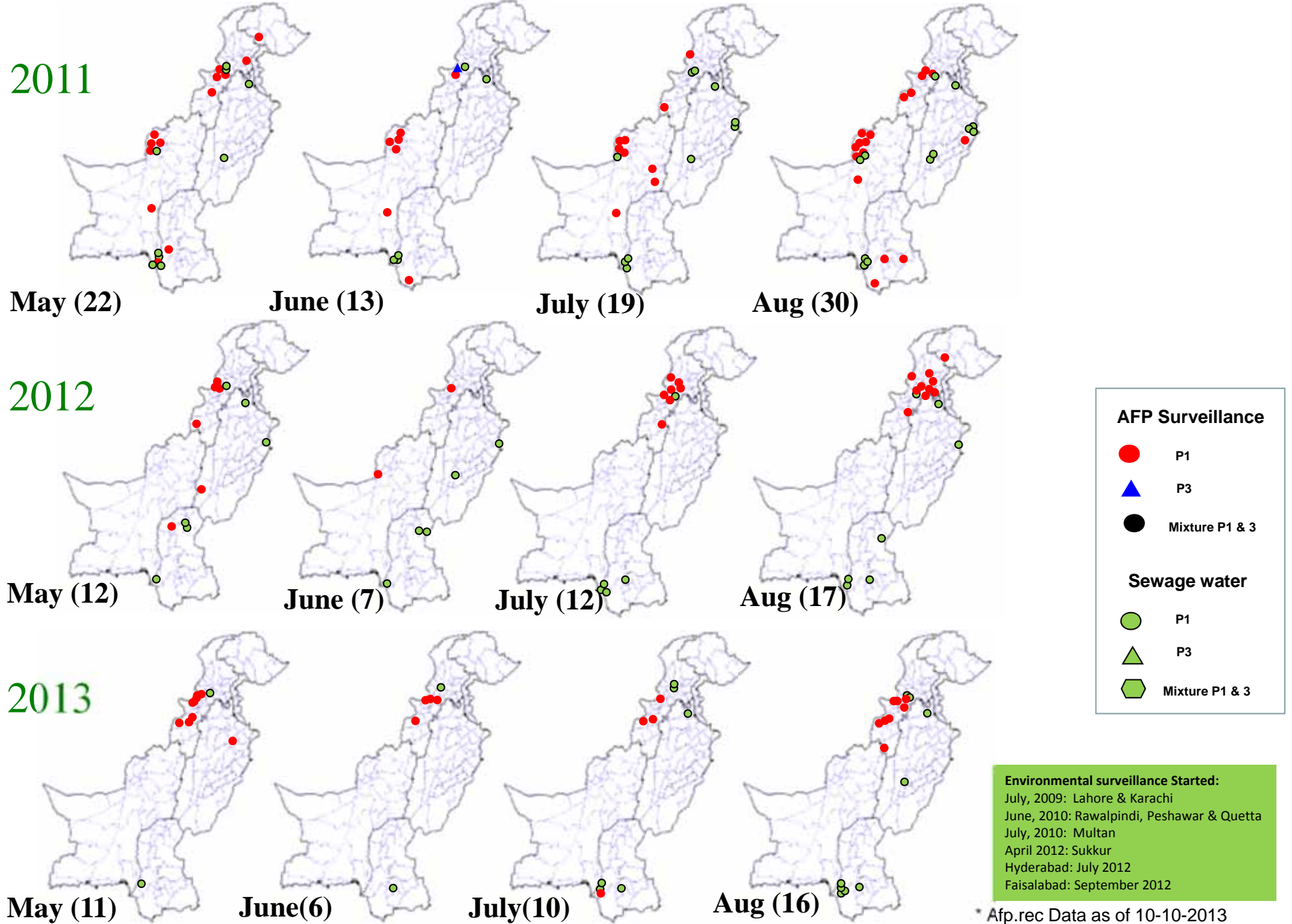
* Data source AFP 10/10/2013

Map 4: Monthly Comparison of P1 & P3 Polio Cases/Isolates 2011-2013*



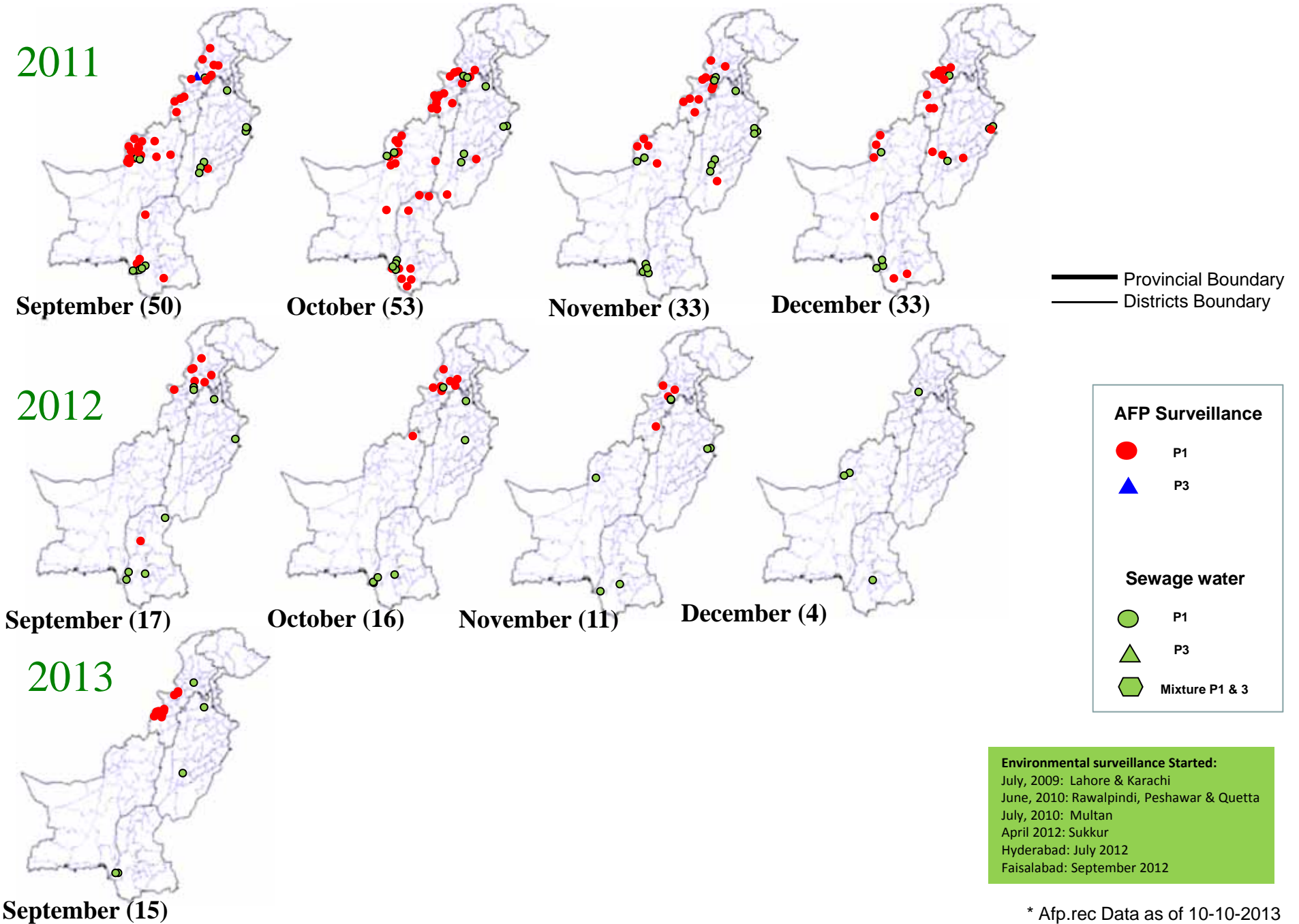
* Afp.rec Data as of 10-10-2013

Map 4.1: Monthly Comparison of P1 & P3 Polio Cases/Isolates 2011-2013*



* Afp.rec Data as of 10-10-2013

Map 4.2: Monthly Comparison of P1 & P3 Polio Cases/Isolates 2011-2013*

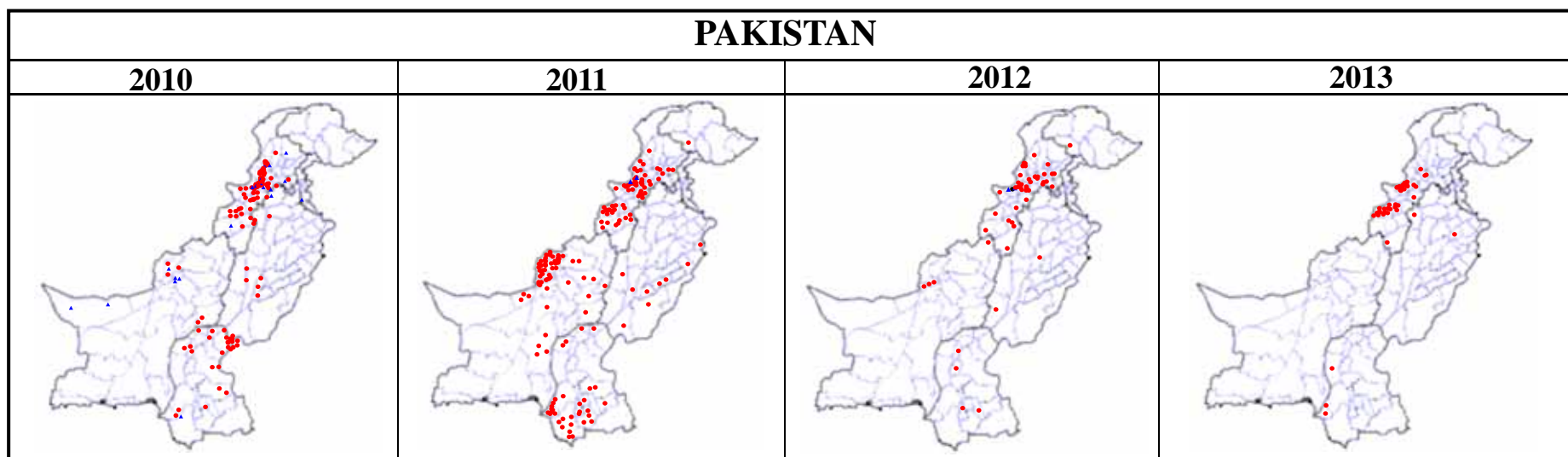


* Afp.rec Data as of 10-10-2013

Table 5: Polio Eradication Update, Pakistan 2010-2013*

Province/Region	Polio 1				Polio 3				Total Wild			
	2010	2011	2012	2013	2010	2011	2012	2013	2010	2011	2012	2013
PUNJAB	6	9	2	2	1	0	-	-	7	9	2	2
SINDH	26	33	4	3	1	0	-	-	27	33	4	3
KP	19	23	27	7	5	0	-	-	24	23	27	7
FATA^	63	57	17	31	11	2	2	-	74	59	20^	31
BALUCHISTAN	6	73	4	-	6	0	-	-	12	73	4	-
AJK	0	0	-	-	0	0	-	-	0	0	-	-
Gilgit-Baltistan	0	1	1	-	0	0	-	-	0	1	1	-
ISLAMABAD	0	0	-	-	0	0	-	-	0	0	-	-
PAKISTAN	120	196	55	43	24	2	2	-	144	198	58	43

^ FATA reported mixture of NSL1 & NSL3



* Afp.rec Data as of 10-10-2013

Table 6: Vaccination status of non polio AFP cases age 6-59 months 2010-2013*

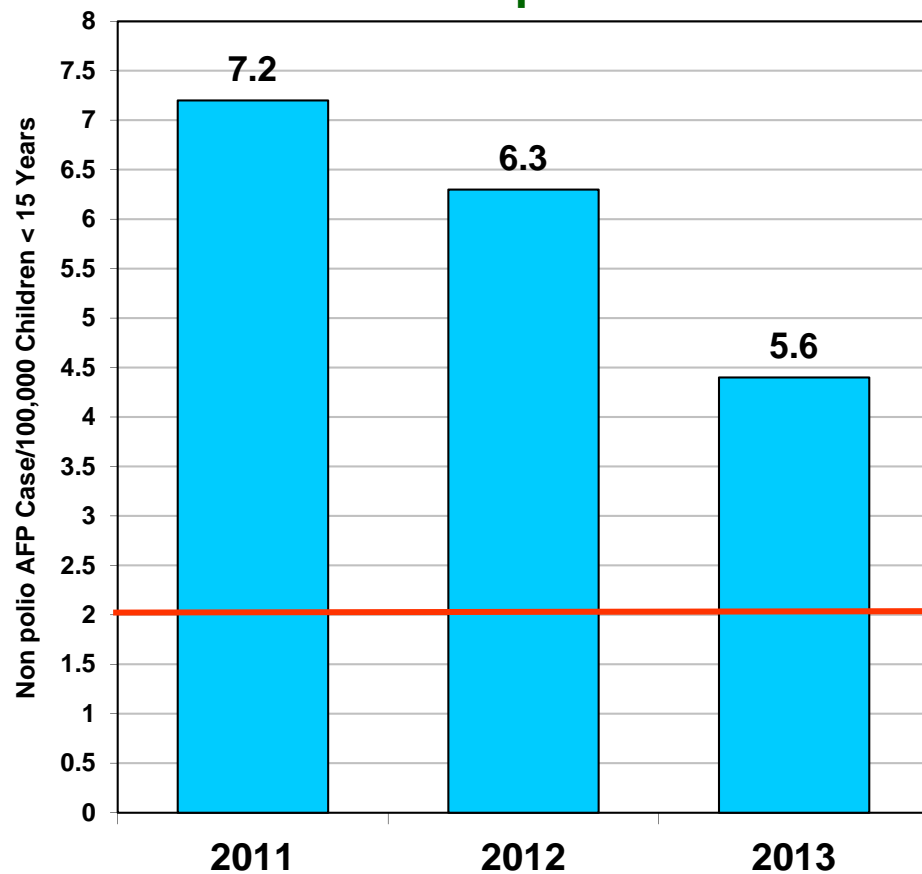
REGION	0 dose				1-2 doses				3 doses				4-6 doses				7+ doses			
	10	11	12	13	10	11	12	13	10	11	12	13	10	11	12	13	10	11	12	13
Central Punjab	0%	0%	0%	0%	1%	1%	0%	0%	1%	2%	0%	1%	7%	6%	4%	8%	91%	92%	95%	91%
North Punjab	0%	0%	0%	0%	0%	1%	0%	0%	2%	1%	0%	0%	6%	5%	4%	4%	91%	93%	96%	96%
South Punjab	0%	0%	0%	0%	1%	0%	0%	0%	0%	1%	0%	0%	5%	5%	4%	5%	94%	93%	96%	94%
PUNJAB	0%	0%	0%	0%	1%	1%	0%	0%	1%	1%	0%	0%	6%	5%	4%	6%	92%	93%	96%	93%
Karachi	2%	4%	1%	0%	0%	1%	1%	4%	3%	0%	2%	0%	7%	6%	6%	6%	88%	88%	90%	91%
North Sindh	0%	0%	0%	0%	1%	1%	0%	0%	0%	0%	1%	0%	4%	5%	4%	6%	95%	94%	94%	94%
South Sindh	0%	1%	0%	0%	1%	1%	1%	1%	1%	0%	2%	1%	9%	6%	4%	8%	89%	93%	93%	90%
SINDH	1%	1%	0%	0%	1%	1%	1%	1%	1%	0%	1%	0%	7%	6%	4%	7%	91%	92%	93%	92%
Central Khyber Pakhtunkhwa	1%	1%	2%	1%	0%	1%	1%	0%	1%	0%	0%	0%	2%	3%	2%	2%	97%	95%	95%	96%
North Khyber Pakhtunkhwa	2%	1%	2%	0%	1%	2%	2%	1%	2%	1%	2%	1%	6%	7%	9%	6%	89%	90%	85%	93%
South Khyber Pakhtunkhwa	3%	2%	2%	1%	3%	4%	1%	0%	3%	4%	1%	0%	14%	7%	9%	3%	76%	83%	87%	95%
Khyber Pakhtunkhwa	1%	1%	2%	1%	1%	2%	1%	0%	2%	1%	1%	0%	6%	5%	6%	3%	90%	91%	89%	95%
FATA	14%	14%	18%	41%	11%	10%	6%	6%	6%	5%	3%	7%	18%	11%	12%	5%	51%	61%	62%	41%
North Balochistan	12%	4%	12%	11%	0%	12%	10%	13%	4%	23%	3%	2%	12%	12%	17%	17%	72%	50%	57%	57%
Quetta Block	0%	31%	14%	10%	11%	10%	10%	10%	0%	3%	0%	0%	9%	14%	14%	10%	81%	43%	62%	71%
Rest of Balochistan	6%	7%	9%	6%	2%	2%	6%	3%	2%	5%	5%	3%	11%	10%	10%	25%	78%	76%	70%	59%
BALUCHISTAN	5%	16%	8%	7%	4%	6%	8%	7%	2%	6%	3%	3%	11%	12%	17%	16%	78%	60%	64%	65%
PAKISTAN	1%	2%	1%	2%	1%	1%	1%	1%	1%	1%	1%	1%	7%	6%	5%	6%	89%	89%	92%	89%

* Afp.rec Data as of 10-10-2013

Key Surveillance Indicators; 2011-2013*

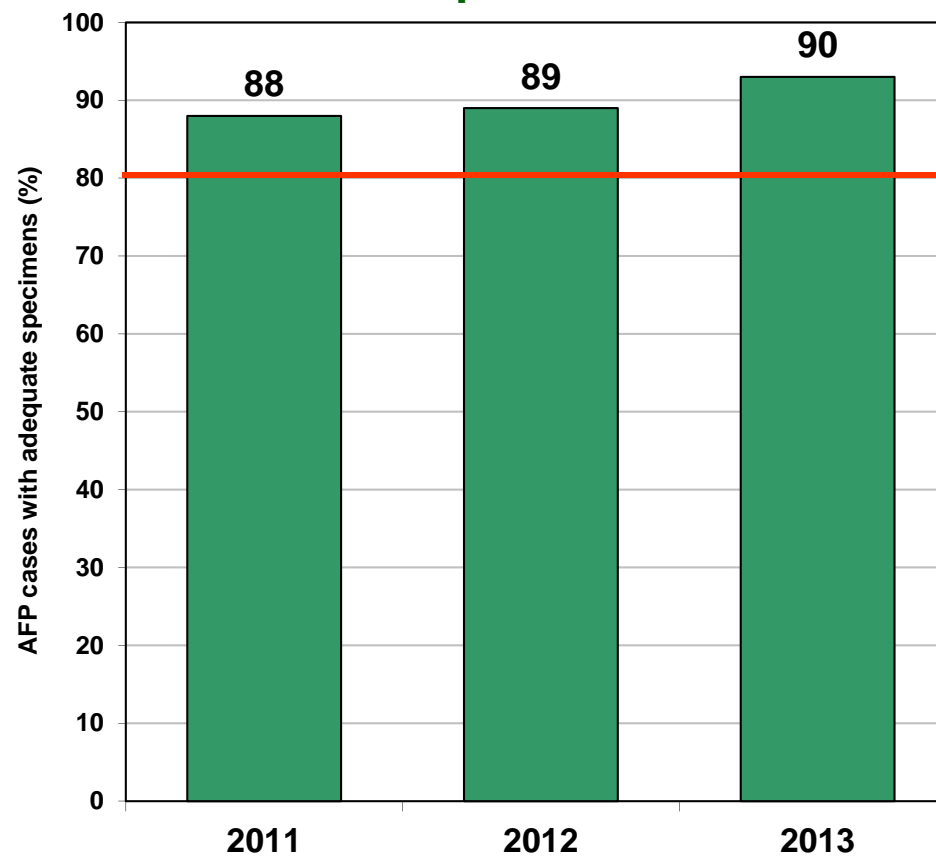
(Non polio AFP rate and % AFP cases with adequate specimens)

Graph 3



■ Non Polio AFP Rate

Graph 4



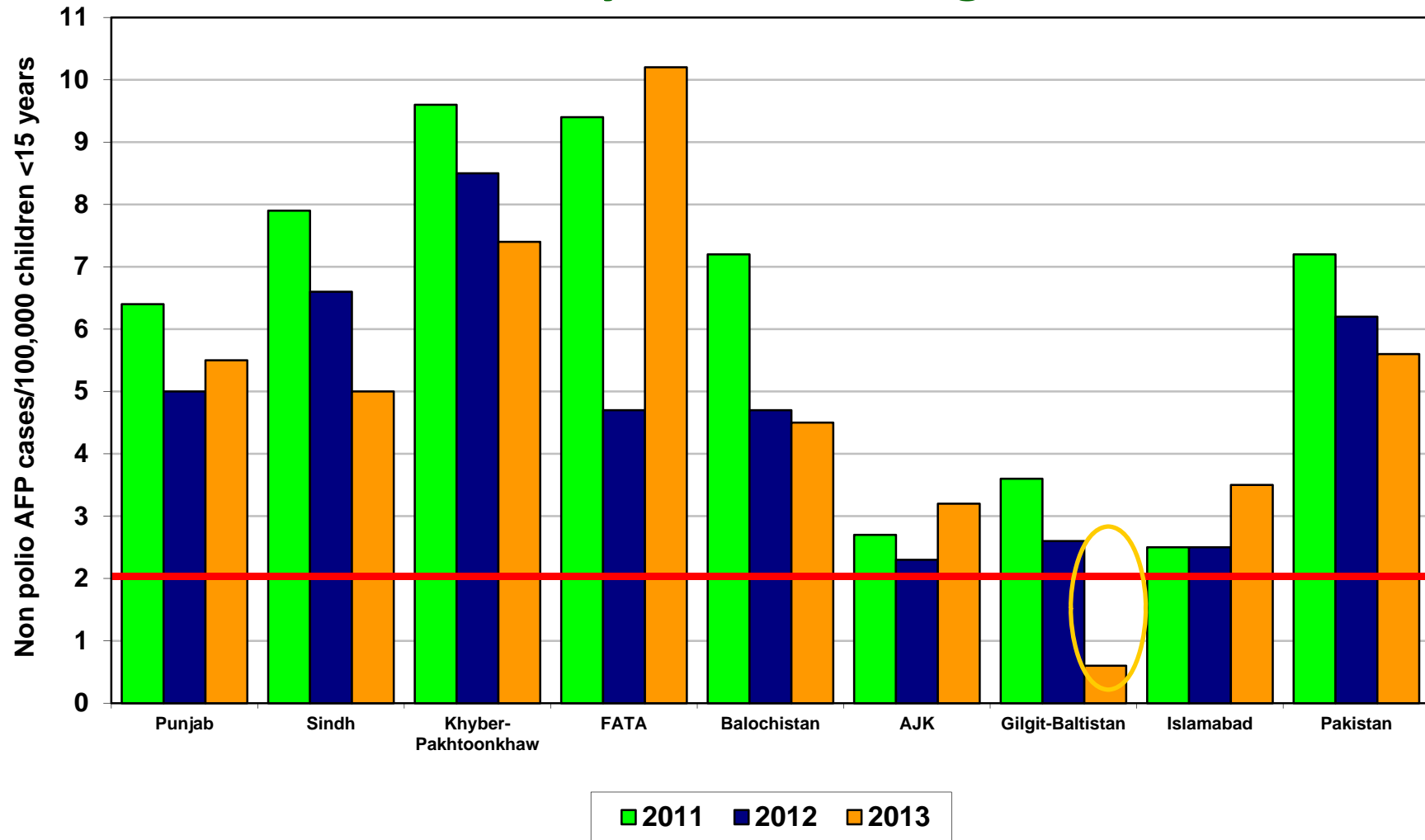
■ % AFP with Adequate Specimens

— Target

Non Polio AFP rate Up to Week No. 40 ended on 5th October, 2013

* Afp.rec Data as of 10-10-2013

Non Polio AFP Rate By Province/Regions, 2011-2013*

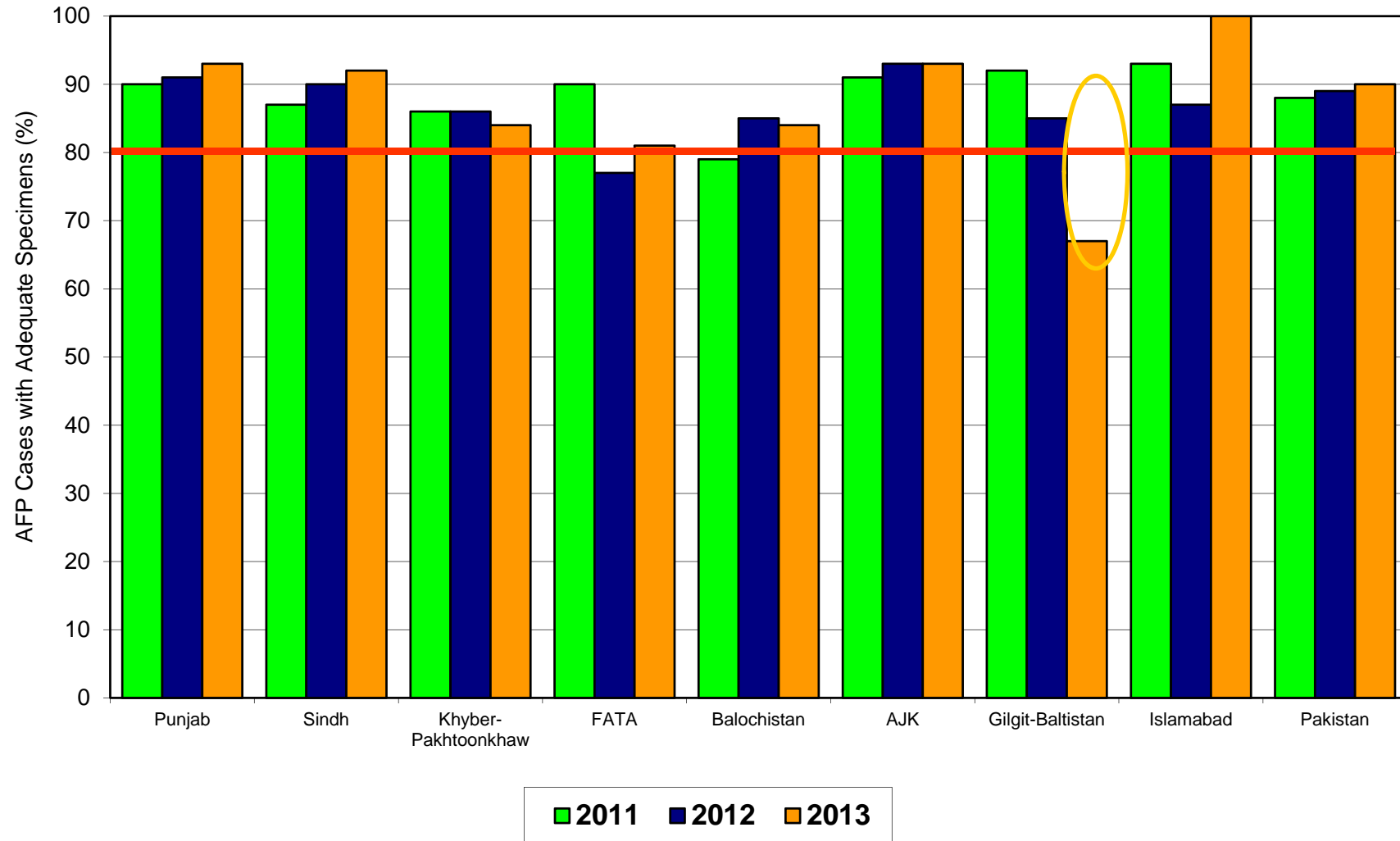


Non Polio AFP rate Up to Week No. 40 ended on 5th October, 2013

 Target Non-Polio AFP Rate 2/ 100000 < 15 years of the age

* Data source AFP 10/10/2013

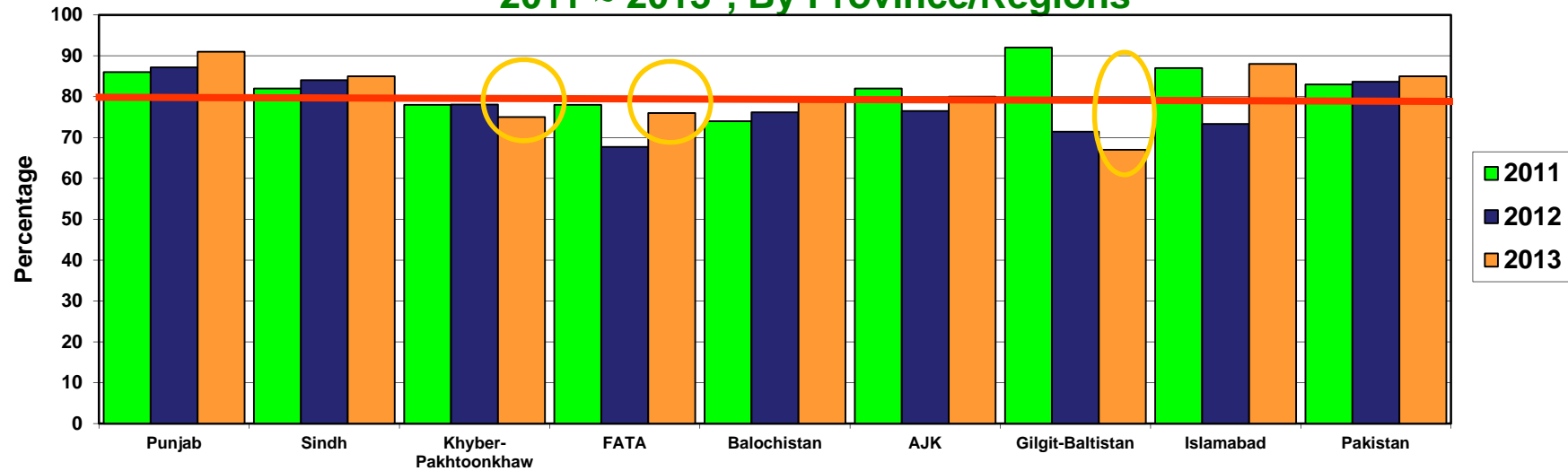
Percent AFP Cases with Adequate Specimens By Province/Regions, 2011-2013*



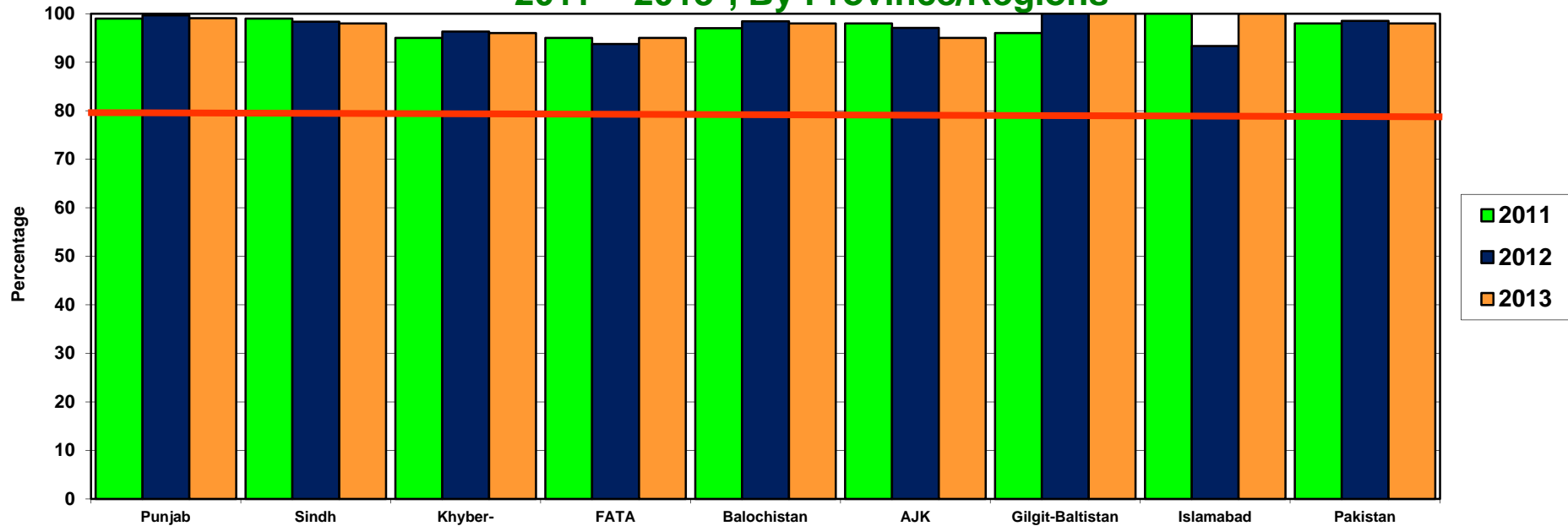
* Data source AFP 10/10/2013

Target Adequate Sample cases = 80%

**Graph 5: Percent AFP Cases Notified within 07 days of paralysis onset
2011 ~ 2013*, By Province/Regions**



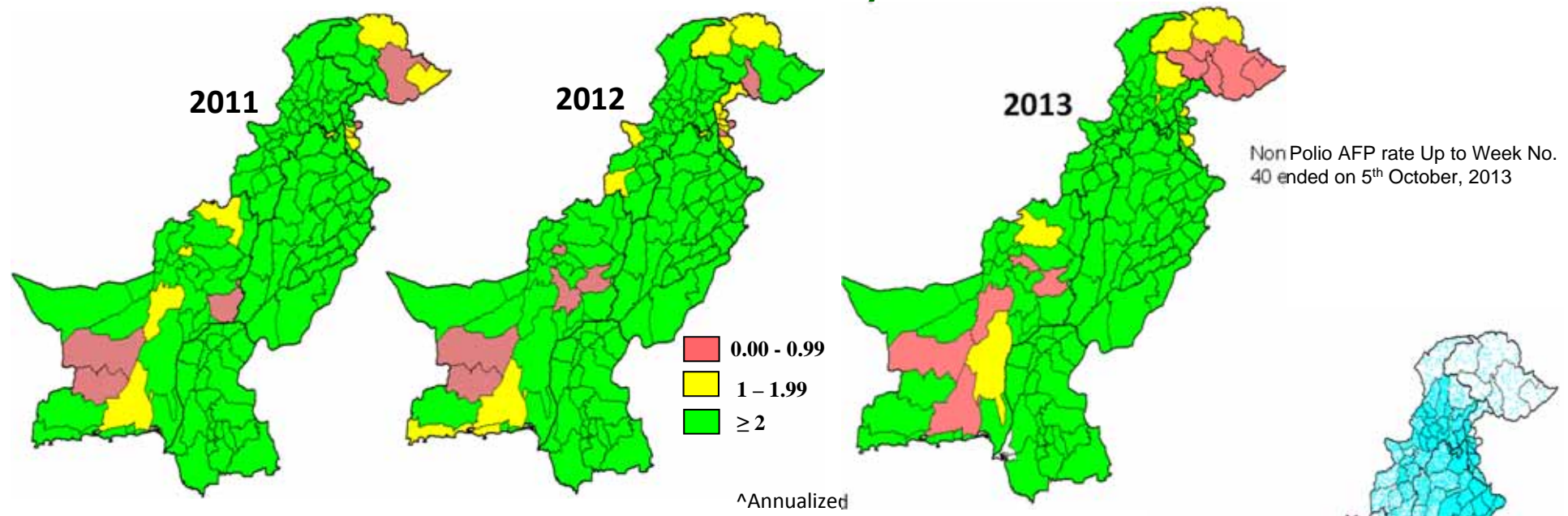
**Graph 6: Percent AFP Cases Investigated within 48 hours of notification
2011 ~ 2013*, By Province/Regions**



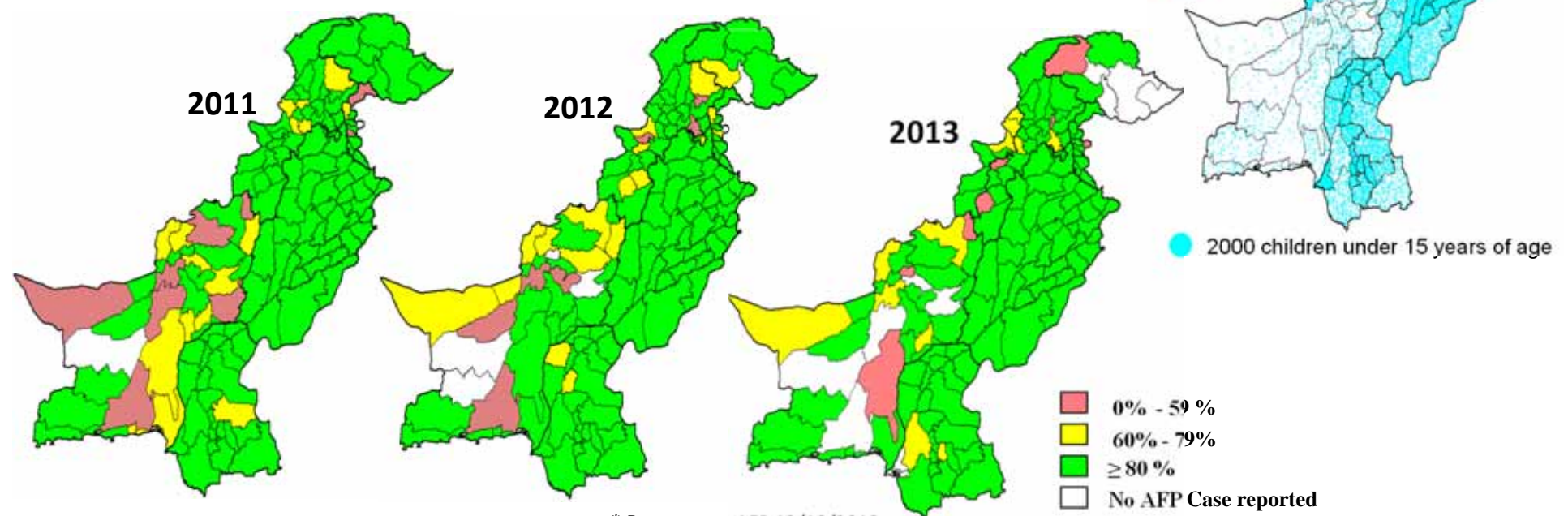
* Afp.rec Data as of 10-10-2013

— Target

Non-Polio[^] AFP Rate by District



Percent AFP Cases with Adequate Specimens, by District



* Data source AFP 10/10/2013

Table 7: AFP CASES PENDING FOR CLASSIFICATION WITH DATE OF ONSET MORE THAN 90 DAYS* 2013 (1/3)

S. No	DISTRICT	TEHSIL	EPID	SEX	AGE	DONSET	DOSESE	DSTOOL1	DSTOOL2	LAB	FEVER	ASVM	PROG	FUP	PEND (DAYS)
1	KARAK	KARAK	KP/51/13/005	F	13	01-01-13	7+	15-02-13	17-02-13	EV	N	Y	Y	Y	282
2	KHYBER	LANDI KOTAL	FT/34/13/003	M	84	10-02-13	7+	25-02-13	27-02-13	NVI	Y	N	Y		242
3	KHYBER	JAMRUD	FT/34/13/004	F	16	22-01-13	7+	05-03-13	06-03-13	EV	Y	Y	Y		261
4	MARDAN	MARDAN	KP/40/13/007	M	29	17-01-13	7+	06-02-13	07-02-13	EV	Y	Y	Y	Y	266
5	PESHAWAR	PESHAWAR	KP/30/13/008	M	96	15-01-13	7+	26-02-13	27-02-13	NVI	N	N	Y	Y	268
6	SWAT	SWAT	KP/24/13/004	M	120	20-02-13	7+	Child Died Before Stool Collection			Y	N	Y	DIED	232
7	WAZIR-N	MIRAN SHAH	FT/64/13/001	M	96	08-02-13	6	13-02-13		NVI	Y	N	Y	DIED	244
8	BAHAWALPUR	HASILPUR	PB/71/13/029	F	18	27-06-13	7+	24-07-13	25-07-13	EV	Y	Y	Y	Y	105
9	BAHWLNAGAR	MINCHINABAD	PB/73/13/038	F	120	08-06-13	7+	29-06-13	01-07-13	EV	N	N	Y	Y	124
10	BAHWLNAGAR	FORTABBAS	PB/73/13/043	M	102	23-06-13	7+	Child Died Before Stool Collection			Y	N	Y	DIED	109
11	FAISALABAD	TANDLIAN WALA	PB/51/13/049	F	18	22-05-13	7+	27-06-13	28-06-13	NVI	Y	Y	UK	Y	141
12	GUJRANWALA	KHIALI SHAHPUR	PB/21/13/055	M	96	14-06-13	7+	03-07-13	05-07-13	NVI	Y	Y	Y	Y	118
13	KHANEWAL	KABIRWALA	PB/62/13/042	F	108	28-06-13	7+	07-07-13		NVI	Y	N	Y	DIED	104
14	KHANEWAL	JAHANIAN	PB/62/13/047	M	120	29-06-13	7+	29-07-13	31-07-13	NVI	Y	N	Y	Y	103
15	KHANEWAL	KABIRWALA	PB/62/13/049	M	120	06-07-13	7+	28-08-13	29-08-13	NVI	Y	Y	Y	Y	96
16	LODHRAN	LODHRAN	PB/64/13/034	M	95	04-07-13	7+	18-07-13	25-07-13	NVI	Y	N	Y	Y	98
17	LODHRAN	LODHRAN	PB/64/13/035	M	84	22-05-13	7+	14-07-13	15-07-13	NVI	N	N	Y	Y	141
18	MULTAN	JALALPUR PIRWALA	PB/61/13/046	M	76	18-05-13	7+	17-06-13	19-06-13	NVI	Y	Y	Y	Y	145
19	MUZFARGARH	ALIPUR	PB/83/13/076	M	2	08-07-13	1	10-08-13	12-08-13	NVI	N	Y	Y	Y	94
20	OKARA	DEPALPUR	PB/34/13/031	M	24	27-05-13	7+	07-07-13	08-07-13	EV	N	Y	Y	Y	136
21	PAKPATTEN	PAKPATTAN	PB/66/13/021	M	60	14-06-13	7+	Late Notified			Y	Y	Y	Y	118
22	RAJANPUR	RAJANPUR	PB/82/13/036	F	6	03-06-13	5	07-07-13	08-07-13	EV	Y	Y	Y	Y	129
23	RAWALPINDI	RAWALPINDI	PB/11/13/028	M	132	13-05-13	7+	03-06-13	05-06-13	NVI	N	N	Y	Y	150
24	RAWALPINDI	MURREE	PB/11/13/041	M	177	05-07-13	7+	23-07-13	24-07-13	NVI	N	N	Y	Y	97
25	SAHIWAL	SAHIWAL	PB/65/13/024	M	120	12-06-13	7+	22-07-13	23-07-13	NVI	Y	Y	Y	Y	120
26	SAHIWAL	CHICHAWATNI	PB/65/13/025	F	6	25-06-13	5	30-07-13	01-08-13	NVI	Y	N	Y	Y	107
27	SHEIKUPURA	FEROZEWALA	PB/33/13/030	M	144	22-05-13	7+	14-06-13	15-06-13	NVI	N	Y	Y	Y	141
28	SHEIKUPURA	MURIDKE	PB/33/13/038	M	84	03-07-13	7+	11-07-13		NVI	Y	N	Y	DIED	99
29	TTSINGH	GOJRA	PB/52/13/032	M	2	24-06-13	3	25-07-13	27-07-13	EV	Y	N	Y	Y	108
30	GHOTKI	MIRPUR MATHELO	SD/42/13/042	M	18	04-07-13	7+	25-07-13	27-07-13	EV	N	Y	Y		98
31	HYDERABAD	HYDERABAD RURAL	SD/21/13/006	M	84	01-04-13	7+	Child Died Before Stool Collection			Y	N	Y	DIED	192
32	JACOBABAD	THUL	SD/53/13/013	M	156	16-05-13	7+	11-06-13	15-06-13	NVI	Y	Y	Y	Y	147
33	JACOBABAD	THUL	SD/53/13/017	M	10	26-06-13	7+	26-07-13	27-07-13	EV	Y	Y	Y	Y	106
34	JAMSHORO	T.B.KHAN	SD/25/13/009	F	18	03-05-13	7+	25-05-13	12-06-13	NVI	N	N	Y	Y	160
35	KAMBAR	WARAH	SD/55/13/006	M	96	01-01-13	7+	Late Notified			N	Y	Y	Y	282
36	KASHMORE	KANDHKOT	SD/54/13/002	M	54	27-05-13	7+				N	N	Y	LOST	136
37	KHIBALDIA	BALDIA	SD/61/13/005	F	36	18-06-13	4	Child Died Before Stool Collection			N	N	Y	DIED	114
38	KHIGADAP	GADAP	SD/63/13/010	F	42	02-06-13	7+				Y	N	Y	DIED	130
39	KHIJAMSHEED	JAMSHEED	SD/66/13/004	F	60	01-05-13	7+				Y	N	Y	DIED	162
40	KHIKAMARI	KAMARI	SD/67/13/005	M	108	25-06-13	7+	07-07-13	15-07-13	NVI	Y	Y	Y	Y	107
41	KHISADDAR	SADDAR	SD/77/13/004	F	38	05-04-13	7+	10-05-13	11-05-13	NVI	N	N	Y	Y	188
42	NFEROZ	BHIRIA	SD/45/13/003	F	144	05-02-13	7+	Child Died Before Stool Collection			Y	Y	Y	DIED	247
43	NFEROZ	MORO	SD/45/13/013	F	54	10-05-13	7+	01-06-13	02-06-13	NVI	N	Y	Y	Y	153
44	SANGHAR	KHIPRO	SD/32/13/005	M	144	05-03-13	7+	Late Notified			N	N	Y	Y	219

€ Based on recall of parents

* Afp.rec Data as of 10-10-2013

60 days Follow-up not done

FUP = Residual Weakness at 60 days follow up.

Table 7.1: AFP CASES PENDING FOR CLASSIFICATION WITH DATE OF ONSET MORE THAN 90 DAYS* 2013 (2/3)

S. No	DISTRICT	TEHSIL	EPID	SEX	AGE	DONSET	DOSE€	DSTOOL1	DSTOOL2	LAB	FEVER	ASTM	PROG	FUP	PEND (DAYS)
45	T.ALLAHYAR	TANDO ALLAHYAR	SD/27/13/009	M	4	28-05-13	4	24-06-13	25-06-13	NVI	Y	Y	Y	Y	135
46	T.ALLAHYAR	J.MUREE	SD/27/13/010	M	72	13-06-13	7+	Child Died Before Stool Collection			Y	Y	Y	DIED	119
47	THATTA	THATTA	SD/22/13/032	M	72	06-06-13	7+	15-07-13	16-07-13	NVI	Y	Y	Y	Y	126
48	BANNU	BANNU	KP/61/13/010	M	53	30-04-13	7+	Late Notified			Y	N	N	Y	163
49	BUNIR	DAGGAR	KP/22/13/008	M	35	12-03-13	7+	01-04-13	02-04-13	NVI	Y	Y	Y	Y	212
50	BUNIR	DAGGAR	KP/22/13/007	M	132	28-02-13	7+	30-03-13	31-03-13	NVI	N	N	Y	Y	224
51	BUNIR	DAGGAR	KP/22/13/015	M	72	01-01-13	7+	Late Notified			Y	Y	Y	Y	282
52	DIKHAN	KULACHI	KP/60/13/013	F	18	22-04-13	5	16-06-13	17-06-13	VACC	N	Y	Y	Y	171
53	DIKHAN	DIKHAN	KP/60/13/014	M	54	17-06-13	7+	20-06-13		NVI	Y	Y	Y	DIED	115
54	DIRLOWER	SAMAR BAGH	KP/23/13/015	F	13	30-01-13	7+	Late Notified			Y	Y	Y	Y	253
55	HANGU	HANGU	KP/54/13/005	M	12	21-06-13	7+	08-07-13	09-07-13	EV	Y	Y	Y		111
56	HANGU	HANGU	KP/54/13/004	F	30	05-06-13	7+	05-07-13	06-07-13	EV	Y	N	Y	Y	127
57	HANGU	HANGU	KP/54/13/008	M	36	03-07-13	7+	24-07-13		EV	Y	N	Y		99
58	HARIPUR	HARIPUR	KP/12/13/005	M	66	18-01-13	7+	19-02-13	20-02-13	EV	N	N	Y	Y	265
59	HARIPUR	HARIPUR	KP/12/13/012	F	20	18-04-13	7+	19-05-13	20-05-13	EV	Y	Y	Y	Y	175
60	HARIPUR	HARIPUR	KP/12/13/019	F	20	28-06-13	7+	18-08-13	19-08-13		Y	Y	Y		104
61	KOHAT	LACHI	KP/50/13/012	M	96	28-05-13	7+	26-06-13	27-06-13	NVI	N	N	Y	Y	135
62	KOHAT	LACHI	KP/50/13/015	M	21	15-05-13	7+	Late Notified			Y	Y	Y		148
63	LAKKIMRWT	LAKKIMRWT	KP/62/13/018	M	26	22-05-13	7+	21-06-13	22-06-13		N	Y	Y	Y	141
64	MANSEHRA	MANSEHRA	KP/14/13/005	M	168	17-03-13	7+	Child Died Before Stool Collection			N	N	Y	DIED	207
65	MANSEHRA	MANSEHRA	KP/14/13/010	F	9	01-06-13	6	17-06-13	19-06-13	NVI	Y	N	Y	DIED	131
66	MARDAN	TAKHT BHAI	KP/40/13/034	M	5	10-03-13	6	Late Notified			N	Y	UK	Y	214
67	MARDAN	MARDAN	KP/40/13/046	F	24	15-06-13	7+	05-07-13	06-07-13	EV	Y	Y	Y	Y	117
68	MARDAN	MARDAN	KP/40/13/073	M	23	15-06-13	7+	Late Notified			UK	Y	UK	Y	117
69	NOWSHERA	NOWSHERA	KP/32/13/012	F	108	15-03-13	7+	Child Died Before Stool Collection			Y	N	Y	DIED	209
70	PESHAWAR	PESHAWAR	KP/30/13/022	F	22	06-02-13	7+	Late Notified			N	N	N	Y	246
71	PESHAWAR	PESHAWAR	KP/30/13/026	M	24	17-04-13	0	17-05-13	19-05-13	EV	Y	Y	Y	Y	176
72	PESHAWAR	PESHAWAR	KP/30/13/039	F	54	03-05-13	7+	14-06-13	15-06-13	EV	Y	Y	Y	Y	160
73	PESHAWAR	PESHAWAR	KP/30/13/047	M	9	23-06-13	7+	08-07-13	09-07-13	NVI	Y	Y	Y		109
74	PESHAWAR	PESHAWAR	KP/30/13/043	F	66	16-06-13	7+	07-07-13	08-07-13	NVI	Y	Y	Y	Y	116
75	SHANGLA	MARTOONG	KP/26/13/001	M	72	08-01-13	7+	Late Notified			Y	Y	Y	LOST	275
76	SHANGLA	CHAKISAR	KP/26/13/008	F	36	01-06-13	7+	27-06-13	31-07-13	NVI	Y	Y	Y	Y	131
77	SWAT	SWAT	KP/24/13/006	F	132	02-04-13	7+	10-04-13		NVI	N	N	Y	DIED	191
78	SWAT	SWAT	KP/24/13/009	M	16	19-04-13	7+	14-05-13	15-05-13	NVI	Y	N	N	Y	174
79	TANK	TANK	KP/63/13/005	M	42	25-02-13	7+	27-04-13	28-04-13	NVI	Y	N	UK	Y	227
80	TANK	TANK	KP/63/13/008	M	24	06-07-13	7+	30-08-13	31-08-13	EV	N	Y	Y		96
81	QUETTA	QUETTA CITY	BN/11/13/006	F	9	12-04-13	7+	27-05-13	28-05-13	NVI	N	Y	Y	Y	181
82	BAJOUR	MAMUND	FT/33/13/007	M	45	02-01-13	7+	Late Notified			N	Y	Y	Y	281
83	BAJOUR	KHAR	FT/33/13/018	M	22	08-07-13	7+	23-08-13	24-08-13	NVI	Y	Y	Y		94
84	BAJOUR	MAMUND	FT/33/13/017	F	44	09-07-13	7+	13-08-13	14-08-13	EV	Y	N	N		93
85	KHYBER	LANDI KOTAL	FT/34/13/005	M	132	09-03-13	7+	12-03-13		EV	N	N	Y		215
86	KHYBER	JAMRUD	FT/34/13/002	F	24	18-01-13	7+	21-02-13	23-02-13	NVI	N	Y	Y		265
87	KHYBER	JAMRUD	FT/34/13/017	M	14	08-06-13	0	16-06-13		NVI	Y	Y	Y		124
88	KHYBER	BARA	FT/34/13/016	F	10	06-06-13	0	21-06-13	23-06-13	NVI	Y	Y	Y		126

€ Based on recall of parents

* Afp.rec Data as of 10-10-2013

60 days Follow-up not done

FUP = Residual Weakness at 60 days follow up.

Table 7.1: AFP CASES PENDING FOR CLASSIFICATION WITH DATE OF ONSET MORE THAN 90 DAYS* 2013 (3/3)

S. No	DISTRICT	TEHSIL	EPID	SEX	AGE	DONSET	DOSESE€	DSTOOL1	DSTOOL2	LAB	FEVER	ASTYM	PROG	FUP	PEND (DAYS)
89	KHYBER	BARA	FT/34/13/018	M	12	11-06-13	0	01-07-13	02-07-13	EV	Y	Y	Y		121
90	MOHMAND	PINDIALI	FT/35/13/006	F	17	05-05-13	7+	17-06-13	18-06-13	NVI	Y	Y	Y		158
91	MOHMAND	UPPER MOHMAND	FT/35/13/003	F	18	18-04-13	7+	07-05-13	08-05-13	NVI	Y	Y	Y		175
92	MOHMAND	PINDIALI	FT/35/13/002	M	24	13-03-13	7+	28-03-13	29-03-13	VACC	UK	Y	Y		211
93	MOHMAND	UPPER MOHMAND	FT/35/13/008	M	26	08-05-13	7+	22-06-13	23-06-13		Y	Y	Y		155
94	WAZIR-N	MIRAN SHAH	FT/64/13/007	M	48	25-04-13	5	10-05-13	12-05-13	NVI	Y	N	Y	Y	168
95	WAZIR-N	MIR ALI	FT/64/13/042	M	7	03-07-13	0	29-08-13	30-08-13	EV	Y	N	Y		99

€ Based on recall of parents

* Afp.rec Data as of 10-10-2013

60 days Follow-up not done

FUP = Residual Weakness at 60 days follow up.