



**World Health
Organization**

Weekly AFP Surveillance Update Pakistan

Week 40 (*Ended on 05th October, 2013*)

AFP Surveillance



National Surveillance Cell Federal EPI

World Health Organization Country Office,
Chak Shahzad, Park Road,
Islamabad, Pakistan

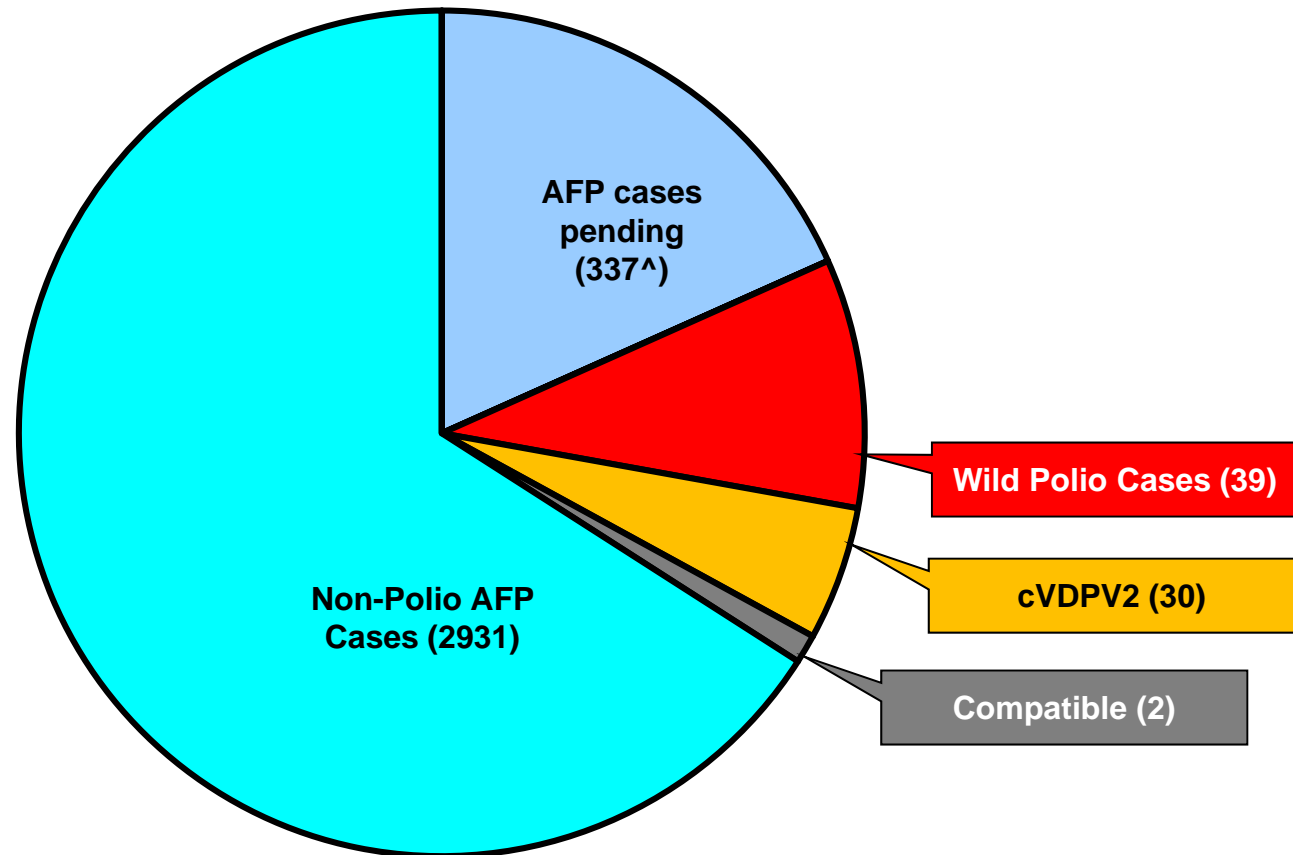
Tel: +92-51 9255123 / 9255282 /9255184

Fax: +92-51 9255274

Email: epidata@pak.emro.who.int

Web site: www.whopak.org

AFP Case Profile, 2013*



Total AFP Cases Reported = 3339

[^]87 Inadequate cases pending classification by ERC;
[^]89 Inadequate cases not due for FUP
[^]161 Pending in the Lab

Point in Time Comparison of polio cases by province/region 2012[§] & 2013*

Region/ Province	No. of polio cases		No. of infected districts/towns		Last polio case
	2012	2013	2012	2013	
Khyber Pakhtunkhwa	19	7	12	5	31-Aug-13
FATA / FR Areas	17	27	5	4	10-Sep-13
Sindh	4	3	4	3	09-July-13
Balochistan	4	-	2	-	02-Oct-12
Punjab	2	2	2	2	26-May-13
Gilgit-Baltistan	1	-	1	-	06-Aug-12
Pakistan	47	39	26	14	10-Sep-13

Six additional districts/town declared infected based on environmental samples in 2013

Total polio cases of 2012 are 58

* Afp.rec Data as of 03-10-2013

§Based on date of onset

Table 1: List of Confirmed Polio Cases, Pakistan 2013* (1/2)

S.NO.	PROVINCE/ REGION	DISTRICT	TEHSIL	EPID NO.	SEX	AGE (m)	DATE ONSET OF PARALYSIS	NO. OPV DOSES (based on parents recall)		FEVER	Asymmetric Paralysis	Rapid Progression	REFUSAL	WPV TYPE	GENETICS
								Route	SIAs						Cluster
1	SINDH	BIN QASIM	BIN QASIM	SD/62/13/001	M	24	14-Jan-13	0	0	N	Y	Y	Y	NSL1	R4B
2	KP	BANNU	BANNU	NW/61/13/002	M	13	26-Jan-13	0	0	Y	N	Y	Y	NSL1	R4B
3	PUNJAB	MIWANWALI	ISAKHEL	PB/43/13/005	F	36	07-Feb-13	3	7+	Y	N	Y	N	NSL1	R4B
4	KP	MALAKAND	DARGAI	NW/20/13/006	F	3	08-Feb-13	2	2	Y	N	Y	N	NSL1	R4B
5	KP	MARDAN	MARDAN	NW/40/13/009	M	30	12-Feb-13	3	7+	Y	N	Y	N	NSL1	R4B
6	SINDH	DADU	MEHAR	SD/24/13/006	F	15	22-Mar-13	0	2	Y	N	Y	N	NSL1	R2B
7	KP	MARDAN	MARDAN	NW/40/13/026	M	8	22-Apr-13	0	0	Y	Y	Y	Y	NSL1	R4B
8	FATA	KHYBER\$	BARA	FT/34/13/008	M	10	24-Apr-13	2	4	Y	Y	N	N	NSL1	R4B
9	FATA	FR BANNU	FR BANNU	FT/69/13/001	M	16	03-May-13	0	3	Y	Y	Y	Y	NSL1	R4B
10	FATA	KHYBER\$	BARA	FT/34/13/010	M	8	10-May-13	0	0	Y	Y	Y	N	NSL1	R4B
11	FATA	KHYBER\$	BARA	FT/34/13/013	M	24	11-May-13	2	3	Y	N	Y	N	NSL1	R4B
12	FATA	KHYBER\$	BARA	FT/34/13/011	M	23	14-May-13	0	2	Y	Y	Y	N	NSL1	R4B
13	FATA	KHYBER\$	BARA	FT/34/13/012	M	4	16-May-13	0	0	Y	N	Y	N	NSL1	R4B
14	FATA	FR BANNU	FR BANNU	FT/69/13/002	F	22	19-May-13	0	7+	Y	N	Y	N	NSL1	R4B
15	FATA	KHYBER\$	BARA	FT/34/13/014	M	30	20-May-13	0	0	Y	N	Y	N	NSL1	R4A
16	FATA	WAZIR-N\$	MIR ALI	FT/64/13/010	M	9	24-May-13	0	0	Y	Y	Y	N	NSL1	R4B
17	PUNJAB	MBDIN	MALIKWAL	PB/24/13/013	F	96	26-May-13	3	7+	Y	Y	Y	N	NSL1	R4B
18	FATA	KHYBER\$	BARA	FT/34/13/015	M	15	06-June-13	0	0	Y	Y	Y	N	NSL1	R4B
19	FATA	WAZIR-N\$	MIR ALI	FT/64/13/014	F	11	15-June-13	0	0	Y	Y	Y	N	NSL1	R4B
20	FATA	KHYBER\$	BARA	FT/34/13/019	F	12	23-June-13	0	0	Y	N	Y	N	NSL1	R4B
21	KP	PESHAWAR	PESHAWAR	KP/30/13/042	M	12	30-June-13	0	0	Y	N	Y	Y	NSL1	R4B
22	FATA	KHYBER\$	BARA	FT/34/13/020	F	12	03-July-13	0	0	N	N	Y	N	NSL1	R4B

\$ Security compromised area

* Afp.rec Data as of 03-10-2013

Table 1.1: List of Confirmed Polio Cases, Pakistan 2013* (2/2)

S.NO.	PROVINCE/ REGION	DISTRICT	TEHSIL	EPID NO.	SEX	AGE (m)	DATE ONSET OF PARALYSIS	NO. OPV DOSES (based on parents recall)		FEVER	Asymmetric Paralysis	Rapid Progression	REFUSAL	W/PV TYPE	GENETICS
								Routi ne	SIA's						Cluster
23	SINDH	KHIGADDAP	GADDAP	SD/63/13/015	F	12	09-July-13	3	6	Y	Y	Y	N	NSL1	R4B
24	FATA	WAZIR-N\$	MIRAN SHAH	FT/64/13/018	F	18	13-July-13	0	0	Y	Y	Y	N	NSL1	R4B
25	FATA	FR BANNU	FR BANNU	FT/69/13/006	M	18	27-July-13	0	7+	Y	N	Y	N	NSL1	R4B
26	FATA	WAZIR-N\$	MIR ALI	FT/64/13/032	F	21	05-Aug-13	0	0	Y	Y	Y	N	NSL1	R4B
27	FATA	WAZIR-N\$	RAZMAK	FT/64/13/033	M	11	11-Aug-13	0	0	Y	Y	Y	N	NSL1	R4B
28	KP	KOHAT	KOHAT	KP/50/13/017	F	10	19-Aug-13	0	5	Y	Y	Y	N	NSL1	R4B
29	FATA	WAZIR-N\$	RAZMAK	FT/64/13/044	M	8	24-Aug-13	0	0	Y	N	Y	N	NSL1	R4B
30	FATA	FR DIKHAN	FR DIKHAN	FT/68/13/001	M	36	26-Aug-13	1	1	Y	N	Y	N	NSL1	R4B
31	FATA	KHYBER\$	LANDI KOTAL	FT/34/13/028	M	18	30-Aug-13	0	0	Y	Y	Y	N	NSL1	
32	KP	PESHAWAR	PESHAWAR	KP/30/13/068	M	6	31-Aug-13	0	0	Y	Y	Y	N	NSL1	
33	FATA	WAZIR-N\$	MIR ALI	FT/64/13/050	F	13	01-Sep-13	0	0	Y	Y	Y	N	NSL1	
34	FATA	WAZIR-N\$	MIRAN SHAH	FT/64/13/051	F	11	05-Sep-13	0	0	Y	Y	Y	N	NSL1	R4B
35	FATA	WAZIR-N\$	RAZMAK	FT/64/13/053	F	17	06-Sep-13	0	0	Y	Y	Y	N	NSL1	
36	FATA	WAZIR-N\$	MIR ALI	FT/64/13/055	F	7	08-Sep-13	1	0	Y	Y	Y	N	NSL1	
37	FATA	KHYBER\$	BARA	FT/34/13/027	F	13	30-Aug-13	0	2	Y	Y	Y	N	NSL1	
38	FATA	KHYBER\$	BARA	FT/34/13/029	M	11	10-Sep-13	3	7+	Y	Y	Y	N	NSL1	
39	FATA	WAZIR-N\$	MIR ALI	FT/64/13/056	M	10	10-Sep-13	3	0	Y	Y	Y	N	NSL1	

\$ Security compromised area

New Case

* Afp.rec Data as of 03-10-2013

Table 2: LAB Update 2013*

Month of Onset	AFP Cases	No virus isolated	Cases Under Process		Isolated Viruses from stools						
			Culture	ITD	Vaccine viruses		NPEV		Wild	Results within 14 days	
			n	n	n	n	n	%	n	%	n
January	333	275	0	0	19	6	37	11%	2	333	100%
February	330	285	0	0	16	5	26	8%	3	330	100%
March	308	248	0	0	7	2	52	17%	1	308	100%
April	352	244	0	0	22	6	84	24%	2	352	100%
May	419	304	0	0	15	4	91	22%	9	419	100%
June	469	326	0	0	21	4	118	25%	4	469	100%
July	391	239	0	1	13	3	135	35%	4	391	100%
August	454	284	6	0	23	5	133	29%	8	448	99%
September	358	175	88	9	9	3	71	20%	6	261	73%
Pakistan	3414	2380	94	10	145	4	747	22%	39	3311	97%

* Data as of 07-10-2013

Table 3: Urgent / ITD Pending Cases (1/2)

S. #	Basic information									OPV doses				Urgent		Prov Diagnosis	Lab update			Remarks
	District	Tehsil	Union council	Epid number	Date of Onset	Age (M)	Sex	Date of 1st stool	Stool Adeq	RI	SIAs	Last 6 SIAs	Last dose	By Field	By NSC*		Lab No.	Days Inoc	Culture update	
Isolates pending for ITSD																				
1	GHOTKI	GHOTKI	BANDH	SD/42/13/041	20-Jul-13	18	M	23-Jul-13	Y	3	7+	6	17-Jun-13	N	N	HEMIPLEGIA/CVA	3127	7	P1	Discordant U
2	KHYBER	TIRAH	#	FT/34/13/032	05-Sep-13	8	F	25-Sep-13	#				19-Aug-13	N	#		4328	5	SL1	Waiting rRTPCR for VDPV screening
3	WAZIR-N	MIRAN SHAH	SPULGA	FT/64/13/062	08-Sep-13	8	F	15-Sep-13	Y	2	0	0		Y	Y	POLO	4101	5	P2	Discordant U
4	WAZIR-N	MIRAN SHAH	PARYAT	FT/64/13/063	10-Sep-13	13	M	17-Sep-13	Y	0	0	0		Y	Y	POLO/GBS	4185	7	P2	Discordant U
5	WAZIR-N	MIRAN SHAH	DATTA KHEL	FT/64/13/065	13-Sep-13	5	M	20-Sep-13	Y	0	0	0		Y	Y	POLO	4215	5	P2	Discordant U
6	WAZIR-N	MIRAN SHAH	LAND	FT/64/13/066	18-Sep-13	9	M	21-Sep-13	Y	0	0	0		Y	Y	POLO/INJECTION TRAUMA	4228	1	P2	Discordant U
7	WAZIR-N	MIRAN SHAH	KANI ROGHA	FT/64/13/067	20-Sep-13	14	M	26-Sep-13	Y	0	1	0		Y	Y	POLO	4321	2	P2	Discordant U
8	WAZIR-N	MIR ALI	EIDAR KHEL	FT/64/13/068	20-Sep-13	16	F	24-Sep-13	Y	0	0	0		Y	Y	POLO/MYEELITIS/INJECTION TRAUMA	4309	2	P1	Discordant U
9	WAZIR-N	MIR ALI	ALI KHEL	FT/64/13/069	20-Sep-13	12	F	26-Sep-13	Y	0	0	0		Y	Y	POLO/GBS	4366	2	L20B+	
10	MUZFARGARH *	#		PB/83/13/090	26-Sep-13	2	M	28-Sep-13		#	#		10-Sep-13	N	#		4402	5	L20B+	
Reported urgent (by field / NSC* criteria)																				
11	FR BANNU	FR BANNU	HINDI KHEL	FT/69/13/013	22-Sep-13	12	F	28-Sep-13	#	0	0	0		Y	Y	POLO	4392	6	UP	
12	FR BANNU *	FR BANNU	BAKA KHEL	FT/69/13/015	01-Oct-13	7	M		#	0	0	0		Y	Y	POLO				Stool not yet received
13	FR BANNU *	FR BANNU	MAMAND KHEL	FT/69/13/016	28-Sep-13	24	F	03-Oct-13	Y	0	0	0		Y	Y	POLO/GBS/INJECTION TRAUMA	4473	1	UP	
14	FR BANNU *	FR BANNU	HINDI KHEL	FT/69/13/017	01-Oct-13	11	M	03-Oct-13	Y	0	0	0		Y	Y	POLO/GBS/INJECTION NEURITIS				Stool not yet received
15	FR BANNU *	FR BANNU	DARYOBA	FT/69/13/018	29-Sep-13	42	M		Y	3	7+	6	30-Sep-13	Y	N	ENCEPHALITIS				Stool not yet received
16	WAZIR-N	MIR ALI	ZARKI	FT/64/13/070	20-Sep-13	20	F	25-Sep-13	Y	0	0	0		Y	Y	POLO	4334	8	UP	
17	WAZIR-N	MIR ALI	SHAMIRI	FT/64/13/071	26-Sep-13	8	F	28-Sep-13	Y	0	0	0		Y	Y	POLO	4391	6	UP	
18	WAZIR-N	MIR ALI	NAURAK	FT/64/13/072	25-Sep-13	24	M	30-Sep-13	Y	0	0	0		Y	Y	POLO	4474	1	UP	

* New addition

§ New results

#Data not available

Y NSC Criteria = Fever, Rapid Progress, Age < 48 months and OPV Doses < 7

UP = Under process

Urgent (Field/NSC) / Inadequate specimens / Age 12-35 months / Zero OPV dose

U Pending for genomic sequencing

Table 3: Urgent / ITD Pending Cases (2/2)

S. #	Basic information									OPV doses				Urgent		Prov Diagnosis	Lab update			Remarks
	District	Tehsil	Union council	Epid number	Date of Onset	Age (M)	Sex	Date of 1st stool	Stool Adeq	RI	SIAs	Last 6 SIAs	Last dose	By Field	By NSCV		Lab No.	Days Inoc	Culture update	
19	WAZIR-N	MIR ALI	IDAK	FT/64/13/073	29-Sep-13	12	M	01-Oct-13	#	0	0	0		Y	Y	POLO	4446	4	UP	
20	WAZIR-N *	MIRAN SHAH	DEGAN	FT/64/13/074	28-Sep-13	37	M	01-Oct-13	Y	0	0	0		Y	Y	POLIOMYELITIS/ INJECTION TRAUMA	4475	1	UP	
21	WAZIR-N *	MIR ALI	ZERAKI	FT/64/13/075	06-Sep-13	15	M	02-Oct-13	Y	0	0	0		Y	Y	POLO	4472	1	UP	
22	PESHAWAR	PESHAWAR	MASHOGAGAR	KP/30/13/075	23-Sep-13	6	F	28-Sep-13	N	1	6	5	19-Sep-13	Y	Y	ACUTE MOTOR AXONAL	4358	8	UP	

* New addition § New results #Data not available Y NSC Criteria = Fever, Rapid Progress, Age < 48 months and OPV Doses <7 UP = Under process
 Urgent (Field/NSC) / Inadequate specimens / Age 12-35 months / Zero OPV dose Pending for genomic sequencing

* Data as of 07-10-2013

Summary of Laboratory data for Environmental Surveillance- Pakistan (Jan 2011 to date)

Report for Epidemiological week= 40 (29 Sep – 05 Oct, 2013)



- Wild poliovirus type 1 (WPV1)
- Wild poliovirus type 3 (WPV3)
- ■ Mixture WPV1 & WPV3
- No WPV Isolated
- Under process
- X Scheduled sampling, sample not collected
- No sampling scheduled
- Mixture WPV1 & VDPV type 2

SUMMARY

Total Sites = 23

Total Samples Collected (2011-2012-2013) = 649

Total Samples with results available = 638

Total samples positive for Wild PV (2011-2012-2013) = **260** (136+88+36) (WPV1= 260)

Samples Positive for VDPV = 1 (Type 2 VDPV from KHI-Gadaap)

Comparison environmental sampling results 2012-13*

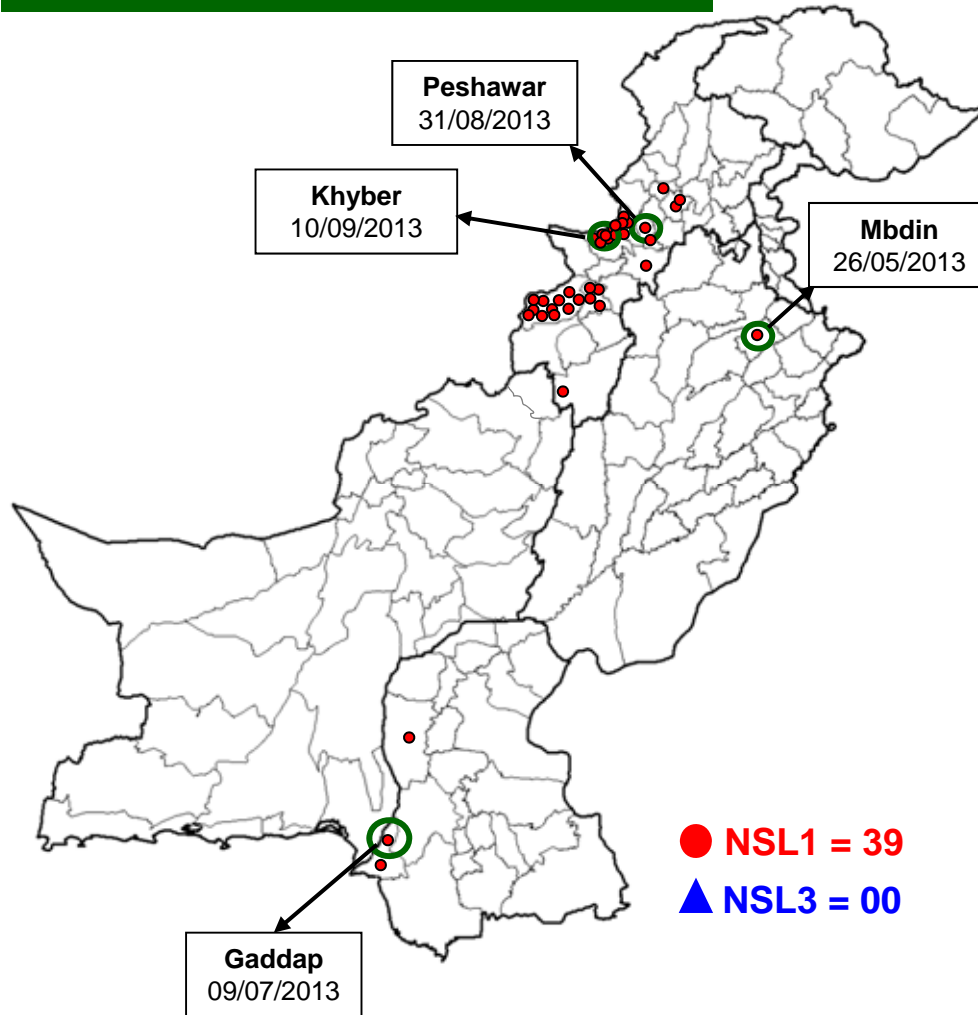
DISTRICT	2012			2013			Last isolate
	TOTAL	WILD		TOTAL	WILD		
	n	n	%	n	n	%	
LAHORE	24	16	67%	40	0	0%	20-Nov-12
MULTAN	24	4	17%	24	1	0%	28-Aug-13
RAWALPINDI	8	5	63%	8	3	25%	24-Aug-13
FAISALABAD	Sampling started from week 36			24	1	4%	03-Jan-13
KHIGIQBAL	16	2	13%	16	2	6%	22-Jul-13
KHIGADAP	24	11	46%	30	7	20%	19-Aug-13
KHIBALDIA	8	0	0%	8	0	0%	10-Jul-12
SUKKUR	9	6	67%	16	0	0%	05-Sep-12
HYDERABAD	2	2	100%	8	7	88%	12-Aug-13
PESHAWAR	16	12	75%	16	14	75%	24-Aug-13
QUETTA	16	2	13%	23	1	4%	20-Feb-13
PAKISTAN	147	60	41%	213	36	14%	28-Aug-13

*Comparison of samples up to 1st September, for both years with available results

Data source Polio RRL

Map1: Distribution of Wild Polio cases Pakistan 2013*

Districts/ Towns with Wild Polio cases = 14



Province/ Country	Date of Last Case		Number of cases 2013	
	P1	P3	P1	P3
PUNJAB	May, 2013	Jun, 2010	2	-
SINDH	July, 2013	Jan, 2010	3	-
KHYBER- PAKHTUNKHWA	Aug, 2013	Oct, 2010	7	-
FATA	Sep, 2013	Apr, 2012	27	-
BALUCHISTAN	Oct, 2012	Apr, 2010	-	-
AJK	-	Jun, 2000	-	-
GILGIT-BALTISTAN	Aug, 2012	-	-	-
ISLAMABAD	Sep, 2008	Sep, 2008	-	-
PAKISTAN	Sep, 2013	Apr, 2012	39	-

● NSL1 = 39
▲ NSL3 = 00

○ District with last polio case in province

Cases randomly placed
in districts

— Provincial Boundary
— Districts Boundary

* Afp.rec Data as of 03-10-2013

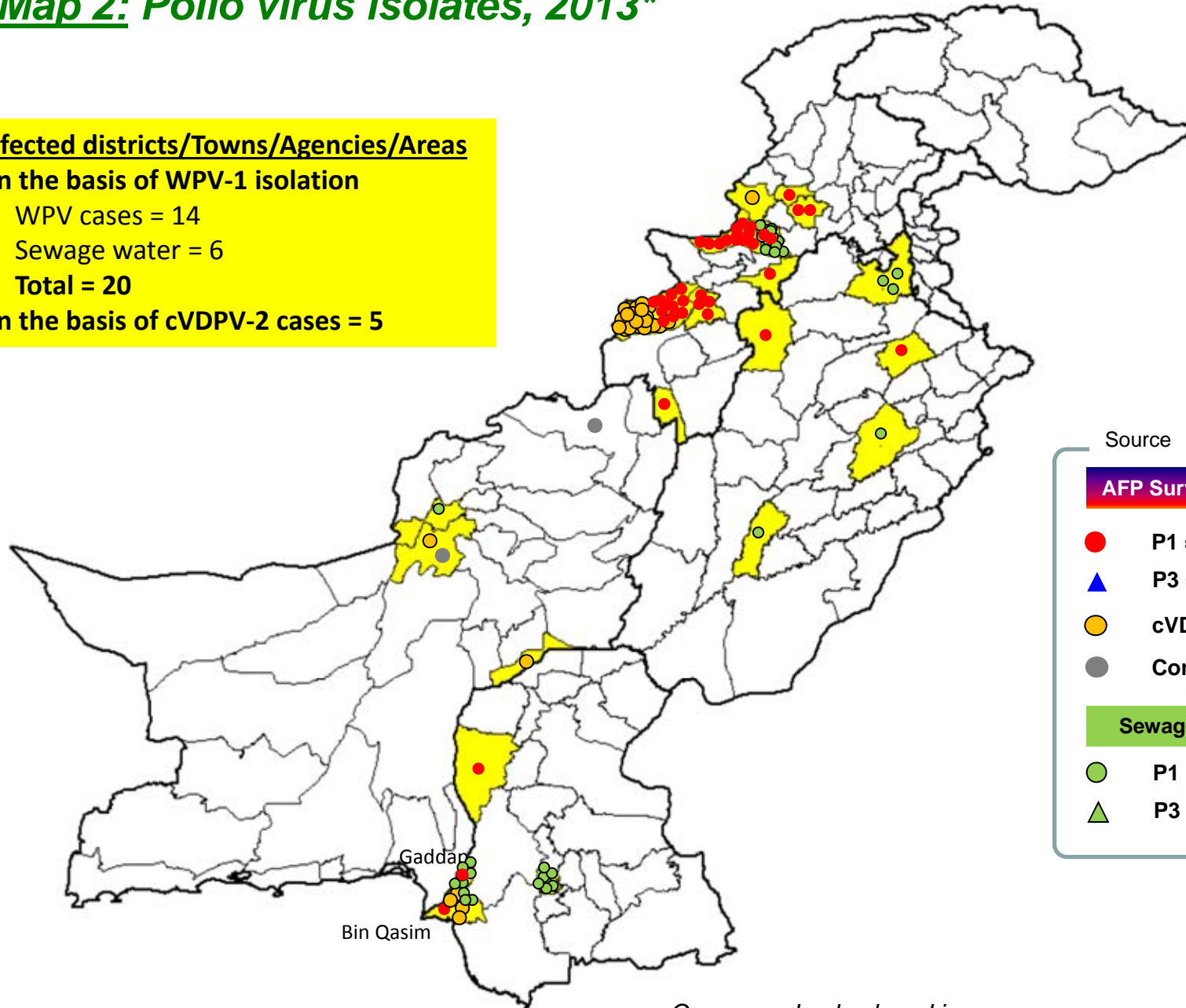
Map 2: Polio virus isolates, 2013*

Infected districts/Towns/Agencies/Areas

On the basis of WPV-1 isolation

- WPV cases = 14
- Sewage water = 6
- Total = 20

On the basis of cVDPV-2 cases = 5



Source

AFP Surveillance

- P1 = 39
- ▲ P3 = 0
- cVDPV-2 = 30
- Compatible = 2

Sewage water

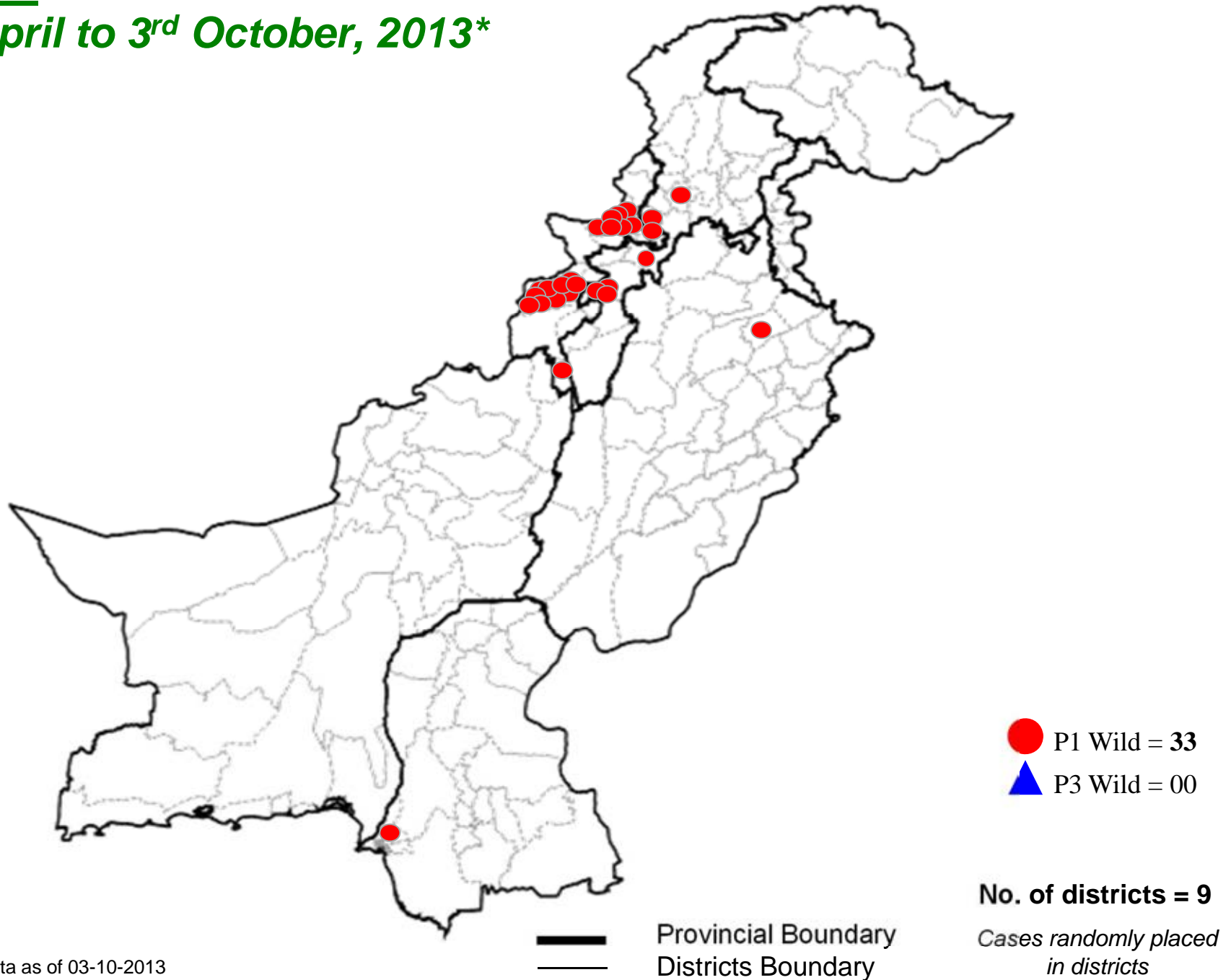
- P1 = 36
- ▲ P3 = 0

— Provincial Boundary
 — Districts Boundary

* Afp.rec Data as of 03-10-2013

Cases randomly placed in districts

Map 3: Wild Polio cases in the last 6 months from 4th April to 3rd October, 2013*



* Afp.rec Data as of 03-10-2013

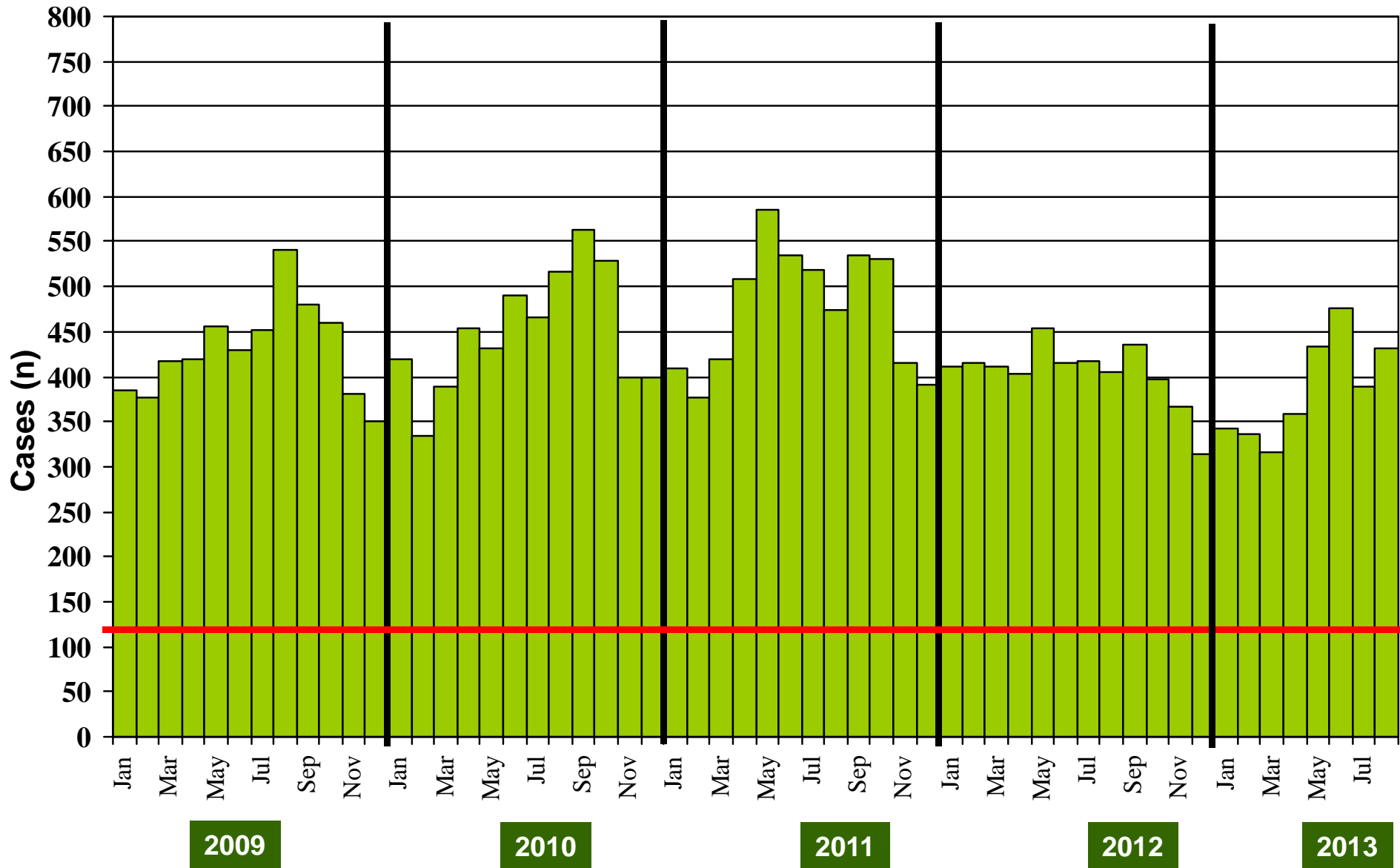
**Table 4: Distribution of AFP Cases By Week of Onset ^
Pakistan 2013* [Week number/Ending on]**

PROVINCE	W 25 22 June 2013	W 26 29 June 2013	W 27 06 July 2013	W 28 13 July 2013	W 29 20 July 2013	W 30 27 July 2013	W 31 03 Aug 2013	W 32 10 Aug 2013	W 33 17 Aug 2013	W 34 24 Aug 2013	W 35 31 Aug 2013	W 36 07 Sep 2013	W 37 14 Sep 2013	W 38 21 Sep 2013	W 39 28 Sep 2013
PUNJAB	47	41	45	47	44	37	53	28	51	51	40	48	48	45	8
SINDH	27	18	20	23	14	19	11	18	27	26	19	20	25	11	3
KP	14	13	18	19	18	22	20	14	24	18	26	21	12	14	2
FATA	1	4	8	8	2	5	4	14	5	12	8	10	18	7	3
BALUCHISTAN	8	5	3	3	6	3	2	3	8	9	2	1	5	2	1
AJK	2	1	2	0	1	2	0	0	2	2	2	0	1	0	0
GILGIT BILTISTAN	0	0	1	0	0	0	0	0	0	0	0	1	0	0	0
ISLAMABAD	0	0	1	0	0	1	0	0	1	0	1	0	0	0	0
PAKISTAN	99	82	98	100	85	89	90	77	118	118	98	101	109	79	17

* Afp.rec & Afplab.rec: Data as of 03-10-2013

^ MMWR Epidemiological Weeks

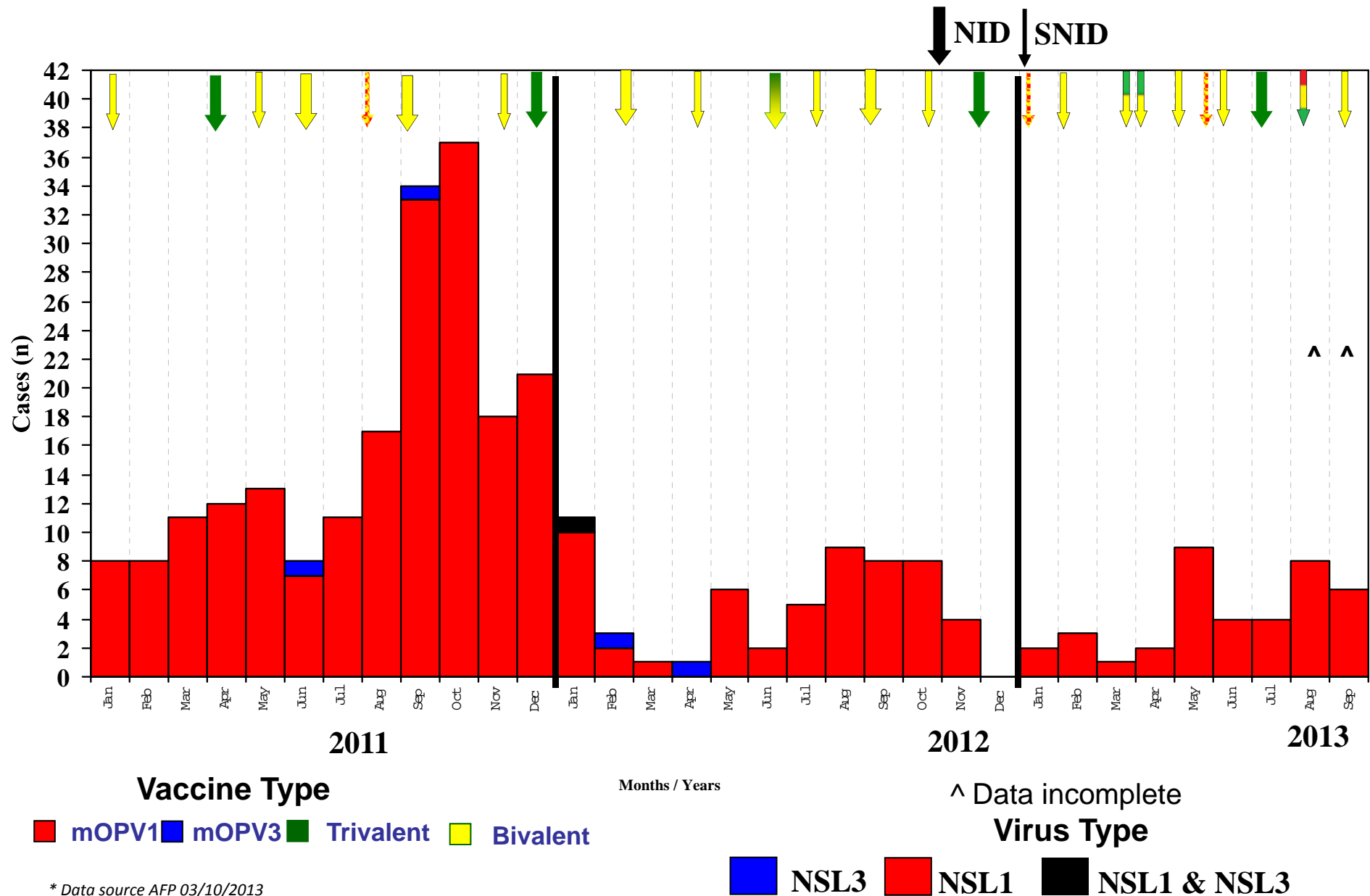
Graph 1: Distribution of AFP Cases by Month, Pakistan 2009-2013*



@ Non-polio AFP rate of 2/100,000 children < 15 years

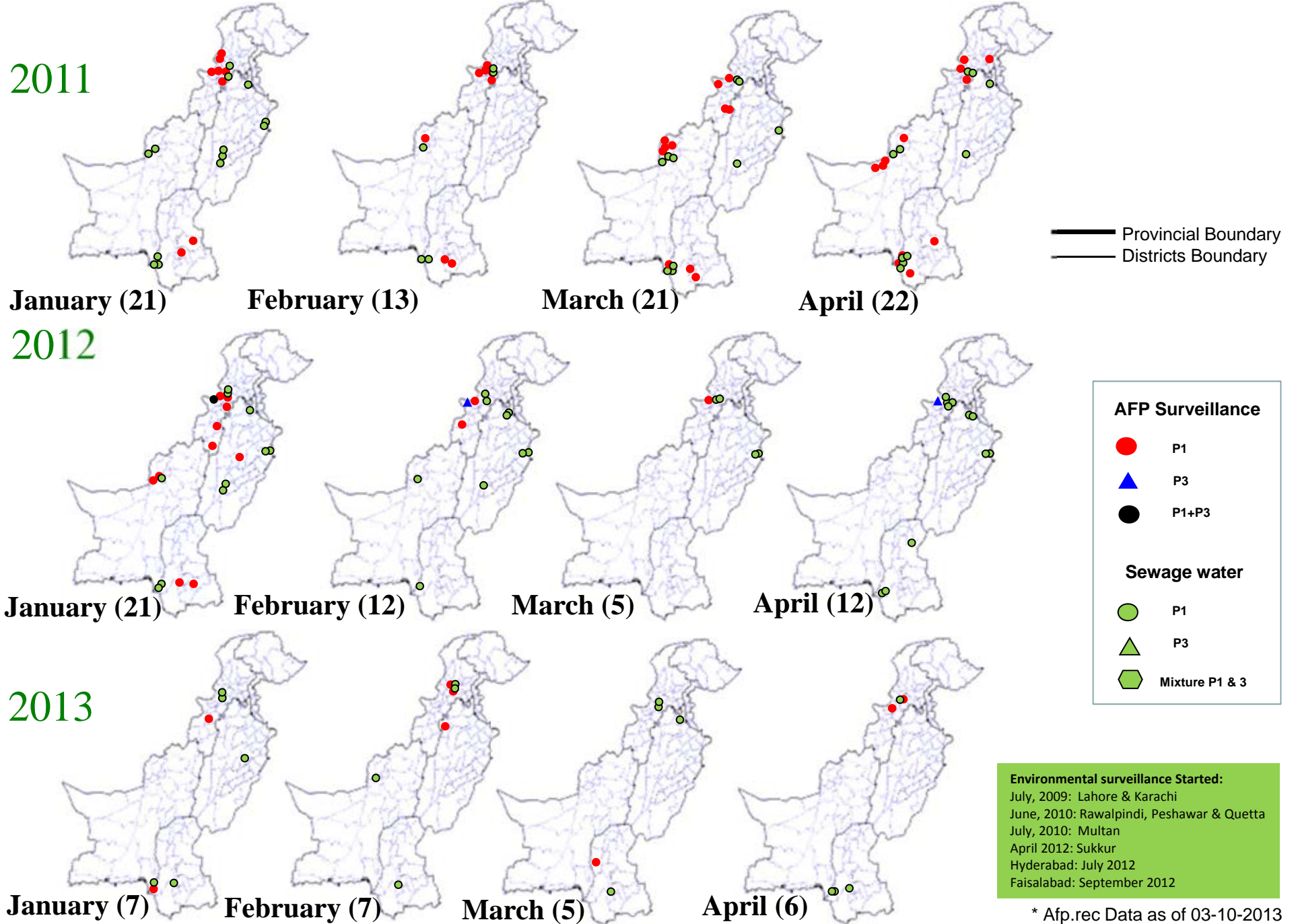
*Afp.rec Data as of 03-10-2013

Confirmed Polio Cases By Poliovirus Type, 2011-2013*



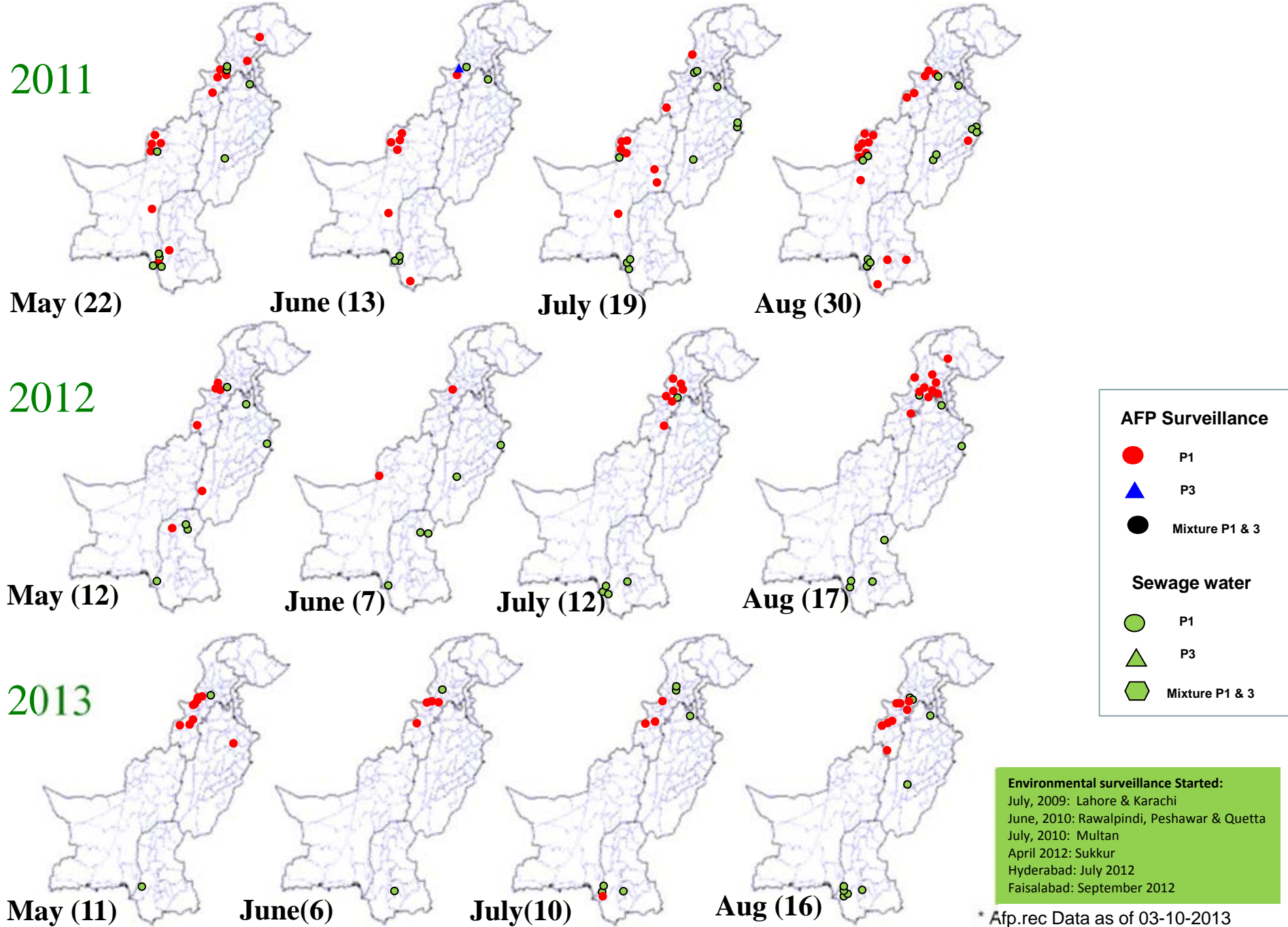
* Data source AFP 03/10/2013

Map 4: Monthly Comparison of P1 & P3 Polio Cases/Isolates 2011-2013*



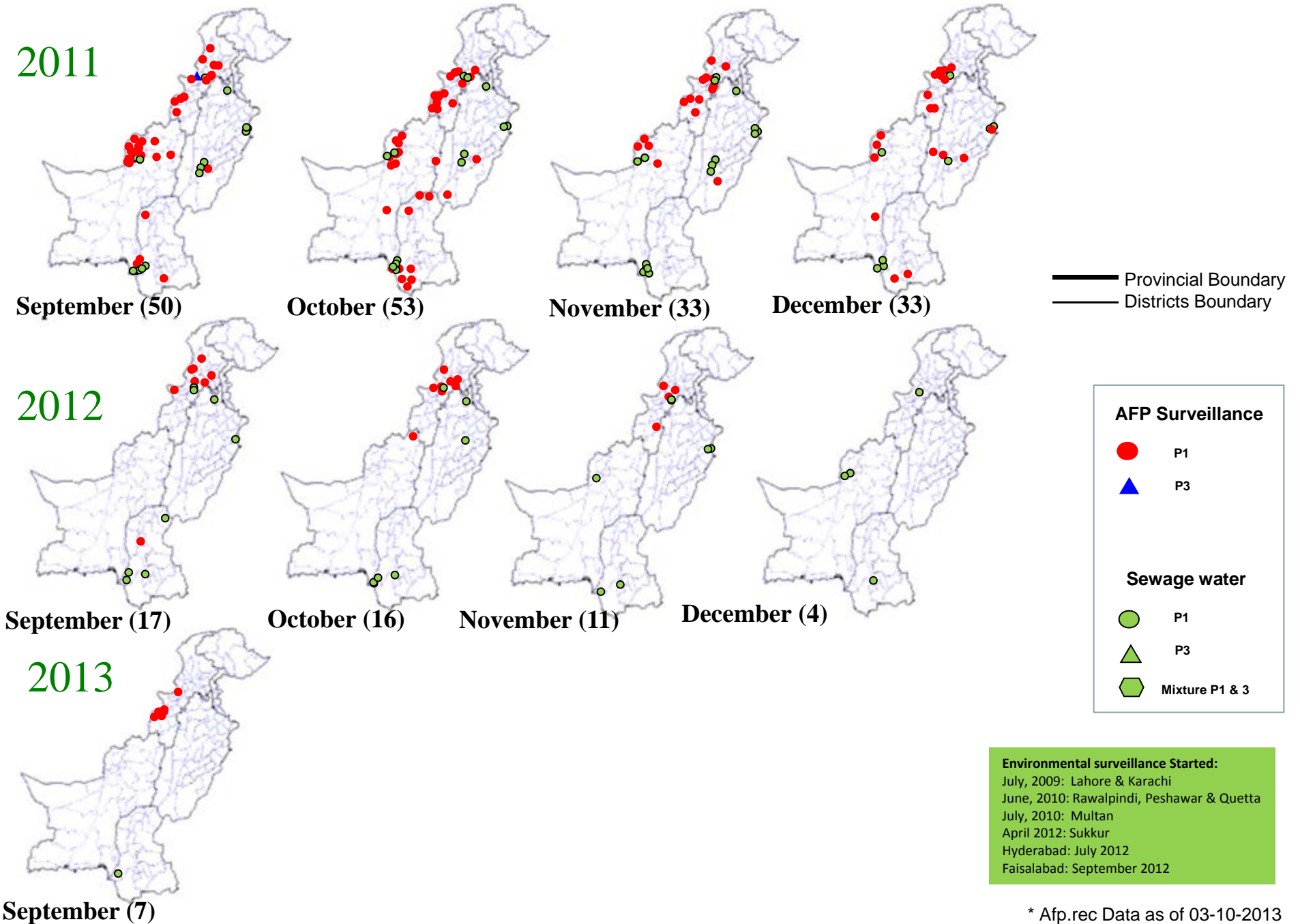
* Afp.rec Data as of 03-10-2013

Map 4.1: Monthly Comparison of P1 & P3 Polio Cases/Isolates 2011-2013*



* Afp.rec Data as of 03-10-2013

Map 4.2: Monthly Comparison of P1 & P3 Polio Cases/Isolates 2011-2013*

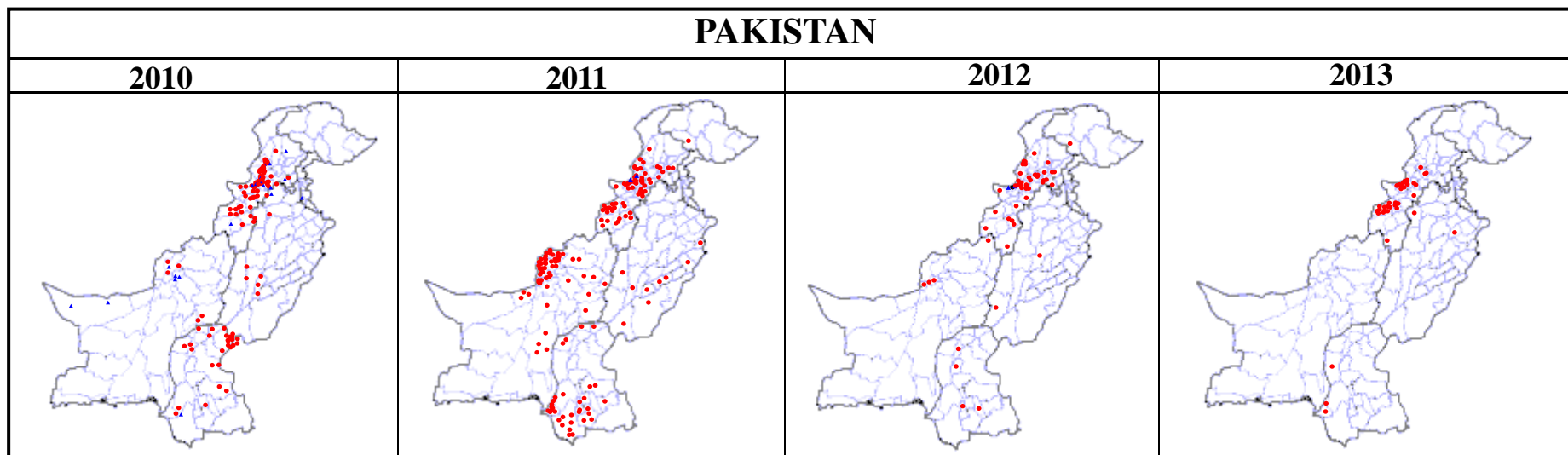


* Afp.rec Data as of 03-10-2013

Table 5: Polio Eradication Update, Pakistan 2010-2013*

Province/Region	Polio 1				Polio 3				Total Wild			
	2010	2011	2012	2013	2010	2011	2012	2013	2010	2011	2012	2013
PUNJAB	6	9	2	2	1	0	-	-	7	9	2	2
SINDH	26	33	4	3	1	0	-	-	27	33	4	3
KP	19	23	27	7	5	0	-	-	24	23	27	7
FATA^	63	57	17	27	11	2	2	-	74	59	20^	27
BALUCHISTAN	6	73	4	-	6	0	-	-	12	73	4	-
AJK	0	0	-	-	0	0	-	-	0	0	-	-
Gilgit-Baltistan	0	1	1	-	0	0	-	-	0	1	1	-
ISLAMABAD	0	0	-	-	0	0	-	-	0	0	-	-
PAKISTAN	120	196	55	39	24	2	2	-	144	198	58	39

^ FATA reported mixture of NSL1 & NSL3



* Afp.rec Data as of 03-10-2013

Table 6: Vaccination status of non polio AFP cases age 6-59 months 2010-2013*

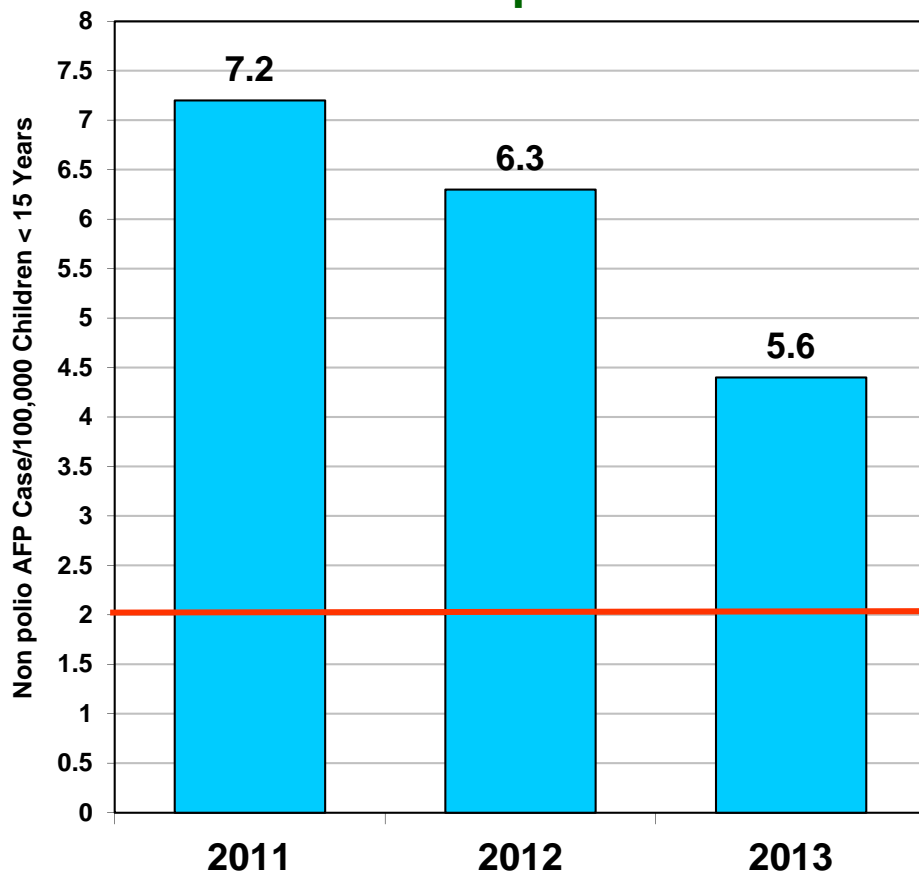
REGION	0 dose				1-2 doses				3 doses				4-6 doses				7+ doses			
	10	11	12	13	10	11	12	13	10	11	12	13	10	11	12	13	10	11	12	13
Central Punjab	0%	0%	0%	0%	1%	1%	0%	0%	1%	2%	0%	1%	7%	6%	4%	9%	91%	92%	95%	90%
North Punjab	0%	0%	0%	0%	0%	1%	0%	0%	2%	1%	0%	0%	6%	5%	4%	4%	91%	93%	96%	96%
South Punjab	0%	0%	0%	0%	1%	0%	0%	0%	0%	1%	0%	0%	5%	5%	4%	5%	94%	93%	96%	94%
PUNJAB	0%	0%	0%	0%	1%	1%	0%	0%	1%	1%	0%	0%	6%	5%	4%	7%	92%	93%	96%	93%
Karachi	2%	4%	1%	0%	0%	1%	1%	4%	3%	0%	2%	0%	7%	6%	6%	6%	88%	88%	90%	91%
North Sindh	0%	0%	0%	0%	1%	1%	0%	0%	0%	0%	1%	0%	4%	5%	4%	6%	95%	94%	94%	94%
South Sindh	0%	1%	0%	0%	1%	1%	1%	1%	1%	0%	2%	1%	9%	6%	4%	8%	89%	93%	93%	90%
SINDH	1%	1%	0%	0%	1%	1%	1%	1%	1%	0%	1%	0%	7%	6%	4%	7%	91%	92%	93%	92%
Central Khyber Pakhtunkhwa	1%	1%	2%	1%	0%	1%	1%	0%	1%	0%	0%	0%	2%	3%	2%	1%	97%	95%	95%	96%
North Khyber Pakhtunkhwa	2%	1%	2%	0%	1%	2%	2%	1%	2%	1%	2%	1%	6%	7%	9%	5%	89%	90%	85%	93%
South Khyber Pakhtunkhwa	3%	2%	2%	1%	3%	4%	1%	0%	3%	4%	1%	0%	14%	7%	9%	3%	76%	83%	87%	95%
Khyber Pakhtunkhwa	1%	1%	2%	1%	1%	2%	1%	0%	2%	1%	1%	0%	6%	5%	6%	3%	90%	91%	89%	95%
FATA	14%	14%	18%	38%	11%	10%	6%	6%	6%	5%	3%	8%	18%	11%	12%	6%	51%	61%	62%	41%
North Balochistan	12%	4%	12%	12%	0%	12%	10%	14%	4%	23%	3%	2%	12%	12%	17%	19%	72%	50%	57%	53%
Quetta Block	0%	31%	14%	10%	11%	10%	10%	10%	0%	3%	0%	0%	9%	14%	14%	10%	81%	43%	62%	69%
Rest of Balochistan	6%	7%	9%	6%	2%	2%	6%	3%	2%	5%	5%	3%	11%	10%	10%	26%	78%	76%	70%	58%
BALUCHISTAN	5%	16%	8%	8%	4%	6%	8%	8%	2%	6%	3%	3%	11%	12%	17%	17%	78%	60%	64%	63%
PAKISTAN	1%	2%	1%	2%	1%	1%	1%	1%	1%	1%	1%	1%	7%	6%	5%	6%	89%	89%	92%	89%

* Afp.rec Data as of 03-10-2013

Key Surveillance Indicators; 2011-2013*

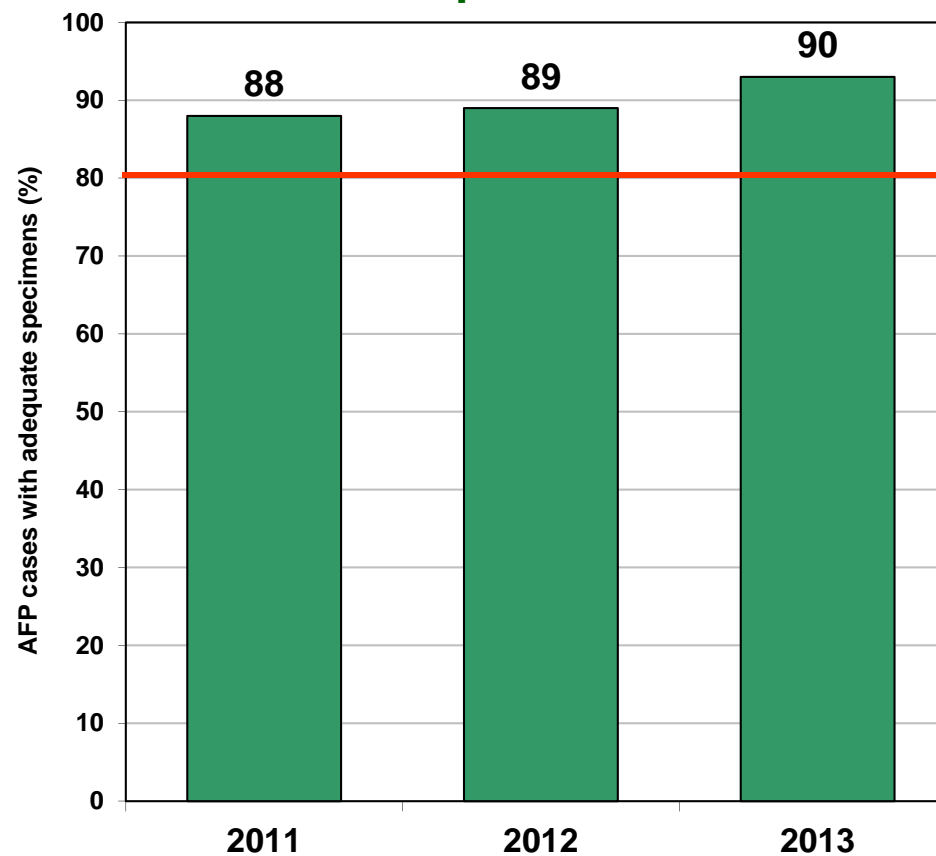
(Non polio AFP rate and % AFP cases with adequate specimens)

Graph 3



■ Non Polio AFP Rate

Graph 4



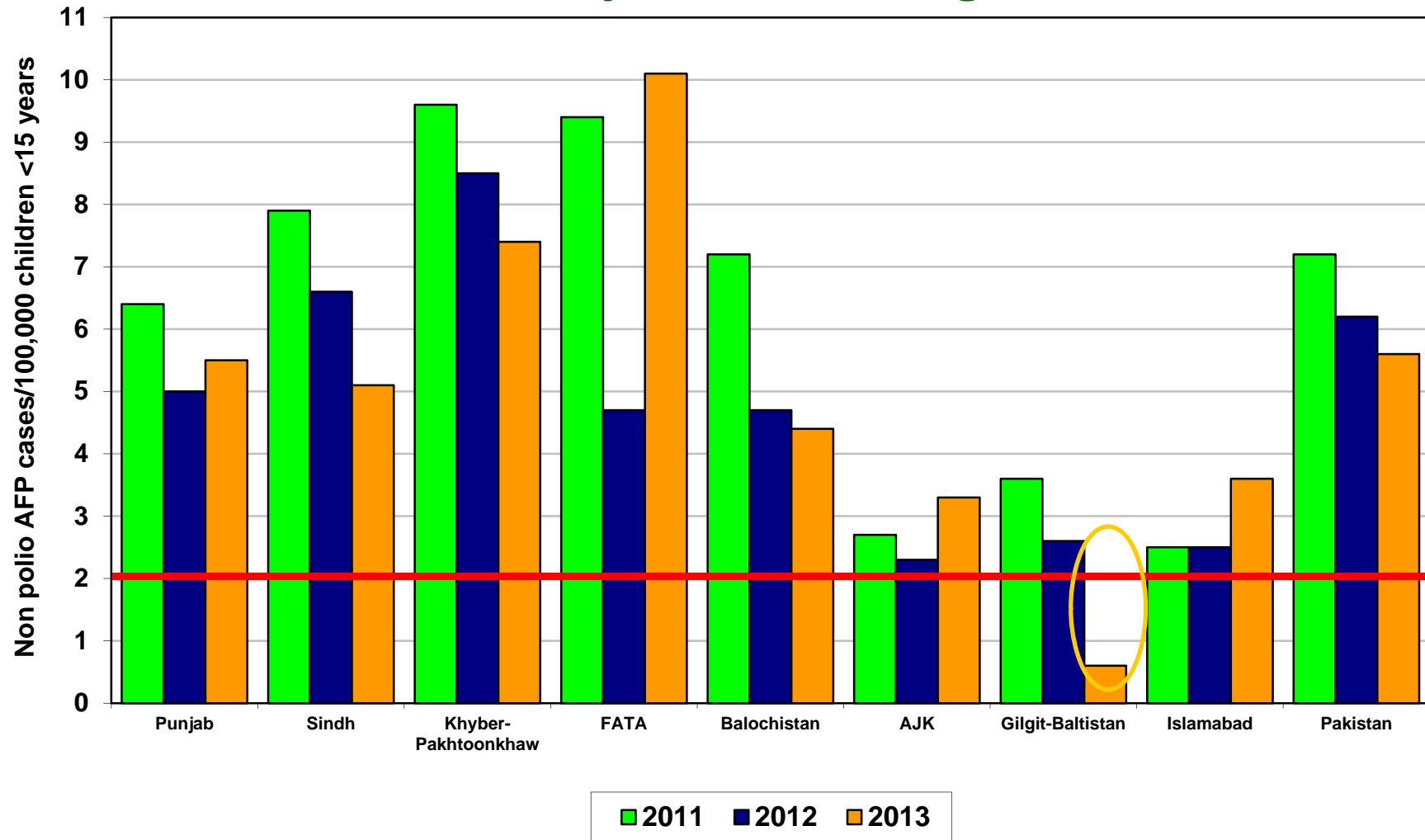
■ % AFP with Adequate Specimens

— Target

Non Polio AFP rate Up to Week No. 39 ended on 28th September, 2013

* Afp.rec Data as of 03-10-2013

Non Polio AFP Rate By Province/Regions, 2011-2013*

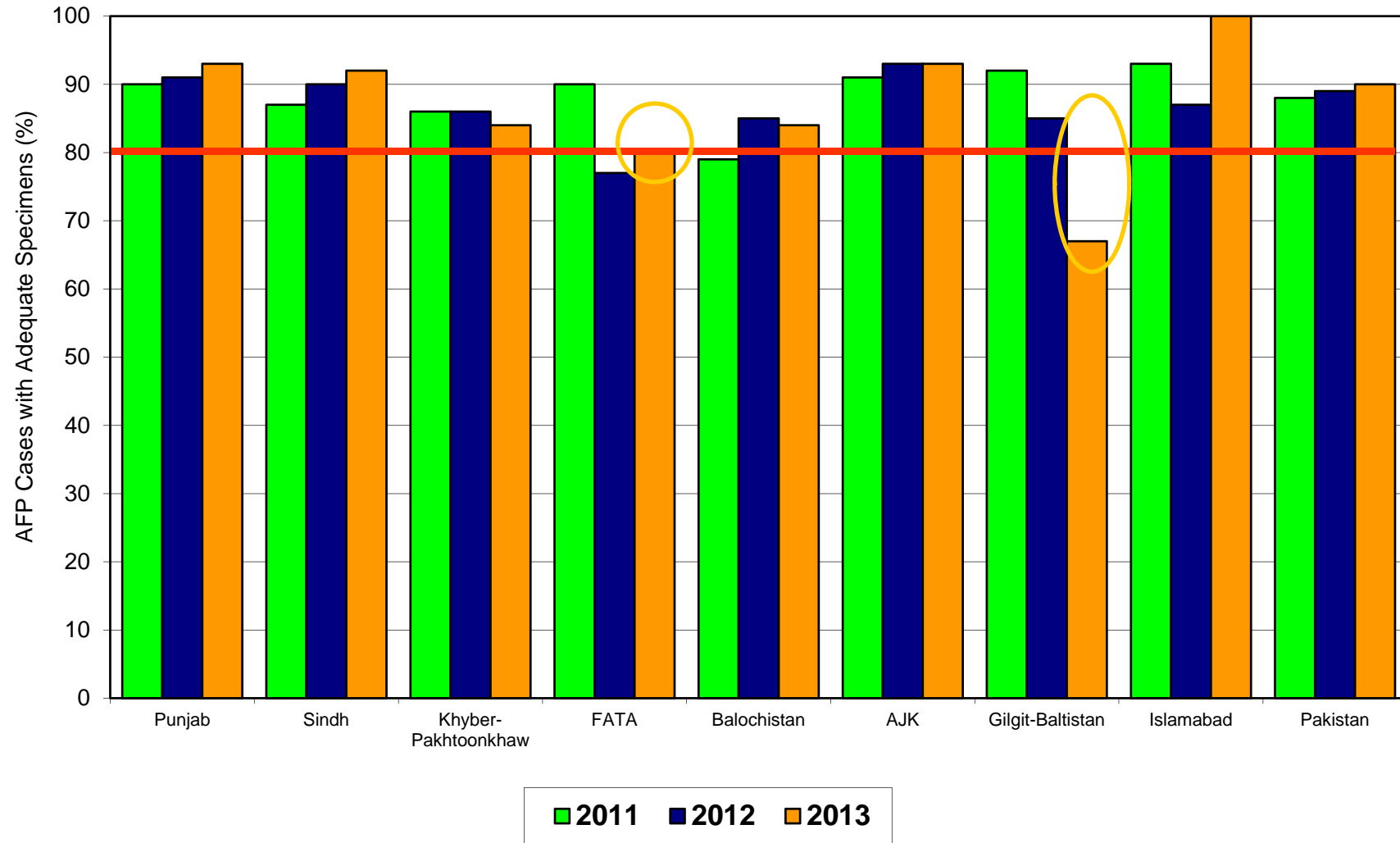


Non Polio AFP rate Up to Week No. 39 ended on 28th September, 2013

Target Non-Polio AFP Rate 2/ 100000 < 15 years of the age

* Data source AFP 03/10/2013

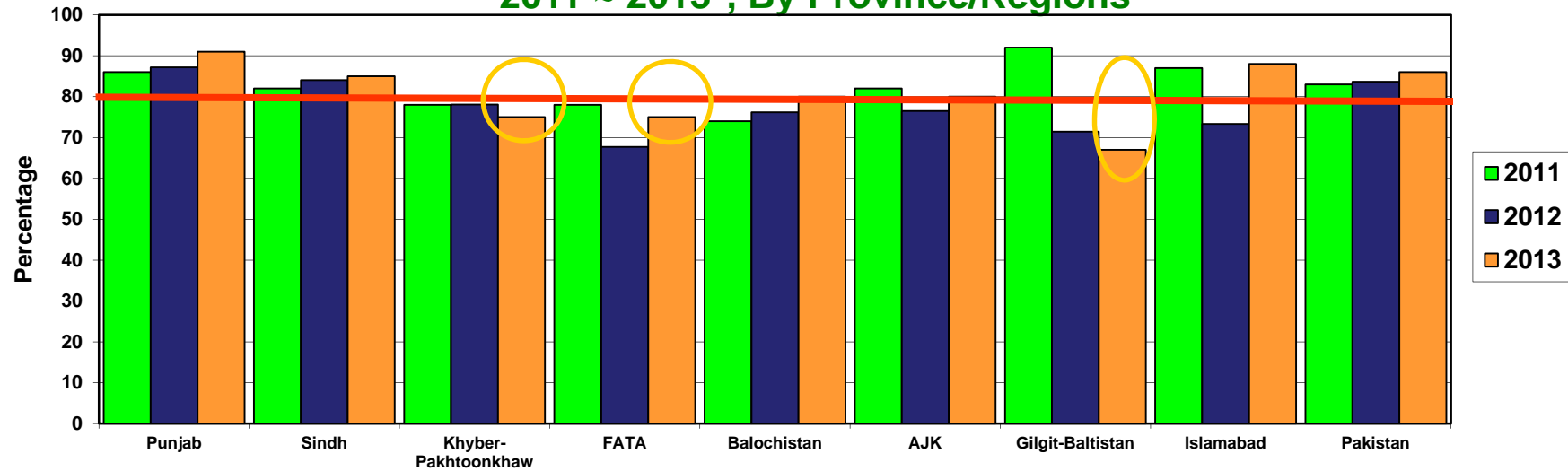
Percent AFP Cases with Adequate Specimens By Province/Regions, 2011-2013*



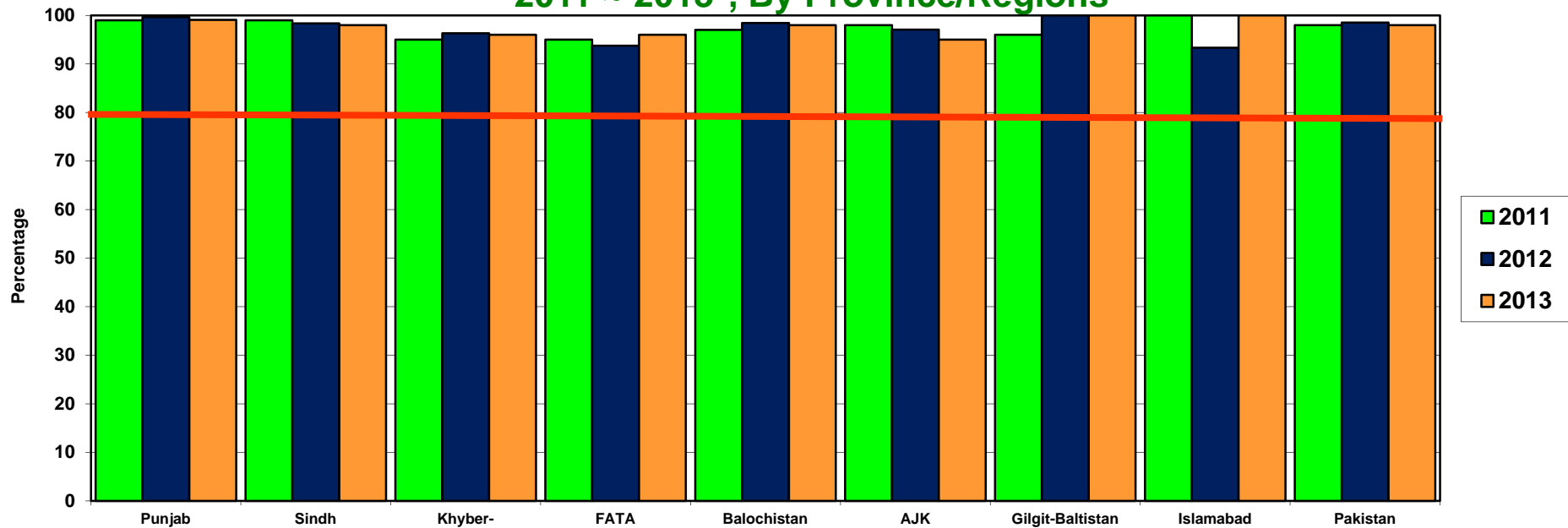
* Data source AFP 03/10/2013

Target Adequate Sample cases = 80%

**Graph 5: Percent AFP Cases Notified within 07 days of paralysis onset
2011 ~ 2013*, By Province/Regions**



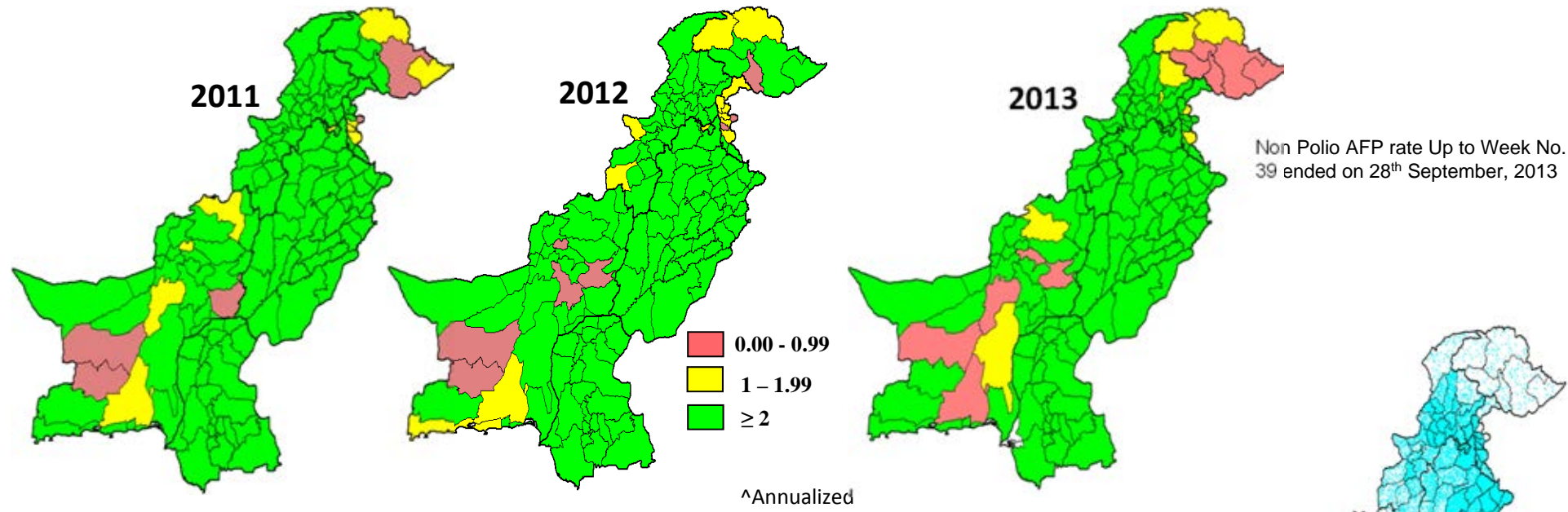
**Graph 6: Percent AFP Cases Investigated within 48 hours of notification
2011 ~ 2013*, By Province/Regions**



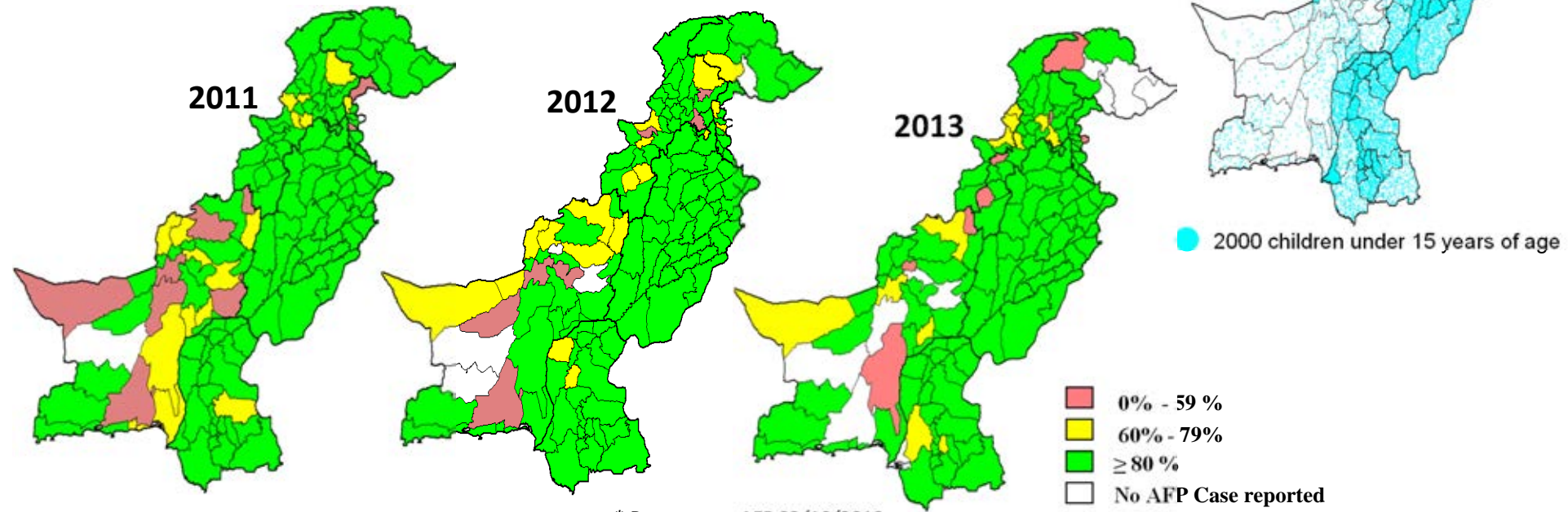
* Afp.rec Data as of 03-10-2013

— Target

Non-Polio^ AFP Rate by District



Percent AFP Cases with Adequate Specimens, by District



* Data source AFP 03/10/2013

Table 7: AFP CASES PENDING FOR CLASSIFICATION WITH DATE OF ONSET MORE THAN 90 DAYS* 2013 (1/2)

S. No	DISTRICT	TEHSIL	EPID	SEX	AGE	DONSET	DOSESE	DSTOOL1	DSTOOL2	LAB	FEVER	ASYM	PROG	FUP	PEND (DAYS)
1	KARAK	KARAK	KP/51/13/005	F	13	01-01-13	7+	15-02-13	17-02-13	EV	N	Y	Y	Y	275
2	KHYBER	LANDI KOTAL	FT/34/13/003	M	84	10-02-13	7+	25-02-13	27-02-13	NVI	Y	N	Y		235
3	KHYBER	JAMRUD	FT/34/13/004	F	16	22-01-13	7+	05-03-13	06-03-13	EV	Y	Y	Y		254
4	MARDAN	MARDAN	KP/40/13/007	M	29	17-01-13	7+	06-02-13	07-02-13	EV	Y	Y	Y	Y	259
5	PESHAWAR	PESHAWAR	KP/30/13/008	M	96	15-01-13	7+	26-02-13	27-02-13	NVI	N	N	Y	Y	261
6	SWAT	SWAT	KP/24/13/004	M	120	20-02-13	7+	Child Died Before Stool Collection			Y	N	Y	DIED	225
7	WAZIR-N	MIRAN SHAH	FT/64/13/001	M	96	08-02-13	6	13-02-13		NVI	Y	N	Y	DIED	237
8	BAHAWALPUR	HASILPUR	PB/71/13/029	F	18	27-06-13	7+	24-07-13	25-07-13	EV	Y	Y	Y	Y	98
9	BAHWLNAGAR	MINCHINABAD	PB/73/13/038	F	120	08-06-13	7+	29-06-13	01-07-13	EV	N	N	Y	Y	117
10	BAHWLNAGAR	FORTABBAS	PB/73/13/043	M	102	23-06-13	7+	Child Died Before Stool Collection			Y	N	Y	DIED	102
11	FAISALABAD	TANDLIAN WALA	PB/51/13/049	F	18	22-05-13	7+	27-06-13	28-06-13	NVI	Y	Y	UK	Y	134
12	GUJRANWALA	KHIALI SHAHPUR	PB/21/13/055	M	96	14-06-13	7+	03-07-13	05-07-13	NVI	Y	Y	Y	Y	111
13	KHANEWAL	KABIRWALA	PB/62/13/042	F	108	28-06-13	7+	07-07-13		NVI	Y	N	Y	DIED	97
14	KHANEWAL	JAHANIAN	PB/62/13/047	M	120	29-06-13	7+	29-07-13	31-07-13	NVI	Y	N	Y	Y	96
15	LODHRAN	LODHRAN	PB/64/13/034	M	95	04-07-13	7+	18-07-13	25-07-13	NVI	Y	N	Y	Y	91
16	LODHRAN	LODHRAN	PB/64/13/035	M	84	22-05-13	7+	14-07-13	15-07-13	NVI	N	N	Y	Y	134
17	MULTAN	JALALPUR PIRWALA	PB/61/13/046	M	76	18-05-13	7+	17-06-13	19-06-13	NVI	Y	Y	Y	Y	138
18	OKARA	DEPALPUR	PB/34/13/031	M	24	27-05-13	7+	07-07-13	08-07-13	EV	N	Y	Y	Y	129
19	PAKPATTEN	PAKPATTAN	PB/66/13/021	M	60	14-06-13	7+	Late Notified			Y	Y	Y	Y	111
20	RAJANPUR	RAJANPUR	PB/82/13/036	F	6	03-06-13	5	07-07-13	08-07-13	EV	Y	Y	Y	Y	122
21	RAWALPINDI	RAWALPINDI	PB/11/13/028	M	132	13-05-13	7+	03-06-13	05-06-13	NVI	N	N	Y	Y	143
22	SAHIWAL	SAHIWAL	PB/65/13/024	M	120	12-06-13	7+	22-07-13	23-07-13	NVI	Y	Y	Y	Y	113
23	SAHIWAL	CHICHAWATNI	PB/65/13/025	F	6	25-06-13	5	30-07-13	01-08-13	NVI	Y	N	Y	Y	100
24	SHEIKUPURA	FEROZEWALA	PB/33/13/030	M	144	22-05-13	7+	14-06-13	15-06-13	NVI	N	Y	Y	Y	134
25	SHEIKUPURA	MURIDKE	PB/33/13/038	M	84	03-07-13	7+	11-07-13		NVI	Y	N	Y	DIED	92
26	TTSINGH	GOJRA	PB/52/13/032	M	2	24-06-13	3	25-07-13	27-07-13	EV	Y	N	Y	Y	101
27	GHOTKI	MIRPUR MATHELO	SD/42/13/042	M	18	04-07-13	7+	25-07-13	27-07-13	EV	N	Y	Y		91
28	HYDERABAD	HYDERABAD RURAL	SD/21/13/006	M	84	01-04-13	7+	Child Died Before Stool Collection			Y	N	Y	DIED	185
29	JACOBABAD	THUL	SD/53/13/013	M	156	16-05-13	7+	11-06-13	15-06-13	NVI	Y	Y	Y	Y	140
30	JACOBABAD	THUL	SD/53/13/017	M	10	26-06-13	7+	26-07-13	27-07-13	EV	Y	Y	Y	Y	99
31	JAMSHORO	T.B.KHAN	SD/25/13/009	F	18	03-05-13	7+	25-05-13	12-06-13	NVI	N	N	Y	Y	153
32	KAMBAR	WARAH	SD/55/13/006	M	96	01-01-13	7+	Late Notified			N	Y	Y	Y	275
33	KASHMORE	KANDHKOT	SD/54/13/002	M	54	27-05-13	7+	Late Notified			N	N	Y	LOST	129
34	KHIBALDIA	BALDIA	SD/61/13/005	F	36	18-06-13	4	Late Notified			N	N	Y	DIED	107
35	KHIGADAP	GADAP	SD/63/13/010	F	42	02-06-13	7+	Child Died Before Stool Collection			Y	N	Y	DIED	123
36	KHIJAMSHEED	JAMSHEED	SD/66/13/004	F	60	01-05-13	7+	Late Notified			Y	N	Y	DIED	155
37	KHIKAMARI	KAMARI	SD/67/13/005	M	108	25-06-13	7+	07-07-13	15-07-13	NVI	Y	Y	Y	Y	100
38	KHISADDAR	SADDAR	SD/77/13/004	F	38	05-04-13	7+	10-05-13	11-05-13	NVI	N	N	Y	Y	181
39	NFEROZ	BHIRIA	SD/45/13/003	F	144	05-02-13	7+	Child Died Before Stool Collection			Y	Y	Y	DIED	240
40	NFEROZ	MORO	SD/45/13/013	F	54	10-05-13	7+	01-06-13	02-06-13	NVI	N	Y	Y	Y	146
41	SANGHAR	KHIPRO	SD/32/13/005	M	144	05-03-13	7+	Late Notified			N	N	Y	Y	212
42	T.ALLAHYAR	TANDO ALLAHYAR	SD/27/13/009	M	4	28-05-13	4	24-06-13	25-06-13	NVI	Y	Y	Y	Y	128
43	T.ALLAHYAR	J.MUREE	SD/27/13/010	M	72	13-06-13	7+	Child Died Before Stool Collection			Y	Y	Y	DIED	112
44	THATTA	THATTA	SD/22/13/032	M	72	06-06-13	7+	15-07-13	16-07-13	NVI	Y	Y	Y	Y	119

€ Based on recall of parents

* Afp.rec Data as of 03-10-2013

60 days Follow-up not done

FUP = Residual Weakness at 60 days follow up.

Table 7.1: AFP CASES PENDING FOR CLASSIFICATION WITH DATE OF ONSET MORE THAN 90 DAYS* 2013 (2/2)

S. No	DISTRICT	TEHSIL	EPID	SEX	AGE	DONSET	DOSE€	DSTOOL1	DSTOOL2	LAB	FEVER	ASTM	PROG	FUP	PEND (DAYS)
45	BANNU	BANNU	KP/61/13/010	M	53	30-04-13	7+	Late Notified			Y	N	N	Y	156
46	BUNIR	DAGGAR	KP/22/13/008	M	35	12-03-13	7+	01-04-13	02-04-13	NVI	Y	Y	Y	Y	205
47	BUNIR	DAGGAR	KP/22/13/007	M	132	28-02-13	7+	30-03-13	31-03-13	NVI	N	N	Y	Y	217
48	BUNIR	DAGGAR	KP/22/13/015	M	72	01-01-13	7+	Late Notified			Y	Y	Y	Y	275
49	DIKHAN	KULACHI	KP/60/13/013	F	18	22-04-13	5	16-06-13	17-06-13	VACC	N	Y	Y	Y	164
50	DIKHAN	DIKHAN	KP/60/13/014	M	54	17-06-13	7+	20-06-13		NVI	Y	Y	Y	DIED	108
51	DIRLOWER	SAMAR BAGH	KP/23/13/015	F	13	30-01-13	7+	Late Notified			Y	Y	Y	Y	246
52	HANGU	HANGU	KP/54/13/005	M	12	21-06-13	7+	08-07-13	09-07-13	EV	Y	Y	Y		104
53	HANGU	HANGU	KP/54/13/004	F	30	05-06-13	7+	05-07-13	06-07-13	EV	Y	N	Y	Y	120
54	HANGU	HANGU	KP/54/13/008	M	36	03-07-13	7+	24-07-13		EV	Y	N	Y		92
55	HARIPUR	HARIPUR	KP/12/13/005	M	66	18-01-13	7+	19-02-13	20-02-13	EV	N	N	Y	Y	258
56	HARIPUR	HARIPUR	KP/12/13/012	F	20	18-04-13	7+	19-05-13	20-05-13	EV	Y	Y	Y	Y	168
57	HARIPUR	HARIPUR	KP/12/13/019	F	20	28-06-13	7+	18-08-13	19-08-13		Y	Y	Y		97
58	KOHAT	LACHI	KP/50/13/012	M	96	28-05-13	7+	26-06-13	27-06-13	NVI	N	N	Y	Y	128
59	KOHAT	LACHI	KP/50/13/015	M	21	15-05-13	7+	Late Notified			Y	Y	Y		141
60	LAKKIMRWT	LAKKIMRWT	KP/62/13/018	M	26	22-05-13	7+	21-06-13	22-06-13		N	Y	Y	Y	134
61	MANSEHRA	MANSEHRA	KP/14/13/005	M	168	17-03-13	7+	Child Died Before Stool Collection			N	N	Y	DIED	200
62	MANSEHRA	MANSEHRA	KP/14/13/010	F	9	01-06-13	6	17-06-13	19-06-13	NVI	Y	N	Y	DIED	124
63	MARDAN	TAKHT BHAI	KP/40/13/034	M	5	10-03-13	6	Late Notified			N	Y	UK	Y	207
64	MARDAN	MARDAN	KP/40/13/046	F	24	15-06-13	7+	05-07-13	06-07-13	EV	Y	Y	Y	Y	110
65	MARDAN	MARDAN	KP/40/13/073	M	23	15-06-13	7+	Late Notified			UK	Y	UK	Y	110
66	NOWSHERA	NOWSHERA	KP/32/13/012	F	108	15-03-13	7+	Child Died Before Stool Collection			Y	N	Y	DIED	202
67	PESHAWAR	PESHAWAR	KP/30/13/022	F	22	06-02-13	7+	Late Notified			N	N	N	Y	239
68	PESHAWAR	PESHAWAR	KP/30/13/026	M	24	17-04-13	0	17-05-13	19-05-13	EV	Y	Y	Y	Y	169
69	PESHAWAR	PESHAWAR	KP/30/13/039	F	54	03-05-13	7+	14-06-13	15-06-13	EV	Y	Y	Y	Y	153
70	PESHAWAR	PESHAWAR	KP/30/13/047	M	9	23-06-13	7+	08-07-13	09-07-13	NVI	Y	Y	Y		102
71	PESHAWAR	PESHAWAR	KP/30/13/043	F	66	16-06-13	7+	07-07-13	08-07-13	NVI	Y	Y	Y	Y	109
72	SHANGLA	MARTOONG	KP/26/13/001	M	72	08-01-13	7+	Late Notified			Y	Y	Y	LOST	268
73	SHANGLA	CHAKISAR	KP/26/13/008	F	36	01-06-13	7+	27-06-13	31-07-13	NVI	Y	Y	Y	Y	124
74	SWAT	SWAT	KP/24/13/006	F	132	02-04-13	7+	10-04-13		NVI	N	N	Y	DIED	184
75	SWAT	SWAT	KP/24/13/009	M	16	19-04-13	7+	14-05-13	15-05-13	NVI	Y	N	N	Y	167
76	TANK	TANK	KP/63/13/005	M	42	25-02-13	7+	27-04-13	28-04-13	NVI	Y	N	UK	Y	220
77	QUETTA	QUETTA CITY	BN/11/13/006	F	9	12-04-13	7+	27-05-13	28-05-13	NVI	N	Y	Y	Y	174
78	BAJOUR	MAMUND	FT/33/13/007	M	45	02-01-13	7+	Late Notified			N	Y	Y	Y	274
79	KHYBER	LANDI KOTAL	FT/34/13/005	M	132	09-03-13	7+	12-03-13		EV	N	N	Y		208
80	KHYBER	JAMRUD	FT/34/13/002	F	24	18-01-13	7+	21-02-13	23-02-13	NVI	N	Y	Y		258
81	KHYBER	JAMRUD	FT/34/13/017	M	14	08-06-13	0	16-06-13		NVI	Y	Y	Y		117
82	KHYBER	BARA	FT/34/13/016	F	10	06-06-13	0	21-06-13	23-06-13	NVI	Y	Y	Y		119
83	KHYBER	BARA	FT/34/13/018	M	12	11-06-13	0	01-07-13	02-07-13	EV	Y	Y	Y		114
84	MOHMAND	PINDIALI	FT/35/13/006	F	17	05-05-13	7+	17-06-13	18-06-13	NVI	Y	Y	Y		151
85	MOHMAND	UPPER MOHMAND	FT/35/13/003	F	18	18-04-13	7+	07-05-13	08-05-13	NVI	Y	Y	Y		168
86	MOHMAND	PINDIALI	FT/35/13/002	M	24	13-03-13	7+	28-03-13	29-03-13	VACC	UK	Y	Y		204
87	MOHMAND	UPPER MOHMAND	FT/35/13/008	M	26	08-05-13	7+	22-06-13	23-06-13		Y	Y	Y		148
88	WAZIR-N	MIRAN SHAH	FT/64/13/007	M	48	25-04-13	5	10-05-13	12-05-13	NVI	Y	N	Y	Y	161
89	WAZIR-N	MIR ALI	FT/64/13/042	M	7	03-07-13	0	29-08-13	30-08-13	EV	Y	N	Y		92

€ Based on recall of parents

* Afp.rec Data as of 03-10-2013

60 days Follow-up not done

FUP = Residual Weakness at 60 days follow up.