



**World Health
Organization**

Weekly AFP Surveillance Update Pakistan

Week 37 (*Ended on 14th September, 2013*)

AFP Surveillance



National Surveillance Cell Federal EPI

World Health Organization Country Office,
Chak Shahzad, Park Road,
Islamabad, Pakistan

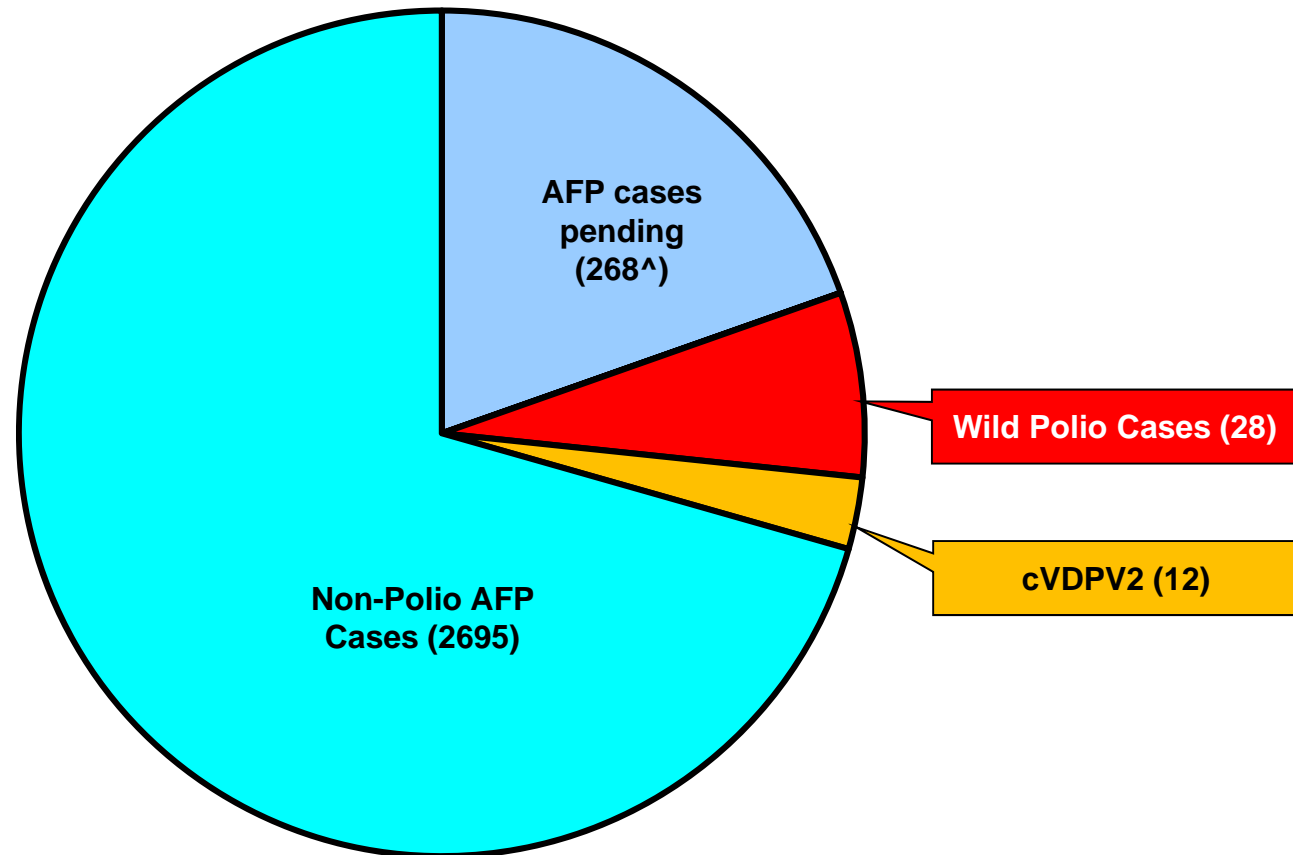
Tel: +92-51 9255123 / 9255282 /9255184

Fax: +92-51 9255274

Email: epidata@pak.emro.who.int

Web site: www.whopak.org

AFP Case Profile, 2013*



Total AFP Cases Reported = 3003

[^]78 Inadequate cases pending classification by ERC;
[^]71 Inadequate cases not due for FUP
[^]119 Pending in the Lab

Point in Time Comparison of polio cases by province/region 2012[§] & 2013*

Region/ Province	No. of polio cases		No. of infected districts/towns		Last polio case
	2012	2013	2012	2013	
Khyber Pakhtunkhwa	17	6	12	5	19-Aug-13
FATA / FR Areas	15	17	4	3	11-Aug-13
Sindh	4	3	4	3	09-July-13
Balochistan	3	-	1	-	02-Oct-12
Punjab	2	2	2	2	26-May-13
Gilgit-Baltistan	1	-	1	-	06-Aug-12
Pakistan	42	28	24	13	19-Aug-13

Five additional districts/town declared infected based on environmental samples in 2013

Total polio cases of 2012 are 58

* Afp.rec Data as of 12-09-2013

§Based on date of onset

Table 1: List of Confirmed Polio Cases, Pakistan 2013* (1/2)

S.NO.	PROVINCE/ REGION	DISTRICT	TEHSIL	EPID NO.	SEX	AGE (m)	DATE ONSET OF PARALYSIS	NO. OPV DOSES (based on parents recall)		FEVER	Asymmetric Paralysis	Rapid Progression	REFUSAL	WPV TYPE	GENETICS
								Route	SIAs						Cluster
1	SINDH	BIN QASIM	BIN QASIM	SD/62/13/001	M	24	14-Jan-13	0	0	N	Y	Y	Y	NSL1	R4
2	KP	BANNU	BANNU	NW/61/13/002	M	13	26-Jan-13	0	0	Y	N	Y	Y	NSL1	R4
3	KP	MALAKAND	DARGAI	NW/20/13/006	F	3	08-Feb-13	2	2	Y	N	Y	N	NSL1	R4
4	KP	MARDAN	MARDAN	NW/40/13/009	M	30	12-Feb-13	3	7+	Y	N	Y	N	NSL1	R4
5	PUNJAB	MIWANWALI	ISAKHEL	PB/43/13/005	F	36	07-Feb-13	3	7+	Y	N	Y	N	NSL1	R4
6	SINDH	DADU	MEHAR	SD/24/13/006	F	15	22-Mar-13	0	2	Y	N	Y	N	NSL1	R2
7	KP	MARDAN	MARDAN	NW/40/13/026	M	8	22-Apr-13	0	0	Y	Y	Y	Y	NSL1	R4
8	FATA	KHYBER\$	BARA	FT/34/13/008	M	10	24-Apr-13	2	4	Y	Y	N	N	NSL1	R4
9	FATA	FR BANNU	FR BANNU	FT/69/13/001	M	16	3-May-13	0	3	Y	Y	Y	Y	NSL1	R4
10	FATA	KHYBER\$	BARA	FT/34/13/010	M	8	10-May-13	0	0	Y	Y	Y	N	NSL1	R4
11	FATA	KHYBER\$	BARA	FT/34/13/011	M	23	14-May-13	0	2	Y	Y	Y	N	NSL1	R4
12	FATA	KHYBER\$	BARA	FT/34/13/012	M	4	16-May-13	0	0	Y	N	Y	N	NSL1	R4
13	FATA	KHYBER\$	BARA	FT/34/13/013	M	24	11-May-13	2	3	Y	N	Y	N	NSL1	R4
14	FATA	FR BANNU	FR BANNU	FT/69/13/002	F	22	19-May-13	0	7+	Y	N	Y	N	NSL1	R4
15	FATA	KHYBER\$	BARA	FT/34/13/014	M	30	20-May-13	0	0	Y	N	Y	N	NSL1	R4
16	PUNJAB	MBDIN	MALIKWAL	PB/24/13/013	F	96	26-May-13	3	7+	Y	Y	Y	N	NSL1	R4
17	FATA	KHYBER\$	BARA	FT/34/13/015	M	15	06-June-13	0	0	Y	Y	Y	N	NSL1	R4
18	FATA	WAZIR-N\$	MIR ALI	FT/64/13/010	M	9	24-May-13	0	0	Y	Y	Y	N	NSL1	R4
19	FATA	WAZIR-N\$	MIR ALI	FT/64/13/014	F	11	15-June-13	0	0	Y	Y	Y	N	NSL1	R4
20	FATA	KHYBER\$	BARA	FT/34/13/019	F	12	23-June-13	0	0	Y	N	Y	N	NSL1	R4
21	KP	PESHAWAR	PESHAWAR	KP/30/13/042	M	12	30-June-13	0	0	Y	N	Y	Y	NSL1	R4
22	FATA	KHYBER\$	BARA	FT/34/13/020	F	12	03-July-13	0	0	N	N	Y	N	NSL1	

\$ Security compromised area

* Afp.rec Data as of 12-09-2013

Table 1.1: List of Confirmed Polio Cases, Pakistan 2013* (2/2)

S.NO.	PROVINCE/ REGION	DISTRICT	TEHSIL	EPID NO.	SEX	AGE (m)	DATE ONSET OF PARALYSIS	NO. OPV DOSES (based on parents recall)		FEVER	Asymmetric Paralysis	Rapid Progression	REFUSAL	WPV TYPE	GENETICS
								Routi ne	SIA's						Cluster
23	SINDH	KHIGADDAP	GADDAP	SD/63/13/015	F	12	09-July-13	3	6	Y	Y	Y	N	NSL1	
24	FATA	WAZIR-N\$	MIR AN SHAH	FT/64/13/018	F	18	13-July-13	0	0	Y	Y	Y	N	NSL1	
25	FATA	FR BANNU	FR BANNU	FT/69/13/006	M	18	27-July-13	0	7+	Y	N	Y	N	NSL1	
26	FATA	WAZIR-N\$	MIR ALI	FT/64/13/032	F	21	05-Aug-13	0	0	Y	Y	Y	N	NSL1	
27	FATA	WAZIR-N\$	RAZMAK	FT/64/13/033	M	11	11-Aug-13	0	0	Y	Y	Y	N	NSL1	
28	KP	KOHAT	KOHAT	KP/50/13/017	F	10	19-Aug-13	0	5	Y	Y	Y	N	NSL1	

Table 2: LAB Update 2013*

Month of Onset	AFP Cases	No virus isolated	Cases Under Process		Isolated Viruses from stools						
			Culture	ITD	Vaccine viruses		NPEV		Wild	Results within 14 days	
			n	n	n	%	n	%	n	n	%
January	333	275	0	0	19	6	37	11%	2	333	100%
February	330	285	0	0	16	5	26	8%	3	330	100%
March	308	248	0	0	7	2	52	17%	1	308	100%
April	352	244	0	0	22	6	84	24%	2	352	100%
May	419	304	0	0	15	4	91	22%	9	419	100%
June	469	326	0	0	21	4	118	25%	4	469	100%
July	389	236	6	7	13	3	135	35%	4	388	100%
August	428	243	34	12	16	4	120	28%	3	382	89%
September	64	2	59	2	0	0	1	2%	0	3	5%
Pakistan	3092	2163	99	21	129	4	664	21%	28	2984	97%

* Data as of 12-09-2013

Table 3: Urgent / ITD Pending Cases (1/3)

S. #	Basic information								OPV doses				Urgent		Prov Diagnosis	Lab update			Remarks	
	District	Tehsil	Union council	Epid number	Date of Onset	Age (M)	Sex	Date of 1st stool	Stool Adeq	Ri	SIA _s	Last 6 SIA _s	Last dose	By Field		By NSC _x	Lab No.	Days Inoc		Culture update
Isolates pending for ITSD																				
1	CHAGHAI*	DALBANDIN	PADAG	BN/13/13/002-C3		12	M	07-Sep-13	-	-	-	-	-	-	-	3921		L20B+		
2	FR DIKHAN	FR DIKHAN	MORGA2	FT/68/13/001		36	M	31-Aug-13	Y	#	#		20-Aug-13	N	N	#	3781	P1	Discordant U	
3	KHYBER	BARA	MILWARD	FT/34/13/023	14-Aug-13	24	M	16-Aug-13	N	0	0	0		Y	Y	SUSPECTED POLIO	3466	2	P2	Discordant U
4	WAZIR-N	MIR ALI	HAIDER KHEL	FT/64/13/020	20-Jul-13	6	M	25-Jul-13	Y	0	0	0		Y	Y	POLIO / INI NEURITIS	3145	1	P2	Discordant U
5	WAZIR-N	MIR ALI	SAIDGAI	FT/64/13/021	22-Jul-13	12	M	26-Jul-13	Y	3	0	0		N	Y	GBS	3179	7	P2	Discordant U
6	WAZIR-N	RAZMAK	DOSALI	FT/64/13/022	24-Jul-13	24	M	01-Aug-13	Y	0	6	0	23-Apr-12	N	N	GBS	3257	14	P2	Discordant U
7	WAZIR-N	MIR ALI	KHUSHALI	FT/64/13/023	31-Jul-13	12	M	03-Aug-13	Y	0	0	0		Y	Y	POLIO / GBS	3302	7	P2	Discordant U
8	WAZIR-N	MIR ALI	TAPPI	FT/64/13/025	09-Aug-13	10	F	14-Aug-13	Y	0	0	0		Y	Y	GBS	3404	3	P2	Discordant U
9	WAZIR-N	SPINWAM	MOBALI	FT/64/13/029	05-Aug-13	12	M	18-Aug-13	Y	0	0	0		Y	Y	Polio/Injection Neuritis/GBS	3465	2	P2	Discordant U
10	WAZIR-N	MIRAN SHAH	DARPA KHEL	FT/64/13/031	12-Aug-13	11	F	16-Aug-13	Y	0	0	0		Y	Y	SUSPECTED POLIO / GBS	3813	7	P2	Discordant U
11	WAZIR-N	MIRAN SHAH	SPULGA	FT/64/13/036	19-Aug-13	8	F	22-Aug-13	Y	0	0	0		Y	Y	GBL/POLIO	3587	7	P2	Discordant U
12	WAZIR-N	MIR ALI	IDEK	FT/64/13/037	21-Aug-13	8	F	24-Aug-13	Y	0	0	0		Y	Y	GBS/POLIO	3589	2	P2	Discordant U
13	WAZIR-N	MIR ALI	SHERATALLA	FT/64/13/038	19-Aug-13	18	M	19-Aug-13	Y	0	0	0		Y	Y	INJECTION NEURITIS/POLIO	3647	5	P2	Discordant U
14	WAZIR-N	MIR ALI	SHERATALLA	FT/64/13/039	18-Aug-13	12	F	26-Aug-13	Y	0	0	0		Y	Y	POLIO / INJECTION NEURITIS	3682	4	P2	Discordant U
15	WAZIR-N	MIRAN SHAH	SMALL KHEL	FT/64/13/041	26-Aug-13	8	M	27-Aug-13	Y	0	0	0		Y	Y	POLIO	3706	5	P2	Discordant U
16	WAZIR-N	MIR ALI	KHUSHALI	FT/64/13/042	03-Jul-13	7	M	29-Aug-13	N	0	0	0		Y	Y	POLIO/NEURITIS/GBS	3754	1	SL1,3	Waiting rRTPCR for VDPV
17	WAZIR-N	RAZMAK	MUSSAKI	FT/64/13/044	24-Aug-13	8	M	30-Aug-13	Y	0	0	0		Y	Y	POLIO/GBS/HYPOKALE MIA	3795	6	SL1	Waiting rRTPCR for VDPV screening
18	WAZIR-N	RAZMAK	PARYAT	FT/64/13/045	31-Aug-13	24	M	03-Sep-13	Y	2	5	0	01-Apr-13	N	Y	TRAUMA	3857	5	SL1	Waiting rRTPCR for VDPV screening
19	WAZIR-N*	MIRAN SHAH	SPULGA	FT/64/13/051	05-Sep-13	9	F	07-Sep-13	Y	0	0	0		Y	Y	POLIO	3936	5	L20B+	

* New #Data not available Y NSC Criteria = Fever , Rapid Progress, Age < 48 months and OPV Doses <7 UP = Under process
Urgent (Field/NSC) / Inadequate specimens / Age 12-35 months / Zero OPV dose UPending for genomic sequencing

* Data as of 16-09-2013

Table 3: Urgent / ITD Pending Cases (2/3)

Basic information										OPV doses				Urgent		Prov	Lab update			Remarks
S. #	District	Tehsil	Union council	Epid number	Date of Onset	Age (M)	Sex	Date of 1st stool	Stool Adeq	Ri	SIAs	Last 6 SIAs	Last dose	By Field	By NSC*	Diagnosis	Lab No.	Days Inoc	Culture update	
20	PESHAWAR	PESHAWAR		KP/30/13/067	02-Sep-13	24	M	05-Sep-13	Y	#	#			N	#	#	3897	4	L20B+	
21	DGKHAN	TAUNSA	SOKAR	PB/81/13/082	27-Aug-13	45	M	04-Sep-13	Y	2	7+	6	26-Aug-13	N		TRAUMATIC NEURITIS	3908	4	L20B+	
22	GHOTKI	GHOTKI	BANDH	SD/42/13/041	20-Jul-13	18	M	23-Jul-13	Y	3	7+	6	17-Jun-13	N	N	HEMIPLEGIA/CVA	3127	7	P1	Discordant O
23	KHIBALDIA	BALDIA	4	SD/61/13/007-C2		36	F	02-Sep-13	-	-	-			N	-	-	3866	6	L20B+	
24	KHIGADAP	GADAP	4	SD/63/13/011	03-Jul-13	24	F	19-Jul-13	N	3	5	3	02-May-13	N	N	GBS	3053	5	P2	Discordant O
Reported urgent (by field / NSC* criteria)																				
25	CHAGHAI	DALBANDIN	PADAG	BN/13/13/002	21-Aug-13	14	F		N	2	4	4	20-Aug-13	N	Y	HEMIPLEGIA/MENINGITIS				Index case (BN/13/13/002-C3), stool not collected
26	ZHOB	ZHOB	MENA BAZAR	BN/21/13/008	29-Aug-13	6	M	03-Sep-13	Y	2	2	2	22-Aug-13	N	Y	MONOPLÉGIA	3910		UP	
27	FR BANNU	FR BANNU	BAKA KHEL	FT/69/13/008	29-Aug-13	12	M	06-Sep-13	Y	1	1	1	01-May-13	Y	Y	POLIO/INJECTION NEURITIS	3940	5	UP	
28	FR BANNU	FR BANNU	JANI KHEL	FT/69/13/009	07-Sep-13	6	M	08-Sep-13	Y	0	0	0		Y	Y	POLIO/GBS	3956	4	UP	
29	FR BANNU*	FR BANNU	HINDI KHEL	FT/69/13/010	08-Sep-13	9	M		#	0	0	0		Y	Y	POLIOMYELITIS/TODDS PARALYSIS				Specimen collection under process
30	KHYBER	TIRAH	ZAKAKHEL	FT/34/13/028	30-Aug-13	18	M	08-Sep-13	Y	0	0	0		Y	Y	POLIO/GBS				INACCESSIBLE SINCE SEP. 09 (SPECIMEN NOT YET RECEIVED IN LAB)
31	WAZIR-N	MIR ALI	ALI KHEL	FT/64/13/043	23-Aug-13	11	F	02-Sep-13	Y	2	4	0		Y	Y	POLIOMYELITIS/GBS/MENINGITIS	3809	12	UP	
32	WAZIR-N	MIRAN SHAH	MADA KHEL	FT/64/13/046	29-Aug-13	15	F	03-Sep-13	Y	0	0	0		Y	Y	POLIO/INJECTION NEURITIS	3861	9	UP	
33	WAZIR-N	MIR ALI	KHUSHALI	FT/64/13/047	01-Sep-13	16	F	05-Sep-13	Y	0	1	0	01-May-12	Y	Y	POLIO/GBS	3891	7	UP	
34	WAZIR-N	MIR ALI	KHUSHALI	FT/64/13/048		12	M	07-Sep-13	Y	0	0	0		Y	Y	POLIOMYELITIS/GBS	3947	5	UP	
35	WAZIR-N	MIRAN SHAH	HAMZONI-2	FT/64/13/049	06-Sep-13	13	F	07-Sep-13	Y	0	0	0		Y	Y	POLIO/INJECTION NEURITIS	3937	6	UP	
36	WAZIR-N	MIR ALI	ALI KHEL	FT/64/13/050	01-Sep-13	13	F	07-Sep-13	Y	0	0	0		Y	Y	POLIO	3938	6	UP	
37	WAZIR-N	RAZMAK	MUSSAKI	FT/64/13/053	06-Sep-13	17	F	10-Sep-13	Y	0	0	0		Y	Y	POLIO/GBS	3975	4	UP	
38	WAZIR-N*	MIR ALI	KHUSHALI	KP/64/13/047	01-Sep-13	16	F	05-Sep-13	Y	0	1	1	01-May-13	Y	Y	POLIO/GBS	3891	7	UP	

* New

#Data not available

Y NSC Criteria = Fever, Rapid Progress, Age < 48 months and OPV Doses < 7

UP = Under process

* Data as of 16-09-2013

Urgent (Field/NSC) / Inadequate specimens / Age 12-35 months / Zero OPV dose

QPending for genomic sequencing

Table 3.1: Urgent / ITD Pending Cases (3/3)

S. #	Basic information									OPV doses				Urgent		Prov Diagnosis	Lab update			Remarks
	District	Tehsil	Union council	Epid number	Date of Onset	Age (M)	Sex	Date of 1st stool	Stool Adeq	RI	SIAs	Last 6 SIAs	Last dose	By Field	By NSC*		Lab No.	Days Inoc	Culture update	
39	WAZIR-N*	MIRAN SHAH	SPULGA	KP/64/13/052	08-Sep-13	14	M		Y	3	3	1	16-Aug-13	Y	Y				Specimen collection under process	
40	WAZIR-N*	MIR ALI	SHAMERI	KP/64/13/056	10-Sep-13	10	M		#	3	0	0		Y	Y				Specimen collection under process	
41	WAZIR-N*	MIRAN SHAH	TAPPI	KP/64/13/057	07-Sep-13	15	M		#	0	2	0		Y	Y				Specimen collection under process	
42	BANNU	BANNU	HAVEED	KP/61/13/015	01-Sep-13	8	F	03-Sep-13	Y	0	0	0		Y	Y		3845	10	UP	CASE IS FROM LAKKI, REVISION OF EPID IS IN PROCESS
43	PESHAWAR*	PESHAWAR	SUREZAI PAYAN	KP/30/13/068	31-Aug-13	6	M	09-Sep-13	N	0	0	0		Y	Y		3971	4	UP	REFUSAL
44	FAISALABAD	FAISALABAD SADAR	144	PB/51/13/066	17-Aug-13	3	M	01-Sep-13	N	1	2	2	26-Aug-13	N	Y		3868	9	UP	
45	MULTAN	JALALPUR PIRWALA	JAHAN PUR	PB/61/13/073	01-Aug-13	4	M	06-Sep-13	N	3	3	3	11-Jun-13	N	Y		3914		UP	
46	SIALKOT	DASKA	MUNDEKI	PB/25/13/039	01-Sep-13	14	F	03-Sep-13	Y	3	3	3	27-Aug-13	N	Y		3847	10	UP	
47	DADU*	JOHI	SAWRO	SD/24/13/019	02-Sep-13	15	F	07-Sep-13	Y	0	6	6	01-Aug-13	N	Y		3960	4	UP	
48	KHIBALDIA	BALDIA	4	SD/61/13/007	15-Jul-13	18	M	01-Sep-13	N	3	7+	5	02-Jul-13	N	N		3864	9	UP	Index case (SD/61/13/007-C2)
49	KHILAYARI	#	#	SD/71/13/006	26-Aug-13	45	M	02-Sep-13	#	#	#	#	18-Aug-13	Y	#		3843	10	UP	
50	KHISITE	SITE	9	SD/78/13/010	25-Aug-13	18	M	29-Aug-13	Y	3	5	4	16-Apr-13	Y	N		3789		UP	

* New #Data not available Y NSC Criteria = Fever, Rapid Progress, Age < 48 months and OPV Doses <7 UP = Under process
 Urgent (Field/NSC) / Inadequate specimens / Age 12-35 months / Zero OPV dose OPending for genomic sequencing

Summary of Laboratory data for Environmental Surveillance- Pakistan (Jan 2011 to date)

Report for Epidemiological week= 37 (08 Sep - 14 Sep, 2013)



- Wild poliovirus type 1 (WPV1)
- Wild poliovirus type 3 (WPV3)
- ■ Mixture WPV1 & WPV3
- No WPV Isolated
- Under process
- Scheduled sampling, sample not collected
- No sampling scheduled
- Mixture WPV1 & VDPV type 2

SUMMARY

Total Sites = 23

Total Samples Collected (2011-2012-2013) = 635

Total Samples with results available = 615

Total samples positive for Wild PV (2011-2012-2013) = **254** (136+88+30) (WPV1= 254)

Samples Positive for VDPV = 1 (Type 2 VDPV from KHI-Gadaap)

Comparison environmental sampling results 2012-13*

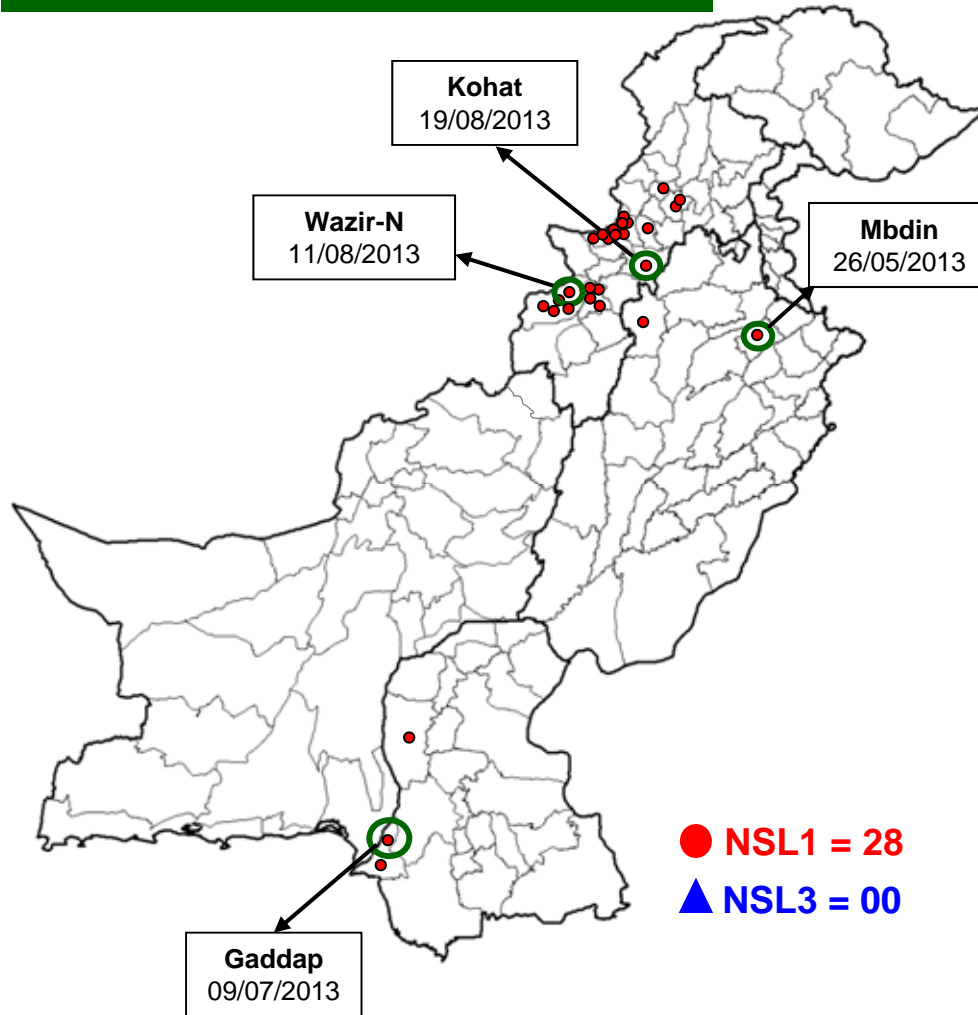
DISTRICT	2012			2013			Last isolate
	TOTAL	WILD		TOTAL	WILD		
	n	n	%	n	n	%	
LAHORE	24	16	67%	40	0	0%	20-Nov-12
MULTAN	24	4	17%	24	0	0%	18-Jun-12
RAWALPINDI	8	5	63%	8	2	25%	25-Jul-13
FAISALABAD	Sampling started from week 36			24	1	4%	03-Jan-13
KHIGIQBAL	16	2	13%	16	1	6%	22-Jul-13
KHIGADAP	24	11	46%	30	6	20%	13-Aug-13
KHIBALDIA	8	0	0%	8	0	0%	10-Jul-12
SUKKUR	9	6	67%	16	0	0%	05-Sep-12
HYDERABAD	2	2	100%	8	7	88%	12-Aug-13
PESHAWAR	16	12	75%	16	12	75%	07-Aug-13
QUETTA	16	2	13%	23	1	4%	20-Feb-13
PAKISTAN	147	60	41%	213	30	14%	13-Aug-13

*Comparison of samples up to 1st September, for both years with available results

Data source Polio RRL

Map1: Distribution of Wild Polio cases Pakistan 2013*

Districts/ Towns with Wild Polio cases = 13



● NSL1 = 28

▲ NSL3 = 00

Province/ Country	Date of Last Case		Number of cases 2013	
	P1	P3	P1	P3
PUNJAB	May, 2013	Jun, 2010	2	-
SINDH	July, 2013	Jan, 2010	3	-
KHYBER- PAKHTUNKHWA	Aug, 2013	Oct, 2010	6	-
FATA	Aug, 2013	Apr, 2012	17	-
BALUCHISTAN	Oct, 2012	Apr, 2010	-	-
AJK	-	Jun, 2000	-	-
GILGIT-BALTISTAN	Aug, 2012	-	-	-
ISLAMABAD	Sep, 2008	Sep, 2008	-	-
PAKISTAN	Aug, 2013	Apr, 2012	28	-

○ District with last polio case in province

Cases randomly placed
in districts

— Provincial Boundary
— Districts Boundary

* Afp.rec Data as of 12-09-2013

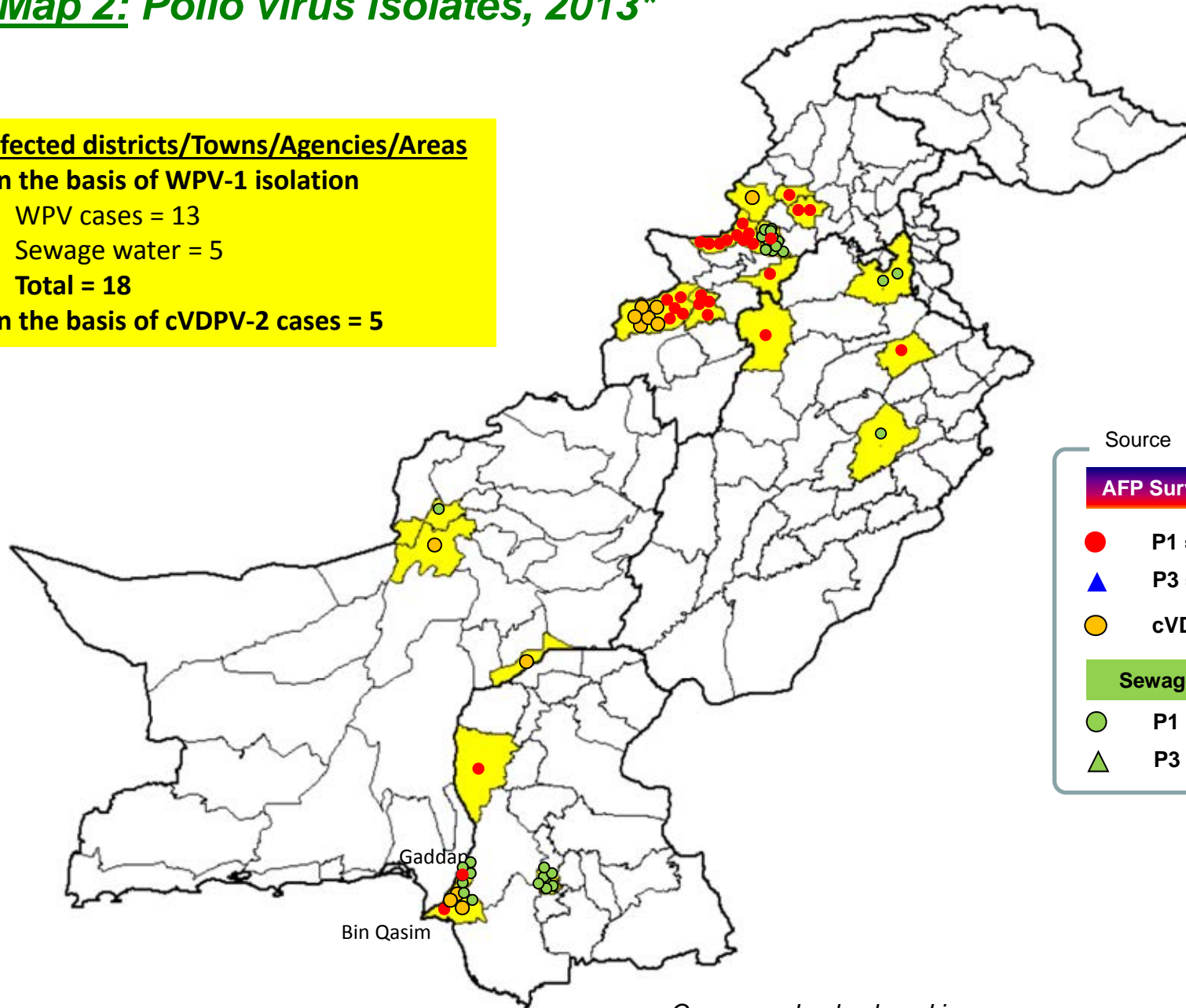
Map 2: Polio virus isolates, 2013*

Infected districts/Towns/Agencies/Areas

On the basis of WPV-1 isolation

- WPV cases = 13
- Sewage water = 5
- Total = 18

On the basis of cVDPV-2 cases = 5



Source

AFP Surveillance

- P1 = 28
- ▲ P3 = 0
- cVDPV-2 = 12

Sewage water

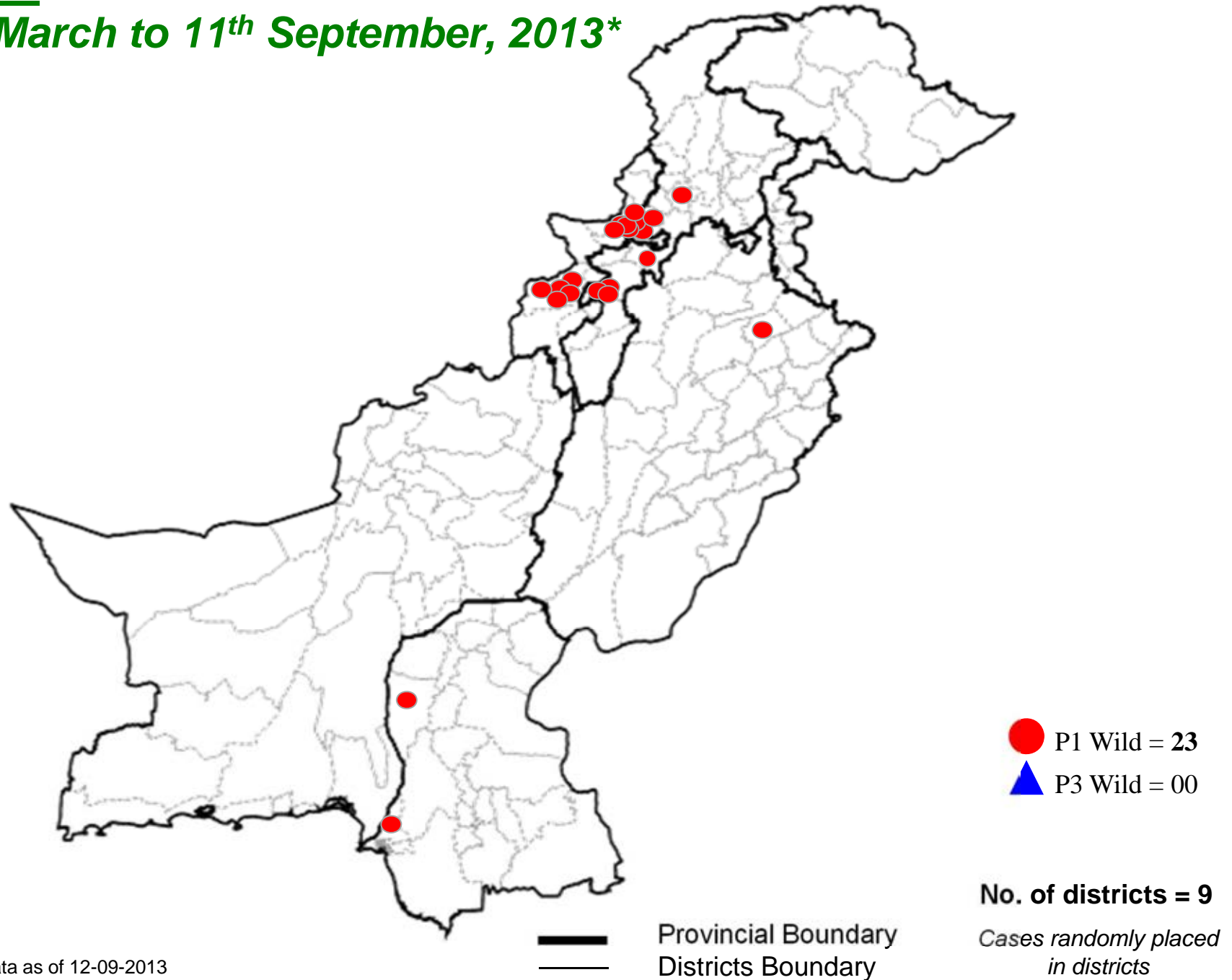
- P1 = 30
- ▲ P3 = 0

— Provincial Boundary
 — Districts Boundary

* Afp.rec Data as of 12-09-2013

Cases randomly placed in districts

Map 3: Wild Polio cases in the last 6 months from 12th March to 11th September, 2013*



* Afp.rec Data as of 12-09-2013

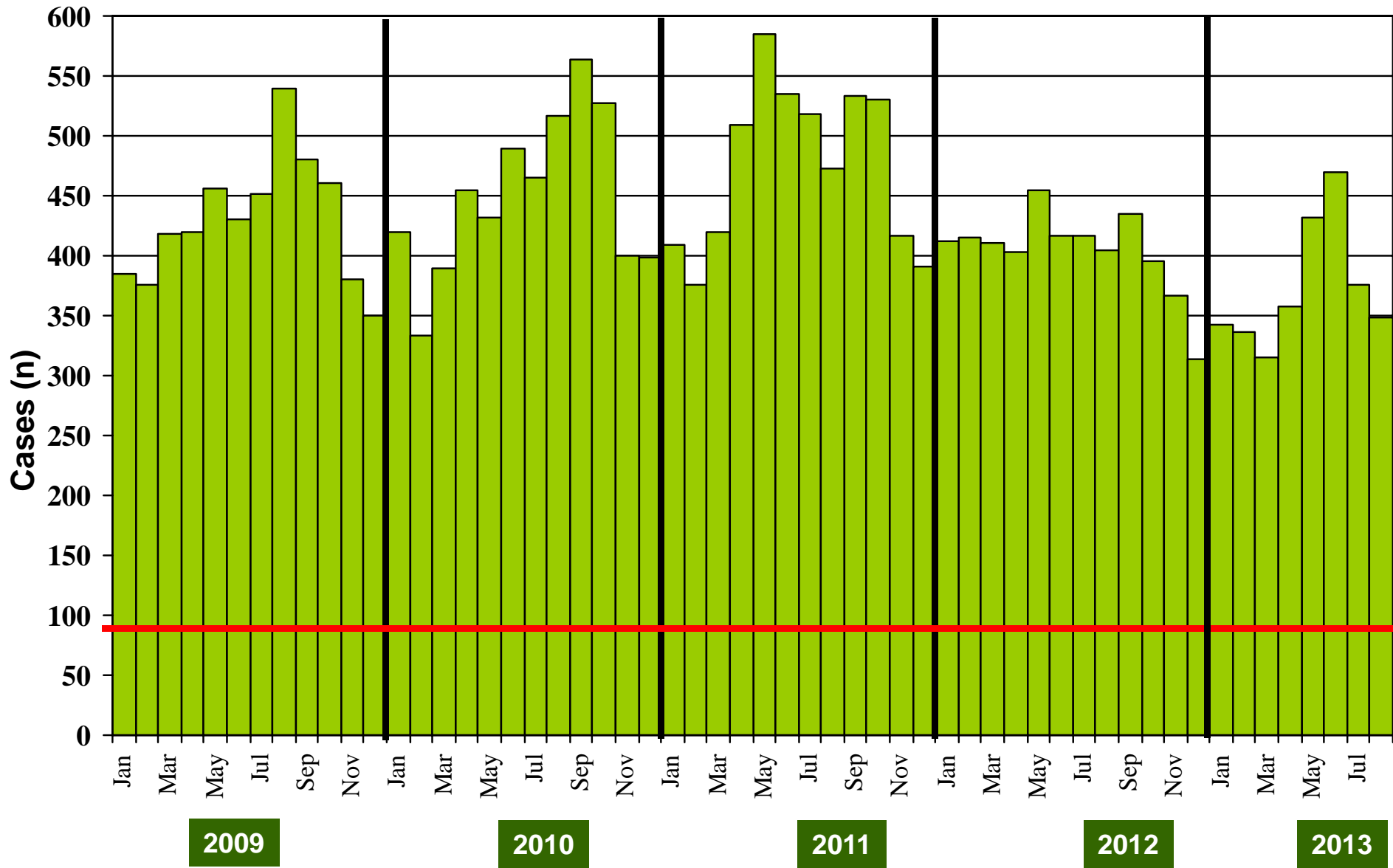
**Table 4: Distribution of AFP Cases By Week of Onset ^
Pakistan 2013* [Week number/Ending on]**

PROVINCE	W 22 01 June 2013	W 23 08 June 2013	W 24 15 June 2013	W 25 22 June 2013	W 26 29 June 2013	W 27 06 July 2013	W 28 13 July 2013	W 29 20 July 2013	W 30 27 July 2013	W 31 03 Aug 2013	W 32 10 Aug 2013	W 33 17 Aug 2013	W 34 24 Aug 2013	W 35 31 Aug 2013	W 36 07 Sep 2013
PUNJAB	45	62	61	47	41	45	47	44	37	54	28	49	50	42	13
SINDH	23	21	13	27	18	20	23	14	18	12	17	27	23	19	4
KP	36	21	21	14	13	18	19	18	21	17	12	24	14	18	9
FATA	2	6	6	1	4	8	8	2	5	3	12	4	11	5	6
BALUCHISTAN	6	7	4	8	5	3	3	6	3	2	3	9	9	2	1
AJK	1	2	1	2	1	2	0	1	2	0	0	2	2	1	0
GILGIT BILTISTAN	0	0	0	0	0	1	0	0	0	0	0	0	0	0	1
ISLAMABAD	0	2	0	0	0	1	0	0	1	0	0	1	0	1	0
PAKISTAN	113	121	106	99	82	98	100	85	87	88	72	116	109	88	34

* Afp.rec & Afplab.rec: Data as of 12-09-2013

^ MMWR Epidemiological Weeks

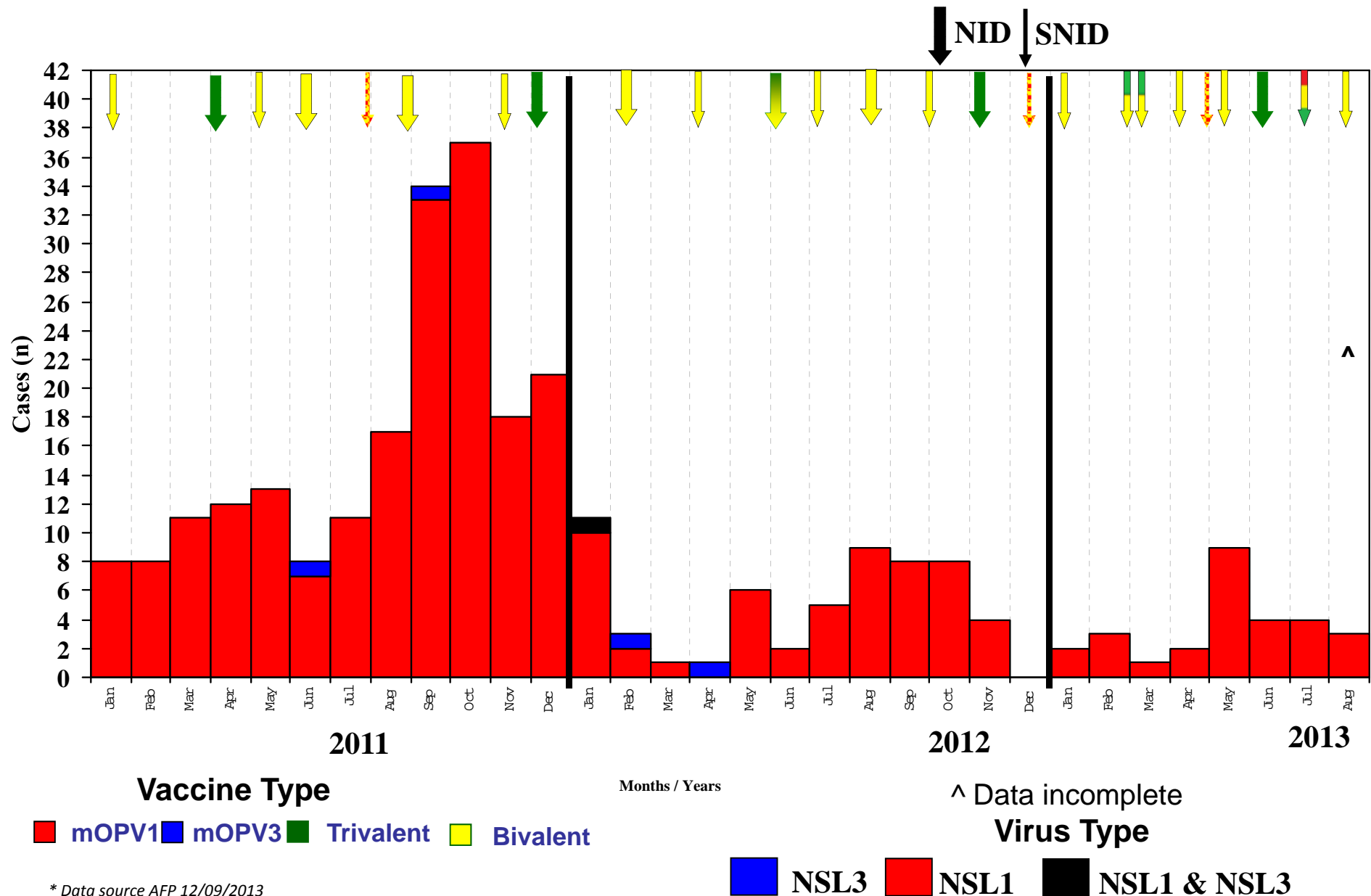
Graph 1: Distribution of AFP Cases by Month, Pakistan 2009-2013*



@ Non-polio AFP rate of 2/100,000 children < 15 years

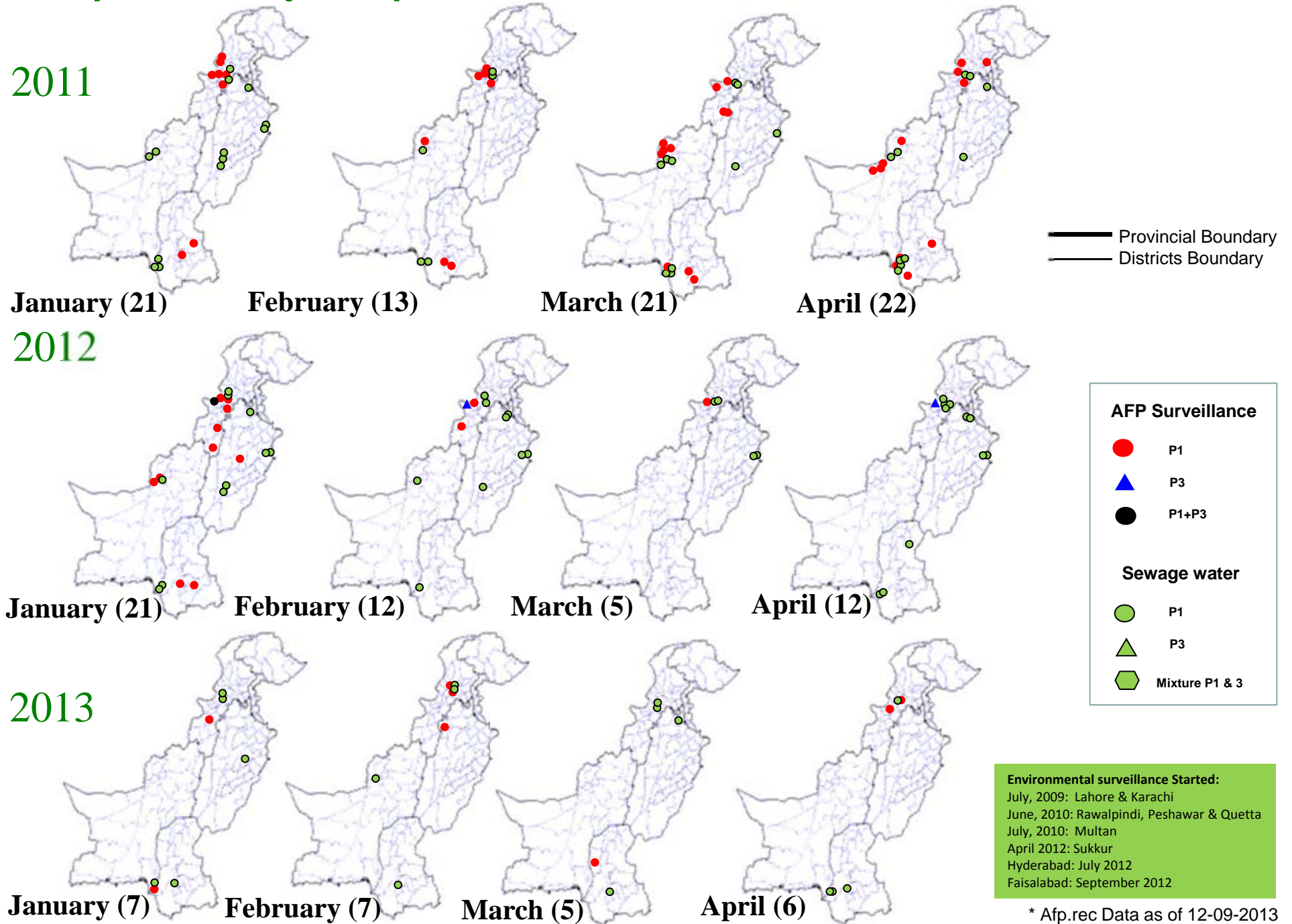
*Afp.rec Data as of 12-09-2013

Confirmed Polio Cases By Poliovirus Type, 2011-2013*



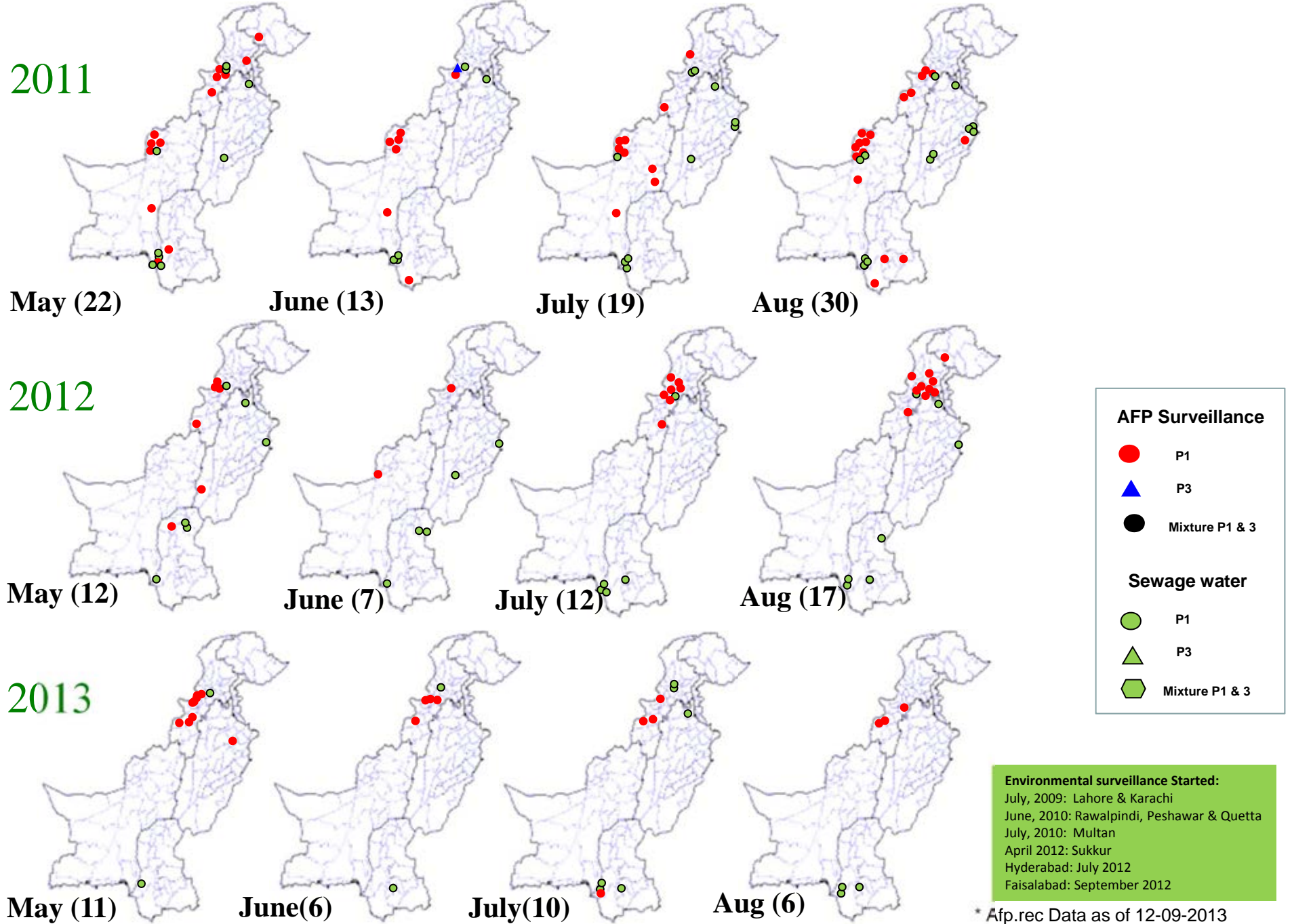
* Data source AFP 12/09/2013

Map 4: Monthly Comparison of P1 & P3 Polio Cases/Isolates 2011-2013*



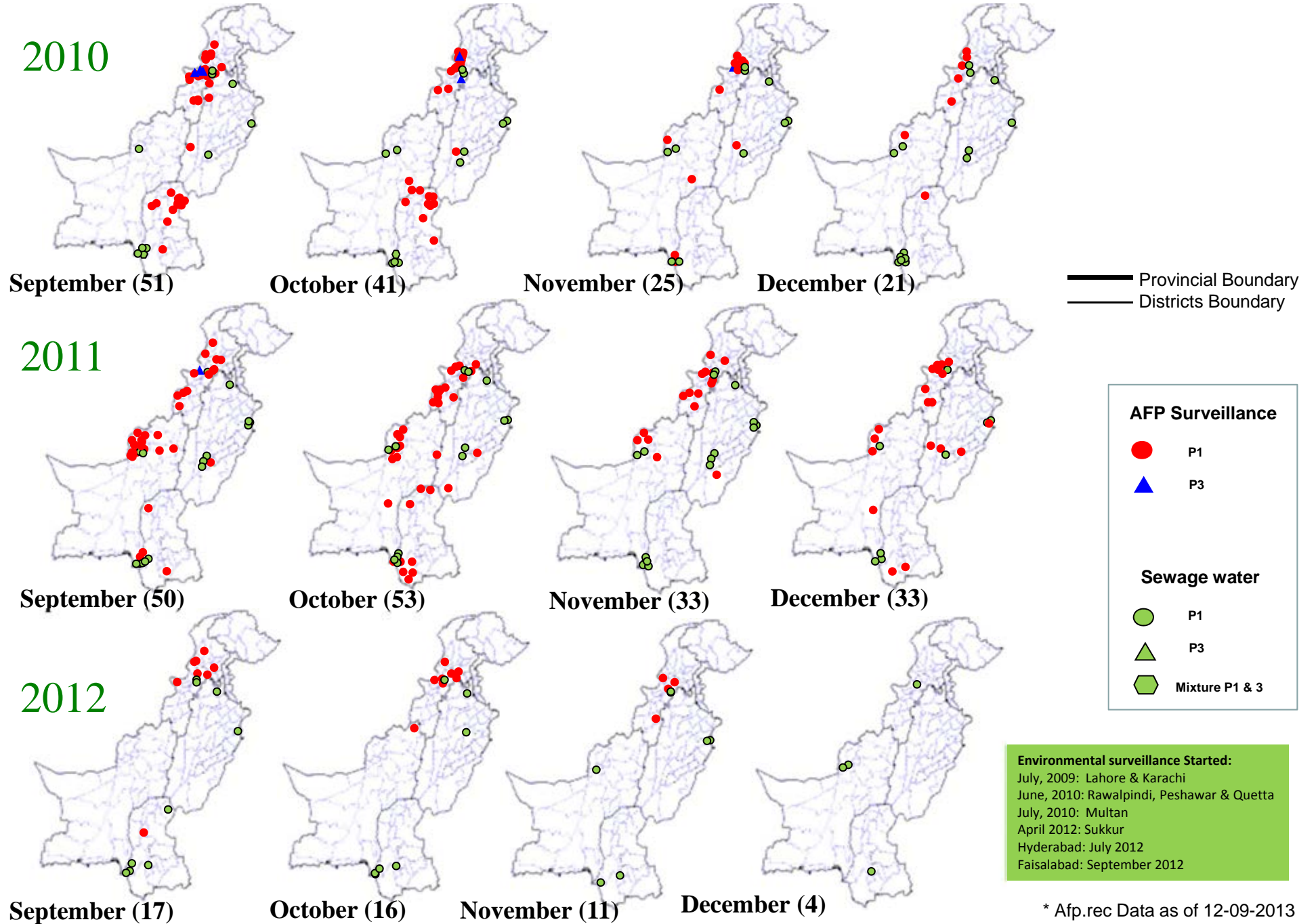
* Afp.rec Data as of 12-09-2013

Map 4.1: Monthly Comparison of P1 & P3 Polio Cases/Isolates 2011-2013*



* Afp.rec Data as of 12-09-2013

Map 4.2: Monthly Comparison of P1 & P3 Polio Cases/Isolates 2010-2012*

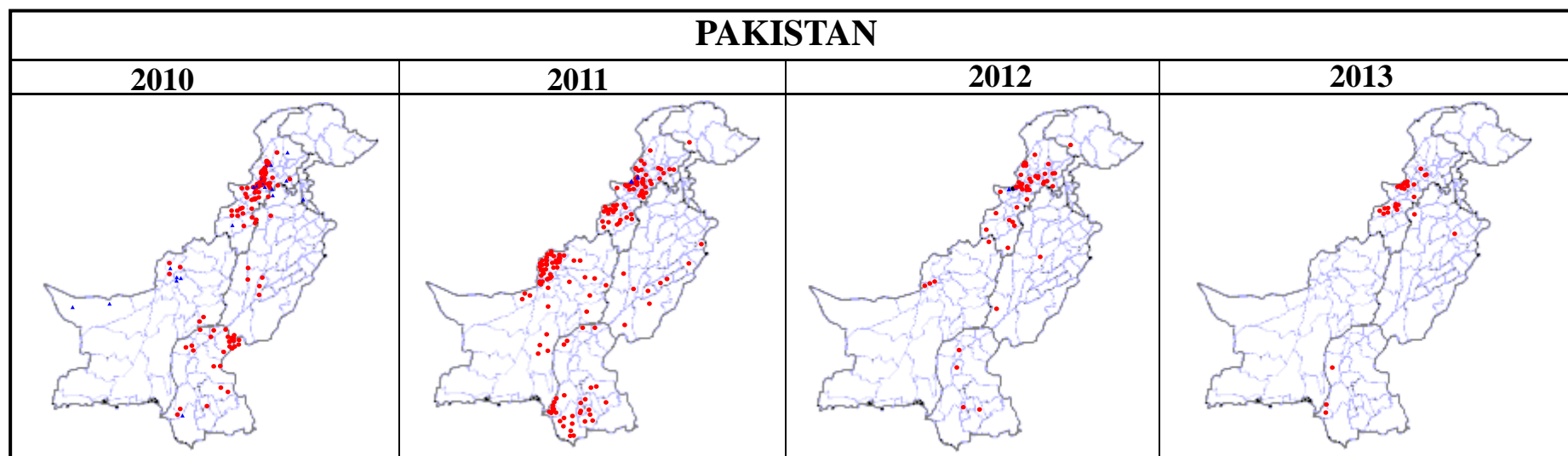


* Afp.rec Data as of 12-09-2013

Table 5: Polio Eradication Update, Pakistan 2010-2013*

Province/Region	Polio 1				Polio 3				Total Wild			
	2010	2011	2012	2013	2010	2011	2012	2013	2010	2011	2012	2013
PUNJAB	6	9	2	2	1	0	-	-	7	9	2	2
SINDH	26	33	4	3	1	0	-	-	27	33	4	3
KP	19	23	27	6	5	0	-	-	24	23	27	6
FATA^	63	57	17	17	11	2	2	-	74	59	20^	17
BALUCHISTAN	6	73	4	-	6	0	-	-	12	73	4	-
AJK	0	0	-	-	0	0	-	-	0	0	-	-
Gilgit-Baltistan	0	1	1	-	0	0	-	-	0	1	1	-
ISLAMABAD	0	0	-	-	0	0	-	-	0	0	-	-
PAKISTAN	120	196	55	28	24	2	2	-	144	198	58	28

^ FATA reported mixture of NSL1 & NSL3



* Afp.rec Data as of 12-09-2013

Table 6: Vaccination status of non polio AFP cases age 6-59 months 2010-2013*

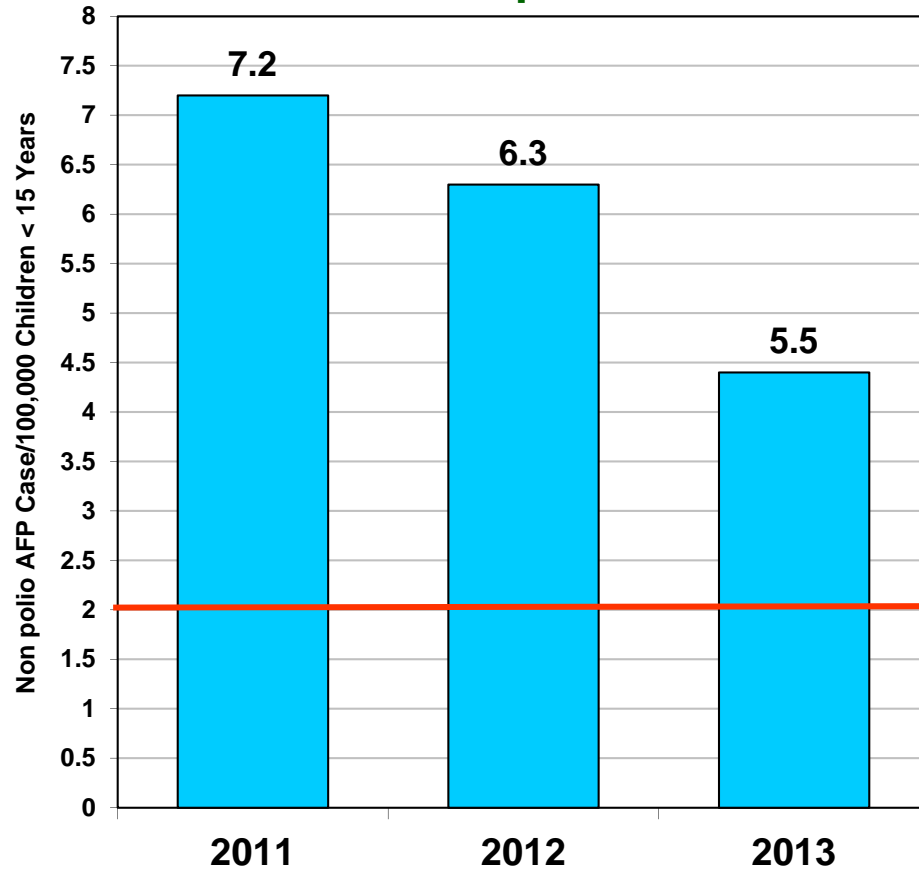
REGION	0 dose				1-2 doses				3 doses				4-6 doses				7+ doses			
	10	11	12	13	10	11	12	13	10	11	12	13	10	11	12	13	10	11	12	13
Central Punjab	0%	0%	0%	0%	1%	1%	0%	0%	1%	2%	0%	1%	7%	6%	4%	9%	91%	92%	95%	89%
North Punjab	0%	0%	0%	0%	0%	1%	0%	0%	2%	1%	0%	0%	6%	5%	4%	4%	91%	93%	96%	96%
South Punjab	0%	0%	0%	0%	1%	0%	0%	0%	0%	1%	0%	0%	5%	5%	4%	5%	94%	93%	96%	94%
PUNJAB	0%	0%	0%	0%	1%	1%	0%	0%	1%	1%	0%	0%	6%	5%	4%	7%	92%	93%	96%	92%
Karachi	2%	4%	1%	0%	0%	1%	1%	4%	3%	0%	2%	0%	7%	6%	6%	6%	88%	88%	90%	91%
North Sindh	0%	0%	0%	0%	1%	1%	0%	0%	0%	0%	1%	0%	4%	5%	4%	5%	95%	94%	94%	95%
South Sindh	0%	1%	0%	0%	1%	1%	1%	1%	1%	0%	2%	1%	9%	6%	4%	9%	89%	93%	93%	89%
SINDH	1%	1%	0%	0%	1%	1%	1%	1%	1%	0%	1%	0%	7%	6%	4%	7%	91%	92%	93%	92%
Central Khyber Pakhtunkhwa	1%	1%	2%	1%	0%	1%	1%	1%	1%	0%	0%	1%	2%	3%	2%	1%	97%	95%	95%	97%
North Khyber Pakhtunkhwa	2%	1%	2%	0%	1%	2%	2%	1%	2%	1%	2%	1%	6%	7%	9%	6%	89%	90%	85%	92%
South Khyber Pakhtunkhwa	3%	2%	2%	0%	3%	4%	1%	0%	3%	4%	1%	0%	14%	7%	9%	5%	76%	83%	87%	95%
Khyber Pakhtunkhwa	1%	1%	2%	1%	1%	2%	1%	1%	2%	1%	1%	1%	6%	5%	6%	3%	90%	91%	89%	95%
FATA	14%	14%	18%	39%	11%	10%	6%	4%	6%	5%	3%	7%	18%	11%	12%	6%	51%	61%	62%	43%
North Balochistan	12%	4%	12%	14%	0%	12%	10%	14%	4%	23%	3%	2%	12%	12%	17%	19%	72%	50%	57%	51%
Quetta Block	0%	31%	14%	11%	11%	10%	10%	11%	0%	3%	0%	0%	9%	14%	14%	11%	81%	43%	62%	68%
Rest of Balochistan	6%	7%	9%	7%	2%	2%	6%	3%	2%	5%	5%	3%	11%	10%	10%	24%	78%	76%	70%	62%
BALUCHISTAN	5%	16%	8%	9%	4%	6%	8%	8%	2%	6%	3%	3%	11%	12%	17%	17%	78%	60%	64%	63%
PAKISTAN	1%	2%	1%	2%	1%	1%	1%	1%	1%	1%	1%	1%	7%	6%	5%	7%	89%	89%	92%	89%

* Afp.rec Data as of 12-09-2013

Key Surveillance Indicators; 2011-2013*

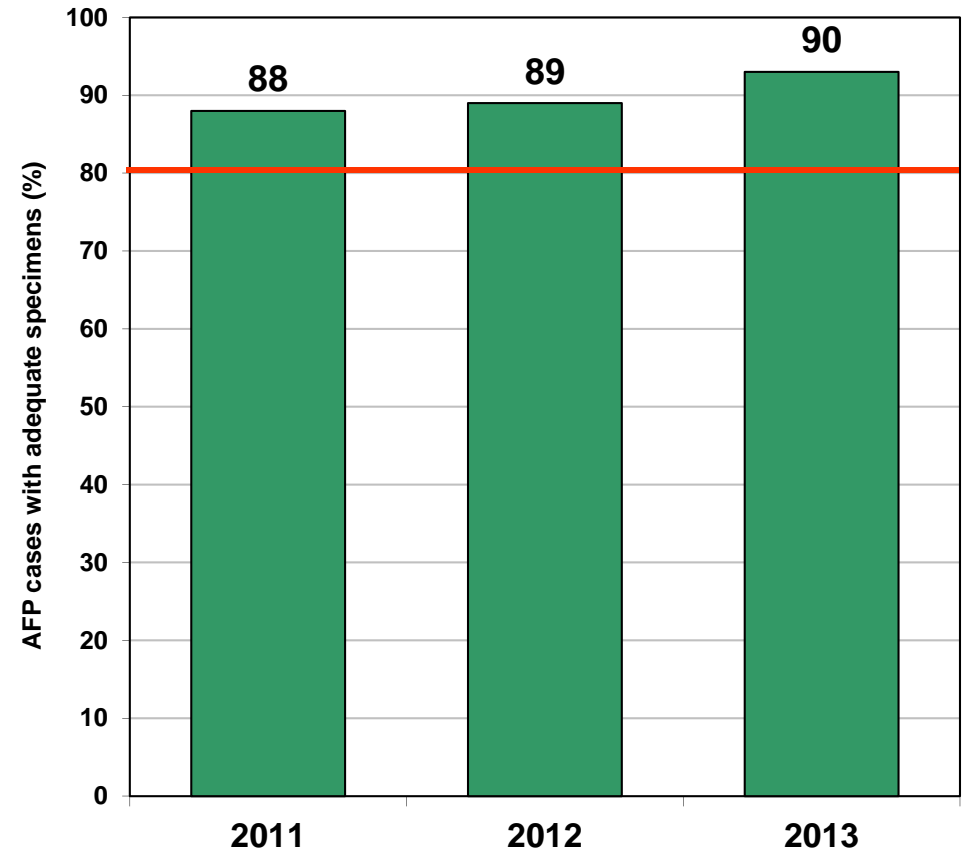
(Non polio AFP rate and % AFP cases with adequate specimens)

Graph 3



■ Non Polio AFP Rate

Graph 4



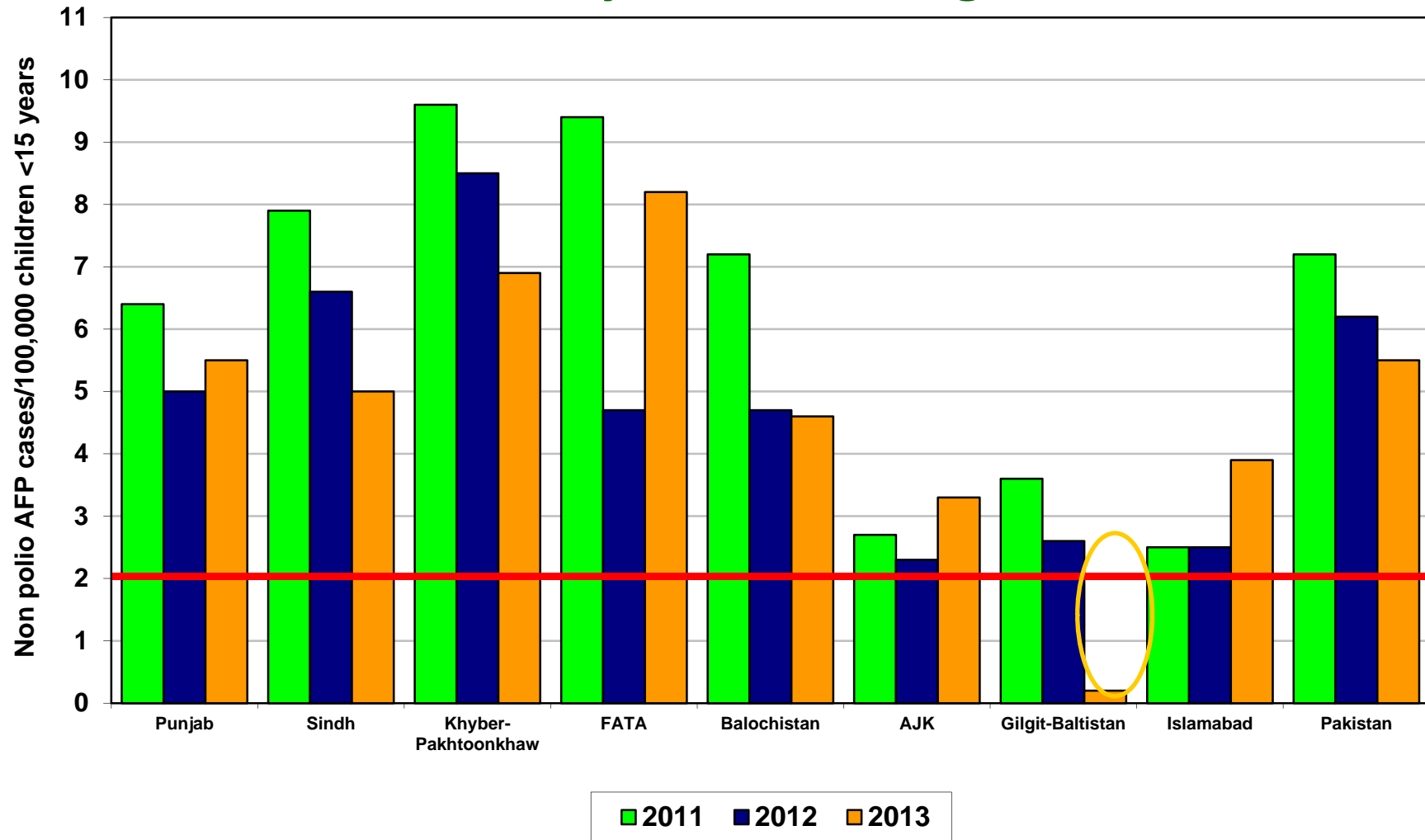
■ % AFP with Adequate Specimens

— Target

Non Polio AFP rate Up to Week No. 36 ended on 07th September, 2013

* Afp.rec Data as of 12-09-2013

Non Polio AFP Rate By Province/Regions, 2011-2013*

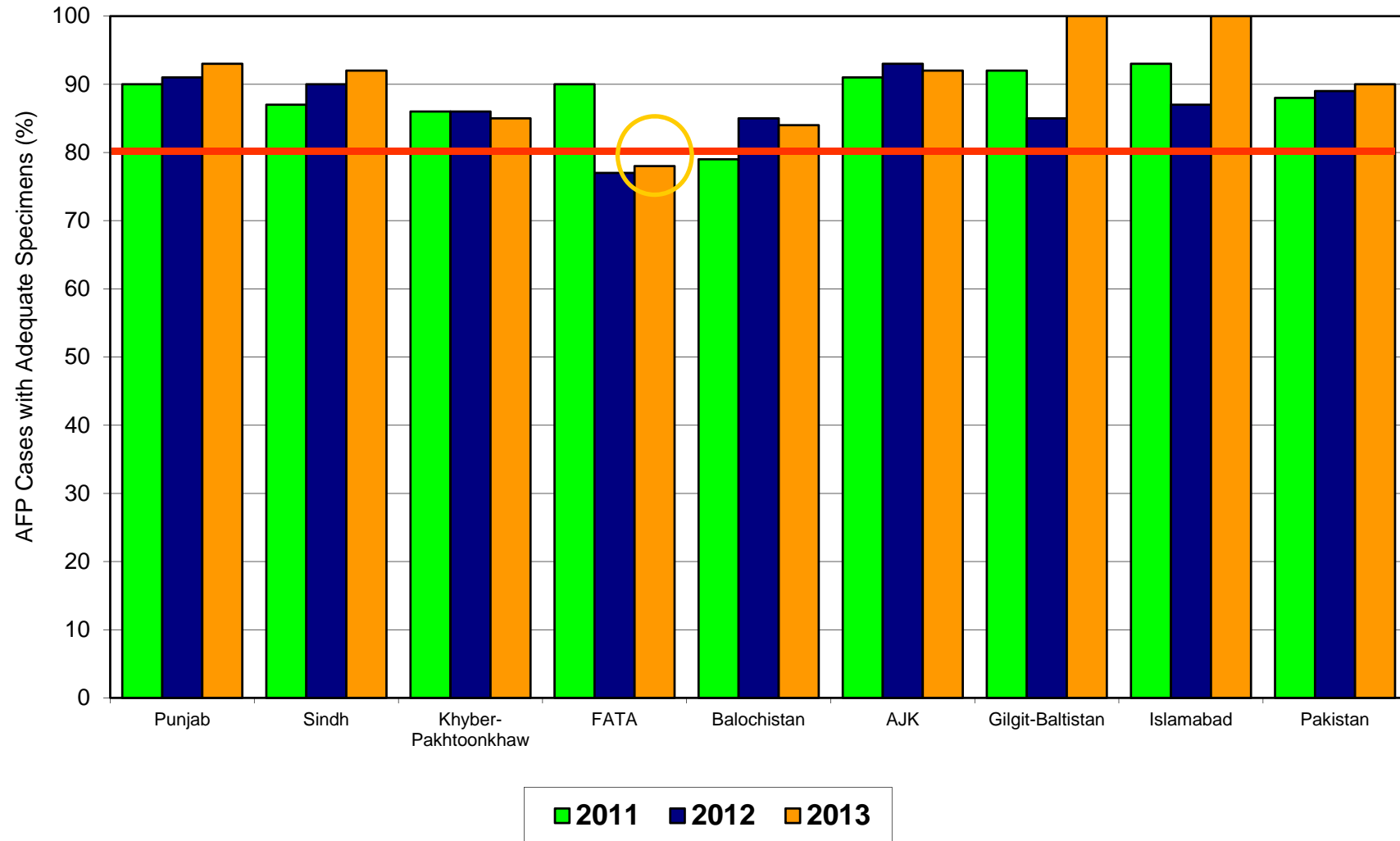


Non Polio AFP rate Up to Week No. 36 ended on 07th September, 2013

 Target Non-Polio AFP Rate 2/ 100000 < 15 years of the age

* Data source AFP 12/09/2013

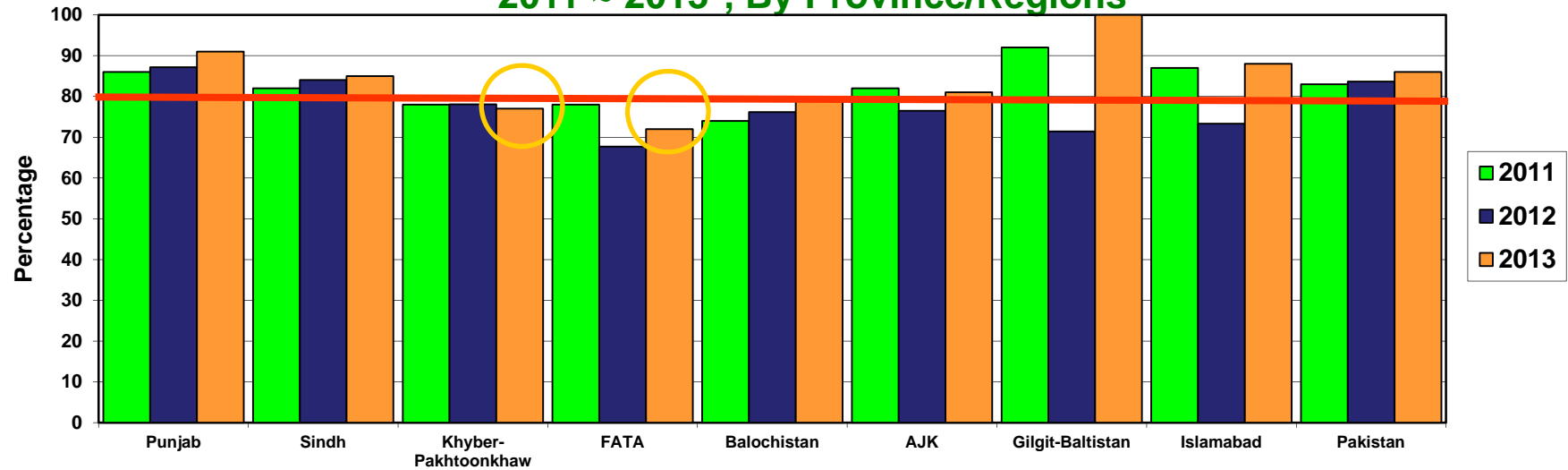
Percent AFP Cases with Adequate Specimens By Province/Regions, 2011-2013*



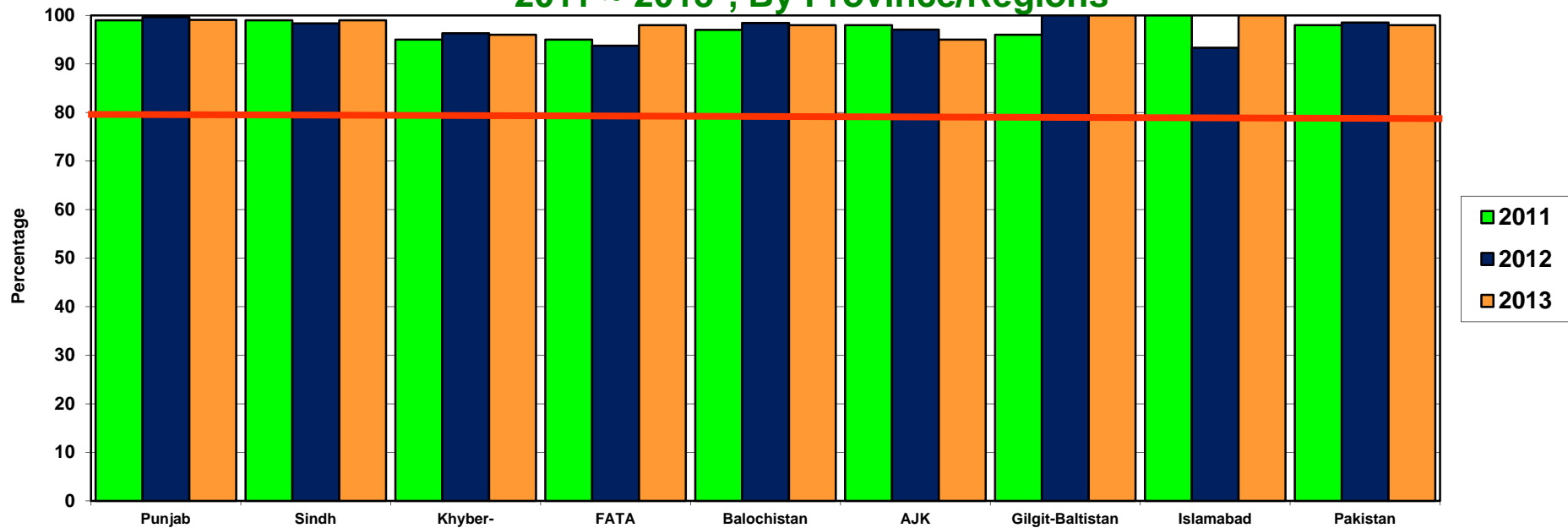
* Data source AFP 12/09/2013

Target Adequate Sample cases = 80%

**Graph 5: Percent AFP Cases Notified within 07 days of paralysis onset
2011 ~ 2013*, By Province/Regions**



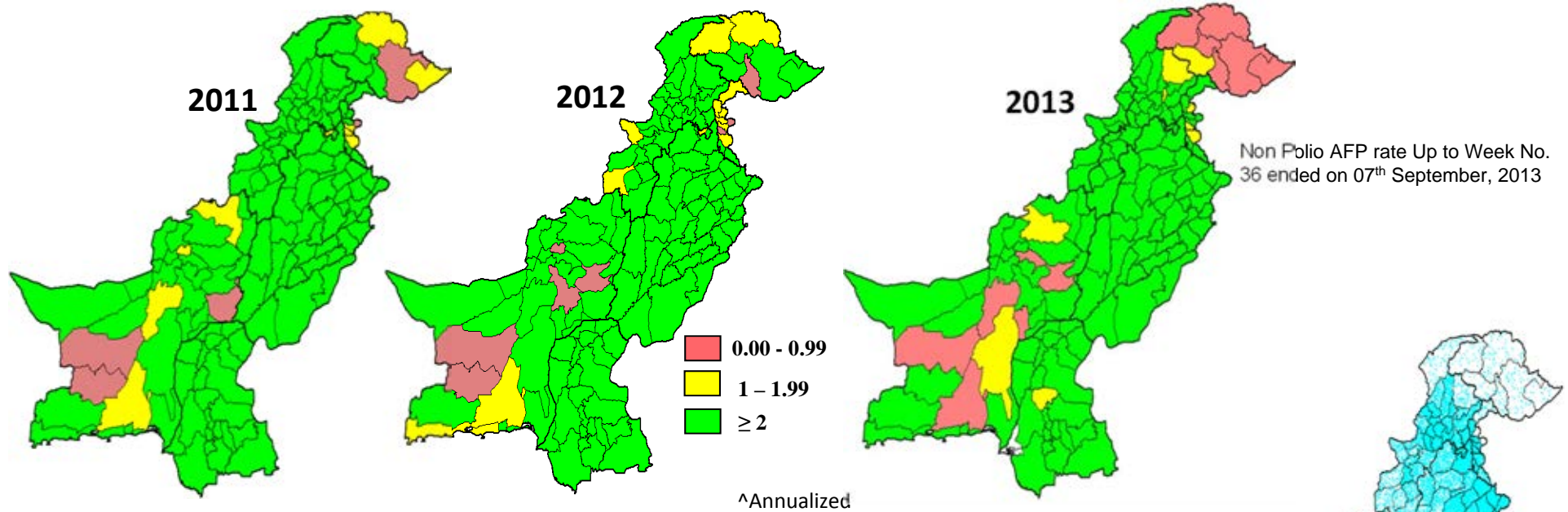
**Graph 6: Percent AFP Cases Investigated within 48 hours of notification
2011 ~ 2013*, By Province/Regions**



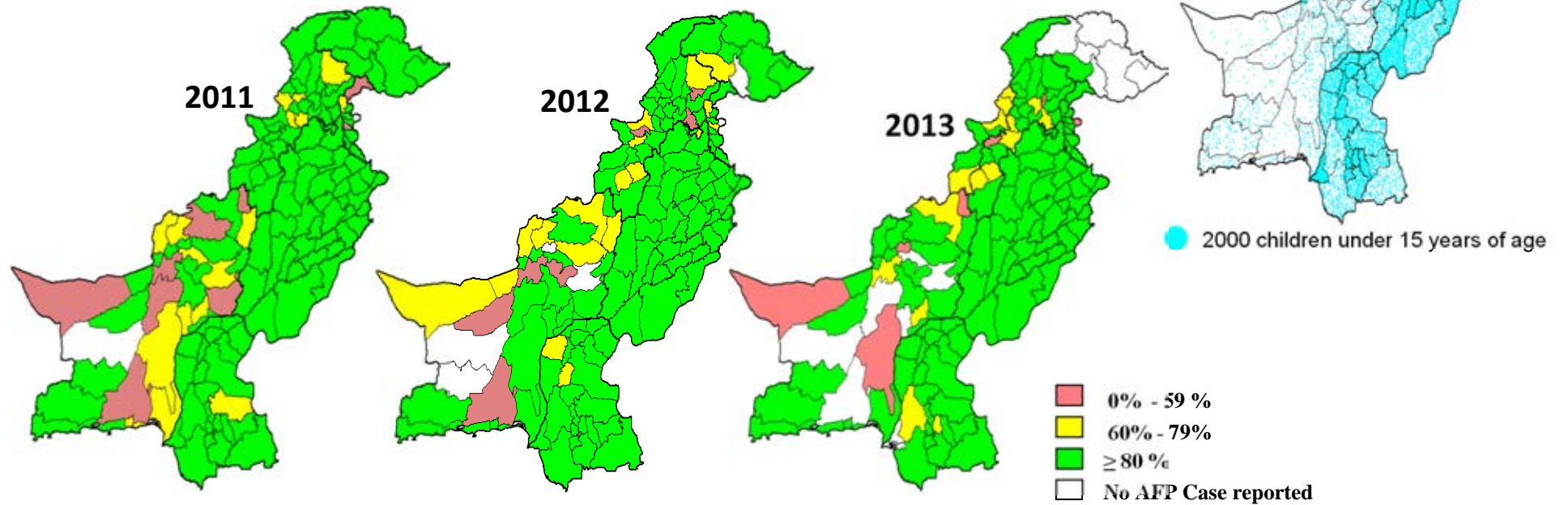
* Afp.rec Data as of 12-09-2013

— Target

Non-Polio[^] AFP Rate by District



Percent AFP Cases with Adequate Specimens, by District



* Data source AFP 12/09/2013

Table 7: AFP CASES PENDING FOR CLASSIFICATION WITH DATE OF ONSET MORE THAN 90 DAYS* 2013 (1/2)

S. No	DISTRICT	TEHSIL	EPID	SEX	AGE	DONSET	DOSESE	DSTOOL1	DSTOOL2	LAB	FEVER	ASVM	PROG	FUP	PEND (DAYS)
1	KARAK	KARAK	KP/51/13/005	F	13	01-01-13	7+	15-02-13	17-02-13	EV	N	Y	Y	Y	254
2	KHYBER	LANDI KOTAL	FT/34/13/003	M	84	10-02-13	7+	25-02-13	27-02-13	NVI	Y	N	Y		214
3	KHYBER	JAMRUD	FT/34/13/004	F	16	22-01-13	7+	05-03-13	06-03-13	EV	Y	Y	Y		233
4	MARDAN	MARDAN	KP/40/13/007	M	29	17-01-13	7+	06-02-13	07-02-13	EV	Y	Y	Y	Y	238
5	PESHAWAR	PESHAWAR	KP/30/13/008	M	96	15-01-13	7+	26-02-13	27-02-13	NVI	N	N	Y	Y	240
6	SWAT	SWAT	KP/24/13/004	M	120	20-02-13	7+	Child Died Before Stool Collection			Y	N	Y	DIED	204
7	WAZIR-N	MIRAN SHAH	FT/64/13/001	M	96	08-02-13	6	13-02-13		NVI	Y	N	Y	DIED	216
8	BAHWLNAGAR	MINCHINABAD	PB/73/13/038	F	120	08-06-13	7+	29-06-13	01-07-13	EV	N	N	Y	Y	96
9	FAISALABAD	TANDLIAN WALA	PB/51/13/049	F	18	22-05-13	7+	27-06-13	28-06-13	NVI	Y	Y	UK	Y	113
10	LODHRAN	LODHRAN	PB/64/13/035	M	84	22-05-13	7+	14-07-13	15-07-13	NVI	N	N	Y	Y	113
11	MULTAN	JALALPUR PIRWALA	PB/61/13/046	M	76	18-05-13	7+	17-06-13	19-06-13	NVI	Y	Y	Y	Y	117
12	OKARA	DEPALPUR	PB/34/13/031	M	24	27-05-13	7+	07-07-13	08-07-13	EV	N	Y	Y	Y	108
13	RAJANPUR	RAJANPUR	PB/82/13/036	F	6	03-06-13	5	07-07-13	08-07-13	EV	Y	Y	Y	Y	101
14	RAWALPINDI	RAWALPINDI	PB/11/13/028	M	132	13-05-13	7+	03-06-13	05-06-13	NVI	N	N	Y	Y	122
15	SAHIWAL	SAHIWAL	PB/65/13/024	M	120	12-06-13	7+	22-07-13	23-07-13	NVI	Y	Y	Y	Y	92
16	SHEIKUPURA	FEROZEWALA	PB/33/13/030	M	144	22-05-13	7+	14-06-13	15-06-13	NVI	N	Y	Y	Y	113
17	HYDERABAD	HYDERABAD RURAL	SD/21/13/006	M	84	01-04-13	7+	Child Died Before Stool Collection			Y	N	Y	DIED	164
18	JACOBABAD	THUL	SD/53/13/013	M	156	16-05-13	7+	11-06-13	15-06-13	NVI	Y	Y	Y	Y	119
19	JAMSHORO	T.B.KHAN	SD/25/13/009	F	18	03-05-13	7+	25-05-13	12-06-13	NVI	N	N	Y	Y	132
20	KAMBAR	WARAH	SD/55/13/006	M	96	01-01-13	7+	Late Notified			N	Y	Y	Y	254
21	KASHMORE	KANDHKOT	SD/54/13/002	M	54	27-05-13	7+				N	N	Y	Y	108
22	KHIGADAP	GADAP	SD/63/13/010	F	42	02-06-13	7+	Child Died Before Stool Collection			Y	N	Y	DIED	102
23	KHIJAMSHEED	JAMSHEED	SD/66/13/004	F	60	01-05-13	7+				Y	N	Y	DIED	134
24	KHISADDAR	SADDAR	SD/77/13/004	F	38	05-04-13	7+	10-05-13	11-05-13	NVI	N	N	Y	Y	160
25	NFEROZ	BHIRIA	SD/45/13/003	F	144	05-02-13	7+	Child Died Before Stool Collection			Y	Y	Y	DIED	219
26	NFEROZ	MORO	SD/45/13/013	F	54	10-05-13	7+	01-06-13	02-06-13	NVI	N	Y	Y	Y	125
27	SANGHAR	KHIPRO	SD/32/13/005	M	144	05-03-13	7+	Late Notified			N	N	Y	Y	191
28	T.ALLAHYAR	TANDO ALLAHYAR	SD/27/13/009	M	4	28-05-13	4	24-06-13	25-06-13	NVI	Y	Y	Y	Y	107
29	T.ALLAHYAR	J.MUREE	SD/27/13/010	M	72	13-06-13	7+	Child Died Before Stool Collection			Y	Y	Y	DIED	91
30	THATTA	SUJAWAL	SD/22/13/027	M	48	20-05-13	7+	23-06-13	25-06-13	NVI	Y	N	Y		115
31	THATTA	THATTA	SD/22/13/032	M	72	06-06-13	7+	15-07-13	16-07-13	NVI	Y	Y	Y	Y	98
32	BANNU	BANNU	KP/61/13/010	M	53	30-04-13	7+	Late Notified			Y	N	N	Y	135
33	BUNIR	DAGGAR	KP/22/13/008	M	35	12-03-13	7+	01-04-13	02-04-13	NVI	Y	Y	Y	Y	184
34	BUNIR	DAGGAR	KP/22/13/007	M	132	28-02-13	7+	30-03-13	31-03-13	NVI	N	N	Y	Y	196
35	BUNIR	DAGGAR	KP/22/13/015	M	72	01-01-13	7+	Late Notified			Y	Y	Y	Y	254
36	BUNIR	DAGGAR	KP/22/13/023	M	64	01-06-13	7+	18-07-13	19-07-13	NVI	Y	N	Y		103
37	DIKHAN	KULACHI	KP/60/13/013	F	18	22-04-13	5	16-06-13	17-06-13	VACC	N	Y	Y	Y	143
38	DIRLOWER	SAMAR BAGH	KP/23/13/015	F	13	30-01-13	7+	Late Notified			Y	Y	Y	Y	225
39	HANGU	HANGU	KP/54/13/004	F	30	05-06-13	7+	05-07-13	06-07-13	EV	Y	N	Y	Y	99
40	HARIPUR	HARIPUR	KP/12/13/005	M	66	18-01-13	7+	19-02-13	20-02-13	EV	N	N	Y	Y	237
41	HARIPUR	HARIPUR	KP/12/13/012	F	20	18-04-13	7+	19-05-13	20-05-13	EV	Y	Y	Y	Y	147
42	KOHAT	LACHI	KP/50/13/012	M	96	28-05-13	7+	26-06-13	27-06-13	NVI	N	N	Y	Y	107

€ Based on recall of parents

* Afp.rec Data as of 12-09-2013

60 days Follow-up not done

FUP = Residual Weakness at 60 days follow up.

Table 7.1: AFP CASES PENDING FOR CLASSIFICATION WITH DATE OF ONSET MORE THAN 90 DAYS* 2013 (2/2)

S. No	DISTRICT	TEHSIL	EPID	SEX	AGE	DONSET	DOSES€	DSTOOL1	DSTOOL2	LAB	FEVER	ASVM	PROG	FUP	PEND (DAYS)
43	KOHAT	LACHI	KP/50/13/015	M	21	15-05-13	7+	Late Notified			Y	Y	Y		120
44	LAKKIMRWT	LAKKIMRWT	KP/62/13/018	M	26	22-05-13	7+	21-06-13	22-06-13		N	Y	Y	Y	113
45	MANSEHRA	MANSEHRA	KP/14/13/005	M	168	17-03-13	7+	Child Died Before Stool Collection			N	N	Y	DIED	179
46	MANSEHRA	MANSEHRA	KP/14/13/010	F	9	01-06-13	6	17-06-13	19-06-13	NVI	Y	N	Y	DIED	103
47	MARDAN	TAKHT BHAI	KP/40/13/034	M	5	10-03-13	6	Late Notified			N	Y	UK	Y	186
48	NOWSHERA	NOWSHERA	KP/32/13/012	F	108	15-03-13	7+	Child Died Before Stool Collection			Y	N	Y	DIED	181
49	PESHAWAR	PESHAWAR	KP/30/13/022	F	22	06-02-13	7+	Late Notified			N	N	N	Y	218
50	PESHAWAR	PESHAWAR	KP/30/13/026	M	24	17-04-13	0	17-05-13	19-05-13	EV	Y	Y	Y	Y	148
51	PESHAWAR	PESHAWAR	KP/30/13/039	F	54	03-05-13	7+	14-06-13	15-06-13	EV	Y	Y	Y	Y	132
52	SHANGLA	MARTOONG	KP/26/13/001	M	72	08-01-13	7+	Late Notified			Y	Y	Y	LOST	247
53	SHANGLA	CHAKISAR	KP/26/13/008	F	36	01-06-13	7+	27-06-13	03-07-13	NVI	Y	Y	Y		103
54	SWAT	SWAT	KP/24/13/006	F	132	02-04-13	7+	10-04-13		NVI	N	N	Y	DIED	163
55	SWAT	SWAT	KP/24/13/009	M	16	19-04-13	7+	14-05-13	15-05-13	NVI	Y	N	N	Y	146
56	TANK	TANK	KP/63/13/005	M	42	25-02-13	7+	27-04-13	28-04-13	NVI	Y	N	UK	Y	199
57	KABDULAH	CHAMAN	BN/14/13/005	F	25	30-05-13	7+	14-06-13	15-06-13	NVI	Y	N	Y	Y	105
58	MASTUNG	MASTUNG	BN/51/13/001	M	9	25-05-13	0	12-06-13	14-06-13	EV	Y	Y	Y		110
59	QUETTA	QUETTA CITY	BN/11/13/006	F	9	12-04-13	7+	27-05-13	28-05-13	NVI	N	Y	Y	Y	153
60	QUETTA	QUETTA CITY	BN/11/13/008	F	156	27-05-13	7+	Late Notified			N	N	Y	Y	108
61	ZHOB	ZHOB	BN/21/13/002	F	84	05-05-13	7+	30-05-13	31-05-13	NVI	Y	Y	Y	Y	130
62	BAGH	BAGH	AJ/50/13/001	M	80	23-01-13	7+	17-02-13	18-02-13	NVI	N	N	Y	Y	232
63	BAJOUR	MAMUND	FT/33/13/007	M	45	02-01-13	7+	Late Notified			N	Y	Y	Y	253
64	KHYBER	LANDI KOTAL	FT/34/13/005	M	132	09-03-13	7+	12-03-13		EV	N	N	Y		187
65	KHYBER	JAMRUD	FT/34/13/002	F	24	18-01-13	7+	21-02-13	23-02-13	NVI	N	Y	Y		237
66	KHYBER	JAMRUD	FT/34/13/017	M	14	08-06-13	0	16-06-13		NVI	Y	Y	Y		96
67	KHYBER	BARA	FT/34/13/016	F	10	06-06-13	0	21-06-13	23-06-13	NVI	Y	Y	Y		98
68	KHYBER	BARA	FT/34/13/018	M	12	11-06-13	0	01-07-13	02-07-13	EV	Y	Y	Y		93
69	MOHMAND	PINDIALI	FT/35/13/006	F	17	05-05-13	7+	17-06-13	18-06-13	NVI	Y	Y	Y		130
70	MOHMAND	UPPER MOHMAND	FT/35/13/003	F	18	18-04-13	7+	07-05-13	08-05-13	NVI	Y	Y	Y		147
71	MOHMAND	PINDIALI	FT/35/13/002	M	24	13-03-13	7+	28-03-13	29-03-13	VACC	UK	Y	Y		183
72	MOHMAND	UPPER MOHMAND	FT/35/13/008	M	26	08-05-13	7+	22-06-13	23-06-13		Y	Y	Y		127
73	WAZIR-N	MIRAN SHAH	FT/64/13/007	M	48	25-04-13	5	10-05-13	12-05-13	NVI	Y	N	Y	Y	140

€ Based on recall of parents

* Afp.rec Data as of 12-09-2013

60 days Follow-up not done

FUP = Residual Weakness at 60 days follow up.