



**World Health
Organization**

Weekly AFP Surveillance Update Pakistan

Week 35 (*Ended on 31st August, 2013*)

AFP Surveillance



National Surveillance Cell Federal EPI

World Health Organization Country Office,
Chak Shahzad, Park Road,
Islamabad, Pakistan

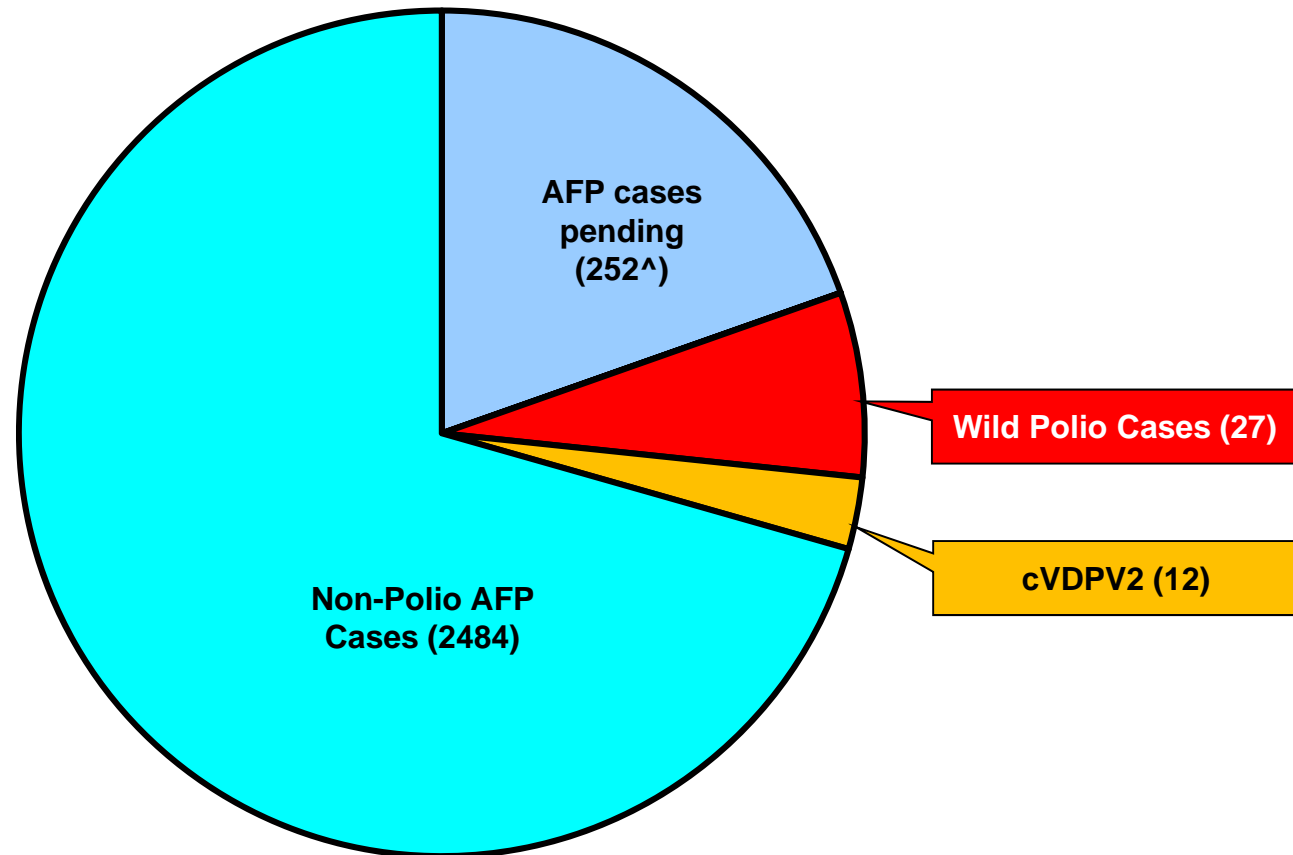
Tel: +92-51 9255123 / 9255282 /9255184

Fax: +92-51 9255274

Email: epidata@pak.emro.who.int

Web site: www.whopak.org

AFP Case Profile, 2013*



Total AFP Cases Reported = 2775

[^]68 Inadequate cases pending classification by ERC;
[^]62 Inadequate cases not due for FUP
[^]122 Pending in the Lab

* Afp.rec Data as of 29-08-2013

Point in Time Comparison of polio cases by province/region 2012[§] & 2013*

Region/ Province	No. of polio cases		No. of infected districts/towns		Last polio case
	2012	2013	2012	2013	
Khyber Pakhtunkhwa	15	5	11	4	30-June-13
FATA / FR Areas	15	17	4	3	11-Aug-13
Sindh	3	3	3	3	09-July-13
Balochistan	3	-	1	-	02-Oct-12
Punjab	2	2	2	2	26-May-13
Gilgit-Baltistan	1	-	1	-	06-Aug-12
Pakistan	39	27	22	12	11-Aug-13

Five additional districts/town declared infected based on environmental samples in 2013

Total polio cases of 2012 are 58

* Afp.rec Data as of 29-08-2013

§Based on date of onset

Table 1: List of Confirmed Polio Cases, Pakistan 2013* (1/2)

S.NO.	PROVINCE/ REGION	DISTRICT	TEHSIL	EPID NO.	SEX	AGE (m)	DATE ONSET OF PARALYSIS	NO. OPV DOSES (based on parents recall)		FEVER	Asymmetric Paralysis	Rapid Progression	REFUSAL	WPV TYPE	GENETICS
								Route	SIAs						Cluster
1	SINDH	BIN QASIM	BIN QASIM	SD/62/13/001	M	24	14-Jan-13	0	0	N	Y	Y	Y	NSL1	R4
2	KP	BANNU	BANNU	NW/61/13/002	M	13	26-Jan-13	0	0	Y	N	Y	Y	NSL1	R4
3	KP	MALAKAND	DARGAI	NW/20/13/006	F	3	08-Feb-13	2	2	Y	N	Y	N	NSL1	R4
4	KP	MARDAN	MARDAN	NW/40/13/009	M	30	12-Feb-13	3	7+	Y	N	Y	N	NSL1	R4
5	PUNJAB	MIWANWALI	ISAKHEL	PB/43/13/005	F	36	07-Feb-13	3	7+	Y	N	Y	N	NSL1	R4
6	SINDH	DADU	MEHAR	SD/24/13/006	F	15	22-Mar-13	0	2	Y	N	Y	N	NSL1	R2
7	KP	MARDAN	MARDAN	NW/40/13/026	M	8	22-Apr-13	0	0	Y	Y	Y	Y	NSL1	R4
8	FATA	KHYBER\$	BARA	FT/34/13/008	M	10	24-Apr-13	2	4	Y	Y	N	N	NSL1	R4
9	FATA	FR BANNU	FR BANNU	FT/69/13/001	M	16	3-May-13	0	3	Y	Y	Y	Y	NSL1	R4
10	FATA	KHYBER\$	BARA	FT/34/13/010	M	8	10-May-13	0	0	Y	Y	Y	N	NSL1	R4
11	FATA	KHYBER\$	BARA	FT/34/13/011	M	23	14-May-13	0	2	Y	Y	Y	N	NSL1	R4
12	FATA	KHYBER\$	BARA	FT/34/13/012	M	4	16-May-13	0	0	Y	N	Y	N	NSL1	R4
13	FATA	KHYBER\$	BARA	FT/34/13/013	M	24	11-May-13	2	3	Y	N	Y	N	NSL1	R4
14	FATA	FR BANNU	FR BANNU	FT/69/13/002	F	22	19-May-13	0	7+	Y	N	Y	N	NSL1	R4
15	FATA	KHYBER\$	BARA	FT/34/13/014	M	30	20-May-13	0	0	Y	N	Y	N	NSL1	R4
16	PUNJAB	MBDIN	MALIKWAL	PB/24/13/013	F	96	26-May-13	3	7+	Y	Y	Y	N	NSL1	R4
17	FATA	KHYBER\$	BARA	FT/34/13/015	M	15	06-June-13	0	0	Y	Y	Y	N	NSL1	R4
18	FATA	WAZIR-N\$	MIR ALI	FT/64/13/010	M	9	24-May-13	0	0	Y	Y	Y	N	NSL1	R4
19	FATA	WAZIR-N\$	MIR ALI	FT/64/13/014	F	11	15-June-13	0	0	Y	Y	Y	N	NSL1	R4
20	FATA	KHYBER\$	BARA	FT/34/13/019	F	12	23-June-13	0	0	Y	N	Y	N	NSL1	R4
21	KP	PESHAWAR	PESHAWAR	KP/30/13/042	M	12	30-June-13	0	0	Y	N	Y	Y	NSL1	R4
22	FATA	KHYBER\$	BARA	FT/34/13/020	F	12	03-July-13	0	0	N	N	Y	N	NSL1	

\$ Security compromised area

* Afp.rec Data as of 29-08-2013

Table 1.1: List of Confirmed Polio Cases, Pakistan 2013* (2/2)

S.NO.	PROVINCE/ REGION	DISTRICT	TEHSIL	EPID NO.	SEX	AGE (m)	DATE ONSET OF PARALYSIS	NO. OPV DOSES (based on parents recall)		FEVER	Asymmetric Paralysis	Rapid Progression	REFUSAL	WPV TYPE	GENETICS
								Routi ne	SIA's						Cluster
23	SINDH	KHIGADDAP	GADDAP	SD/63/13/015	F	12	09-July-13	3	6	Y	Y	Y	N	NSL1	
24	FATA	WAZIR-N\$	MIR AN SHAH	FT/64/13/018	F	18	13-July-13	0	0	Y	Y	Y	N	NSL1	
25	FATA	FR BANNU	FR BANNU	FT/69/13/006	M	18	27-July-13	0	7+	Y	N	Y	N	NSL1	
26	FATA	WAZIR-N\$	MIR ALI	FT/64/13/032	F	21	05-Aug-13	0	0	Y	Y	Y	N	NSL1	
27	FATA	WAZIR-N\$	RAZMAK	FT/64/13/033	M	11	11-Aug-13	0	0	Y	Y	Y	N	NSL1	

\$ Security compromised area

New Case

* Afp.rec Data as of 29-08-2013

Table 2: LAB Update 2013*

Month of Onset	AFP Cases	No virus isolated	Cases Under Process		Isolated Viruses from stools						
			Culture	ITD	Vaccine viruses		NPEV		Wild	Results within 14 days	
			n	n	n	%	n	%	n	n	%
January	333	275	0	0	19	6%	37	11%	2	100%	333
February	330	285	0	0	16	5%	26	8%	3	100%	330
March	308	248	0	0	7	2%	52	17%	1	100%	308
April	352	244	0	0	22	6%	84	24%	2	100%	352
May	419	304	0	0	15	4%	91	22%	9	100%	419
June	469	325	1	0	21	4%	118	25%	4	100%	469
July	379	228	0	6	12	3%	129	34%	4	99%	379
August	291	93	137	6	2	1%	51	18%	2	51%	291
Pakistan	2881	2002	138	12	114	4%	588	20%	27	95%	2881

* Data as of 02-09-2013

Table 3: Urgent / ITD Pending Cases (1/2)

Basic information										OPV doses				Urgent		Prov Diagnosis	Lab update			Remarks
S. #	District	Tehsil	Union council	Epid number	Date of Onset	Age (M)	Sex	Date of 1st stool	Stool Adeq	Ri	SiAs	Last 6 SiAs	Last dose	By Field	By NSCY		Lab No.	Days Inoc	Culture update	
Isolates pending for ITSD																				
1	KHYBER	BARA	MILWARD	FT/34/13/023	14-Aug-13	24	M	16-Aug-13	N	0	0	0		Y	Y	SUSPECTED POLIO	3466	2	P2	Discardant U
2	WAZIR-N	MIR ALI	HAIDER KHEL	FT/64/13/020	20-Jul-13	6	M	25-Jul-13	Y	0	0	0		Y	Y	POLIO / INJ NEURITE	3145	1	P2	Discardant U
3	WAZIR-N	MIR ALI	SAIDGAI	FT/64/13/021	22-Jul-13	12	M	26-Jul-13	Y	3	0	0		N	Y	GBS	3179	7	P2	Discardant U
4	WAZIR-N	RAZMAK	DOSALI	FT/64/13/022	24-Jul-13	24	M	01-Aug-13	Y	0	6	0	23-Apr-12	N	N	GBS	3257	14	P2	Discardant U
5	WAZIR-N	MIR ALI	KHUSHALI	FT/64/13/023	31-Jul-13	12	M	03-Aug-13	Y	0	0	0		Y	Y	POLIO / GBS	3302	7	P2	Discardant U
6	WAZIR-N	MIR ALI	TAPPI	FT/64/13/025	09-Aug-13	10	F	14-Aug-13	Y	0	0	0		Y	Y	GBS	3404	3	P2	Discardant U
7	WAZIR-N	SPINWAM	MOBALI	FT/64/13/029	05-Aug-13	12	M	18-Aug-13	Y	0	0	0		Y	Y	Poli/ Infection Neurite/GBS	3465	2	P2	Discardant U
8	WAZIR-N	MIR ALI	IDEK	FT/64/13/037	21-Aug-13	8	F	24-Aug-13	Y	0	0	0		Y	Y	GBS/POLIO	3589	2	SL2	Waiting rRT-PCR for VDPV
9	KOHAT*	KOHAT	JARMA	KP/50/13/017	19-Aug-13	10	F	23-Aug-13	Y	0	5	4	01-Apr-13	Y	Y	POLIO	3610	5	L20B+	
10	BAHWLNAGAR	CHISHTIAN	95/F	PB/73/13/055	17-Aug-13	24	M	21-Aug-13	Y	3	7+	6	02-Jul-13	N	N	GBS	3571	3	SL1,3	Waiting rRT-PCR for VDPV
11	GHOTKI	GHOTKI	BANDH	SD/42/13/041	20-Jul-13	18	M	23-Jul-13	Y	3	7+	6	17-Jun-13	N	N	HEMIPLEGIA/CVA	3127	7	P1	Discardant U
12	KHIGADAP	GADAP	4	SD/63/13/011	03-Jul-13	24	F	19-Jul-13	N	3	5	3	02-May-13	N	N	GBS	3053	5	P2	Discardant U
Reported urgent (by field / NSCY criteria)																				
13	KECH	DASHT KUDAN	KUDDAN	BN/61/13/009	15-Aug-13	11	F	20-Aug-13	Y	2	2	2	15-Apr-13	N	Y	MONOPARESIS	3550	9	UP	
14	SHERANI	SHARANI	AHMADI DARGAH	BN/26/13/002	09-Aug-13	36	F	23-Aug-13	N	0	1	1	29-Jan-13	N	Y	HEMIPLEGIA	3626	5	UP	SERVICE DELIVER ISSUES
15	SIBI	LEHRI	BAKHTYARABAD	BN/31/13/003	18-Aug-13	22	M	23-Aug-13	Y	0	3	3	16-Apr-13	N	Y	PARAPLEGIA	3698	3	UP	SERVICE DELIVER ISSUES
16	WAZIR-N	MIRAN SHAH	HAMZONI-1	FT/64/13/024	09-Aug-13	15	M	21-Aug-13	Y	0	0	0		Y	Y	POLIO	3588		UP	INACCESSIBLE SINCE JUNE 2012
17	WAZIR-N	MIRAN SHAH	HAMZONI-1	FT/64/13/034	13-Aug-13	14	F	22-Aug-13	Y	0	0	0		Y	Y	GBS/POLIO	3563	7	UP	INACCESSIBLE SINCE JUNE 2012
* New L20B+ #Data not available † NSC Criteria = Fever, Rapid Progress, Age < 48 months and OPV Doses < 7 UP = Under process Urgent (Field/NSC) / Inadequate specimens / Age 12-35 months / Zero OPV dose U Pending for genomic sequencing																				

* Data as of 02-09-2013

Table 3.1: Urgent / ITD Pending Cases (2/2)

S. #	Basic information									OPV doses				Urgent		Prov Diagnosis	Lab update			Remarks
	District	Tehsil	Union council	Epid number	Date of Onset	Age (M)	Sex	Date of 1st stool	Stool Adeq	RI	SIAs	Last 6 SIAs	Last dose	By Field	By NSC*		Lab No.	Days Inoc	Culture update	
18	WAZIR-N	MIRAN SHAH	SPULGA	FT/64/13/036	19-Aug-13	8	F	22-Aug-13	Y	0	0	0		Y	Y	GBL/POLIO	3587		UP	INACCESSIBLE SINCE JUNE 2012
19	WAZIR-N	MIR ALI	SHERATALLA	FT/64/13/038	19-Aug-13	18	M	19-Aug-13	Y	0	0	0		Y	Y	INJECTION NEURITIS/POLIO	3647	4	UP	INACCESSIBLE SINCE JUNE 2012
20	WAZIR-N	MIR ALI	SHERATALLA	FT/64/13/039	18-Aug-13	12	F	26-Aug-13	Y	0	0	0		Y	Y	POLIO / INJECTION NEURITIS	3682	3	UP	INACCESSIBLE SINCE JUNE 2012
21	WAZIR-N	MIRAN SHAH	ANGHAR	FT/64/13/040	22-Aug-13	30	M	26-Aug-13	Y	0	0	0		Y	Y	POLIO/TODS PARALYSIS	3683	3	UP	INACCESSIBLE SINCE JUNE 2012
22	WAZIR-N	MIRAN SHAH	SMALL KHEL	FT/64/13/041	26-Aug-13	8	M	27-Aug-13	Y	0	0	0		Y	Y	POLIO				SPECIMENS NOT YET RECEIVED IN LAB
23	RYKHAN	RYKHAN	WAH KONA	PB/72/13/048	13-Aug-13	15	M	24-Aug-13	Y	3	7	6	29-Jun-13	Y	N	POLIO	3632	5	UP	
24	JACOBABAD	JACOBABAD	DASTAGIR	SD/53/13/024	20-Aug-13	9	M	22-Aug-13	Y	0	5	5	20-Aug-13	N	Y	TRAUMATIC NEURITIS	3665	4	UP	

* New L20B+

#Data not available

Y NSC Criteria = Fever, Rapid Progress, Age < 48 months and OPV Doses <7

UP = Under process

Urgent (Field/NSC) / Inadequate specimens / Age 12-35 months / Zero OPV dose

OPending for genomic sequencing

Summary of Laboratory data for Environmental Surveillance- Pakistan (Jan 2011 to date)
Report for Epidemiological week= 35 (25 Aug – 31 Aug, 2013)



- Wild poliovirus type 1 (WPV1)
- Wild poliovirus type 3 (WPV3)
- ■ Mixture WPV1 & WPV3
- No WPV Isolated
- Under process
- X Scheduled sampling, sample not collected
- No sampling scheduled
- Mixture WPV1 & VDPV type 2

SUMMARY

Total Sites = 23

Total Samples Collected (2011-2012-2013) = 624

Total Samples with results available = 612

Total samples positive for Wild PV (2011-2012-2013) = **253** (136+88+29) (WPV1= 253)

Samples Positive for VDPV = 1 (Type 2 VDPV from KHI-Gadaap)

Comparison environmental sampling results 2012-13*

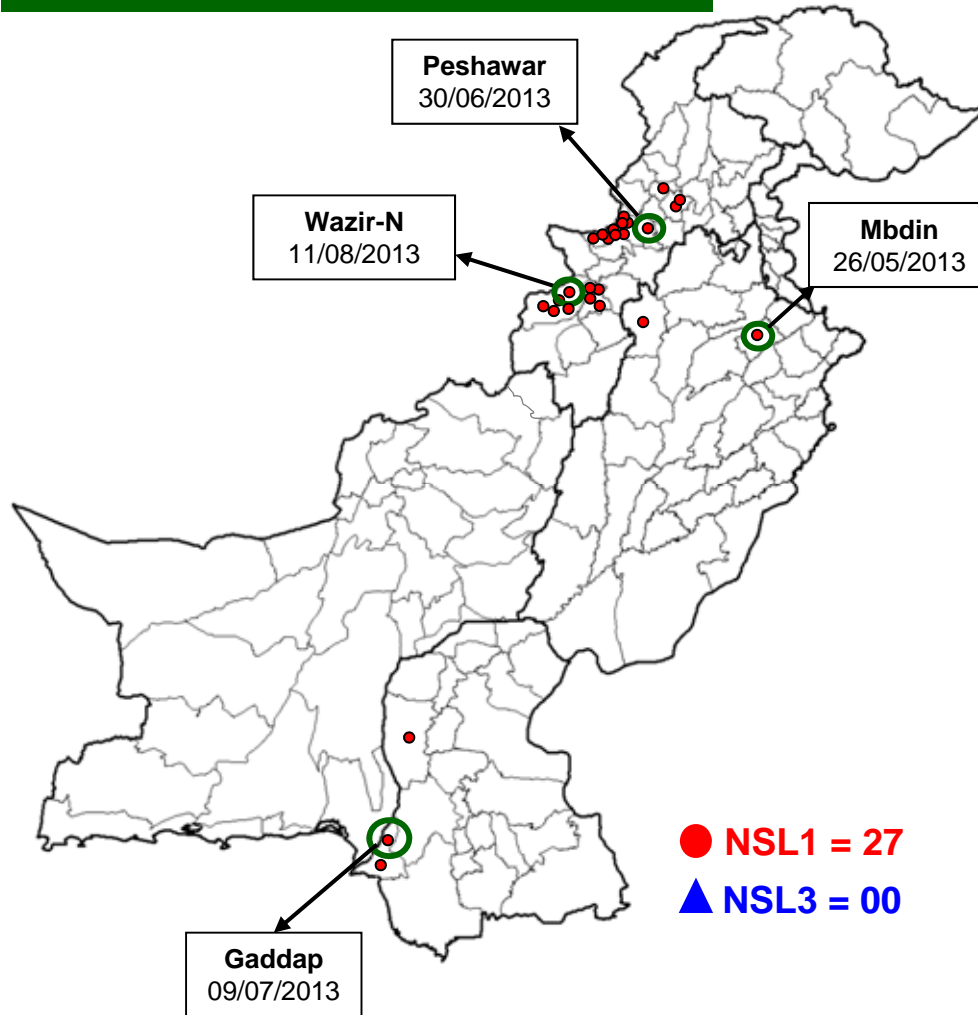
DISTRICT	2012			2013			Last isolate
	TOTAL	WILD		TOTAL	WILD		
	n	n	%	n	n	%	
LAHORE	24	16	67%	36	0	0%	20-Nov-12
MULTAN	24	4	17%	22	0	0%	18-Jun-12
RAWALPINDI	8	5	63%	7	2	29%	25-Jul-13
FAISALABAD	Sampling started from week 36			23	1	4%	03-Jan-13
KHIGIQBAL	16	2	13%	15	1	7%	22-Jul-13
KHIGADAP	24	11	46%	27	6	22%	13-Aug-13
KHIBALDIA	8	0	0%	7	0	0%	10-Jul-12
SUKKUR	9	6	67%	15	0	0%	05-Sep-12
HYDERABAD	2	2	100%	7	6	86%	10-Jul-13
PESHAWAR	16	12	75%	15	12	80%	07-Aug-13
QUETTA	16	2	13%	20	1	5%	20-Feb-13
PAKISTAN	147	60	41%	194	29	15%	13-Aug-13

*Comparison of samples up to 1st September, for both years with available results

Data source Polio RRL

Map1: Distribution of Wild Polio cases Pakistan 2013*

Districts/ Towns with Wild Polio cases = 12



Province/ Country	Date of Last Case		Number of cases 2013	
	P1	P3	P1	P3
PUNJAB	May, 2013	Jun, 2010	2	-
SINDH	July, 2013	Jan, 2010	3	-
KHYBER- PAKHTUNKHWA	Apr, 2013	Oct, 2010	5	-
FATA	Aug, 2013	Apr, 2012	17	-
BALUCHISTAN	Oct, 2012	Apr, 2010	-	-
AJK	-	Jun, 2000	-	-
GILGIT-BALTISTAN	Aug, 2012	-	-	-
ISLAMABAD	Sep, 2008	Sep, 2008	-	-
PAKISTAN	Aug, 2013	Apr, 2012	27	-

● NSL1 = 27

▲ NSL3 = 00

○ District with last polio case in province

Cases randomly placed
in districts

— Provincial Boundary
— Districts Boundary

* Afp.rec Data as of 29-08-2013

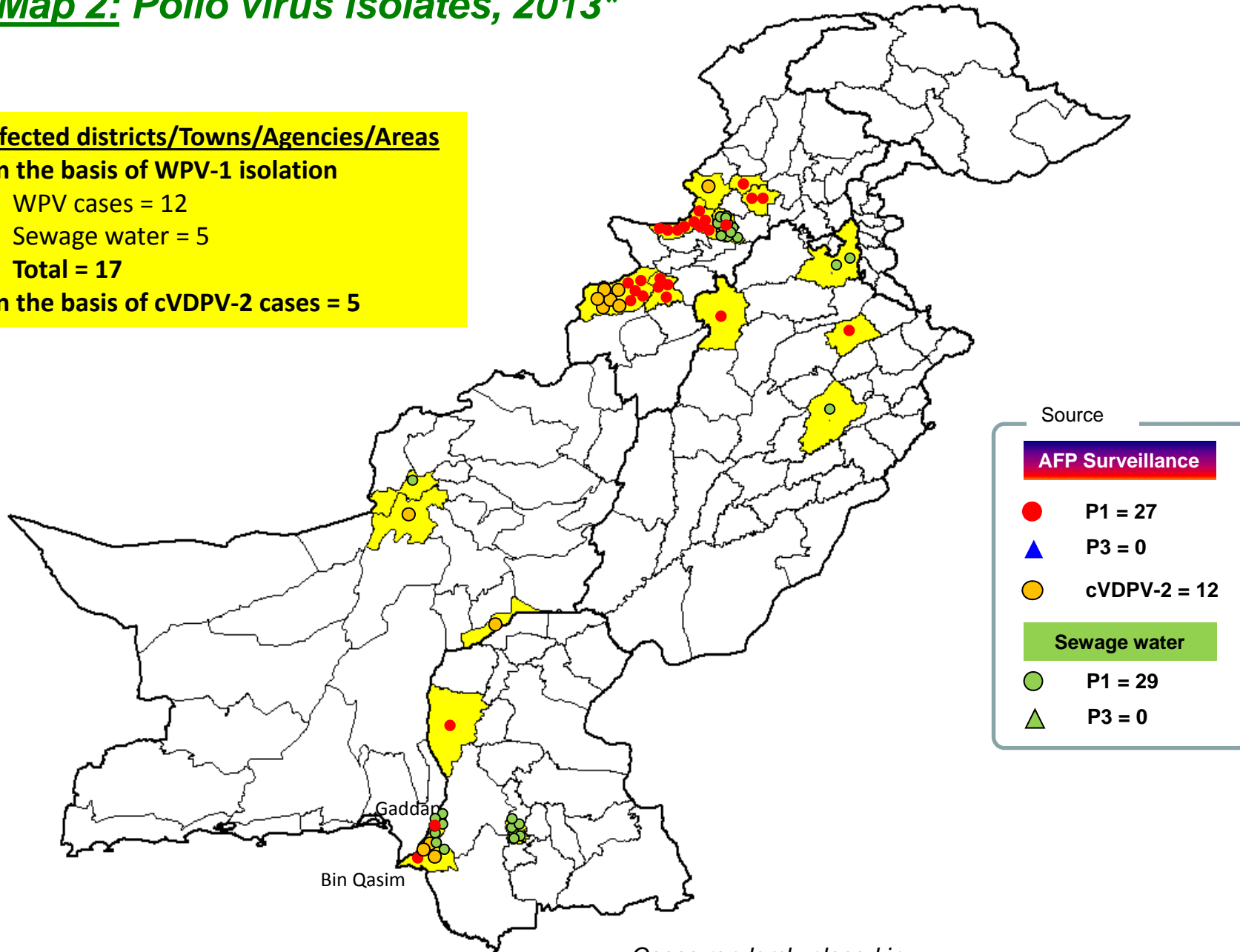
Map 2: Polio virus isolates, 2013*

Infected districts/Towns/Agencies/Areas

On the basis of WPV-1 isolation

- WPV cases = 12
- Sewage water = 5
- Total = 17

On the basis of cVDPV-2 cases = 5



Source

AFP Surveillance

- P1 = 27
- ▲ P3 = 0
- cVDPV-2 = 12

Sewage water

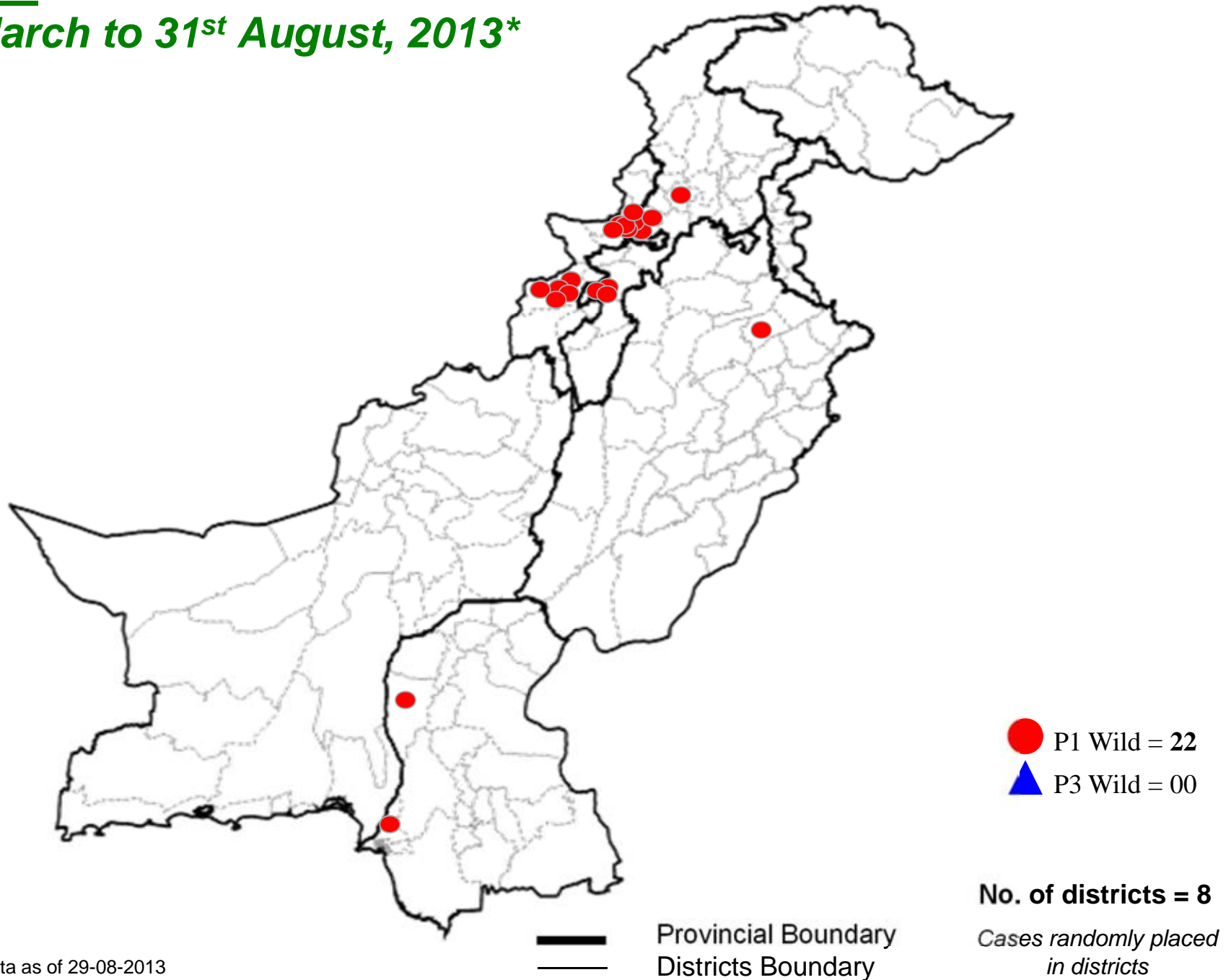
- P1 = 29
- ▲ P3 = 0

— Provincial Boundary
 — Districts Boundary

* Afp.rec Data as of 29-08-2013

Cases randomly placed in districts

Map 3: Wild Polio cases in the last 6 months from 1st March to 31st August, 2013*



* Afp.rec Data as of 29-08-2013

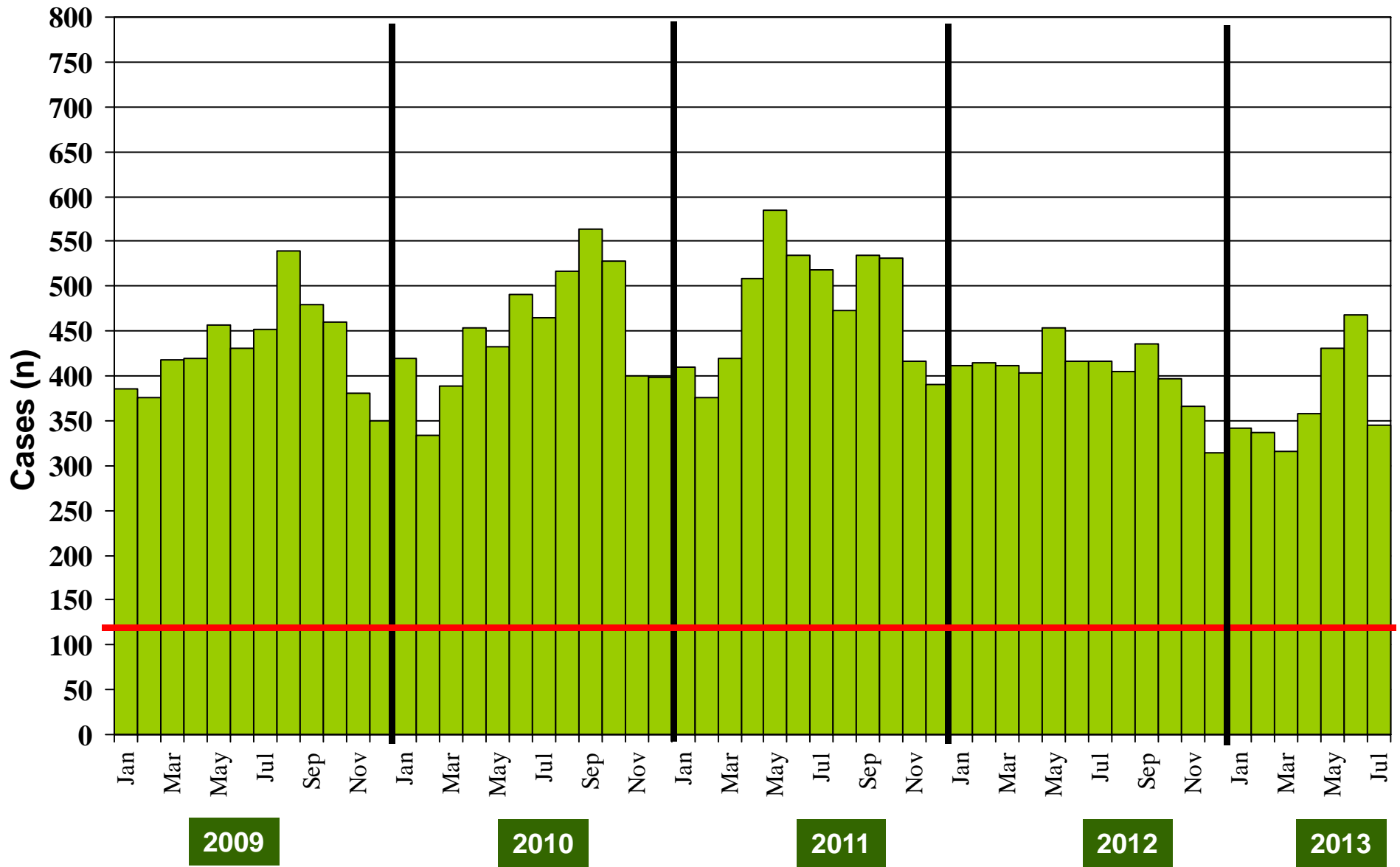
**Table 4: Distribution of AFP Cases By Week of Onset ^
Pakistan 2013* [Week number/Ending on]**

PROVINCE	W 20 18 May 2013	W 21 25 May 2013	W 22 01 June 2013	W 23 08 June 2013	W 24 15 June 2013	W 25 22 June 2013	W 26 29 June 2013	W 27 06 July 2013	W 28 13 July 2013	W 29 20 July 2013	W 30 27 July 2013	W 31 03 Aug 2013	W 32 10 Aug 2013	W 33 17 Aug 2013	W 34 24 Aug 2013
PUNJAB	53	56	45	62	61	47	41	44	48	44	35	51	27	43	16
SINDH	21	21	23	21	13	27	18	20	24	13	17	13	17	21	11
KP	10	12	36	21	21	14	13	17	19	18	21	16	11	18	3
FATA	7	5	2	6	6	1	4	7	7	2	5	2	13	4	2
BALUCHISTAN	7	7	6	7	4	8	5	3	3	5	3	2	3	7	5
AJK	2	0	1	2	1	2	1	2	0	1	2	0	0	2	0
GILGIT BILTISTAN	0	0	0	0	0	0	0	1	0	0	0	0	0	0	0
ISLAMABAD	0	2	0	2	0	0	0	1	0	0	1	0	0	1	0
PAKISTAN	100	103	113	121	106	99	82	95	101	83	84	84	71	96	37

* Afp.rec & Afplab.rec: Data as of 29-08-2013

^ MMWR Epidemiological Weeks

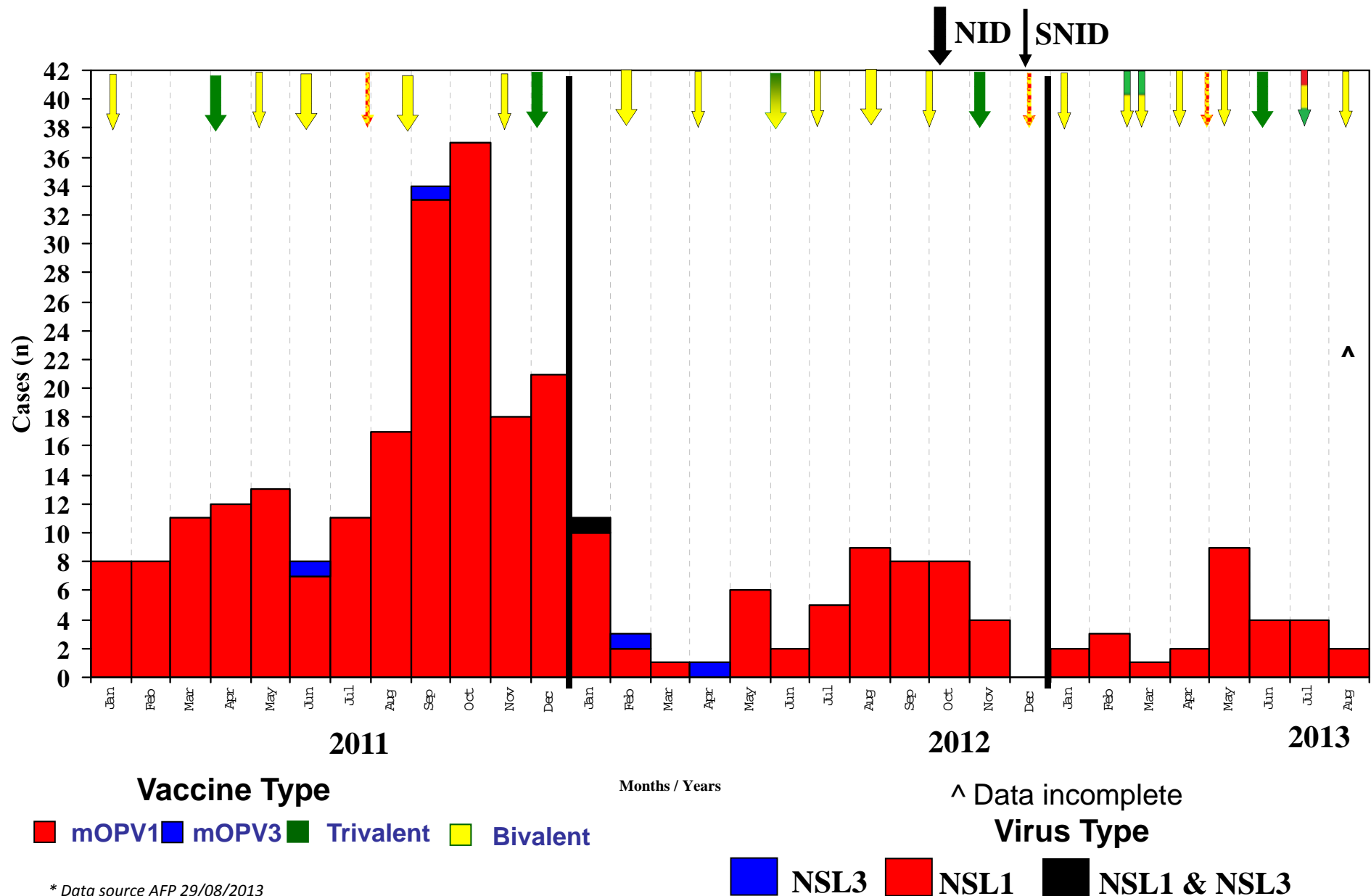
Graph 1: Distribution of AFP Cases by Month, Pakistan 2009-2013*



@ Non-polio AFP rate of 2/100,000 children < 15 years

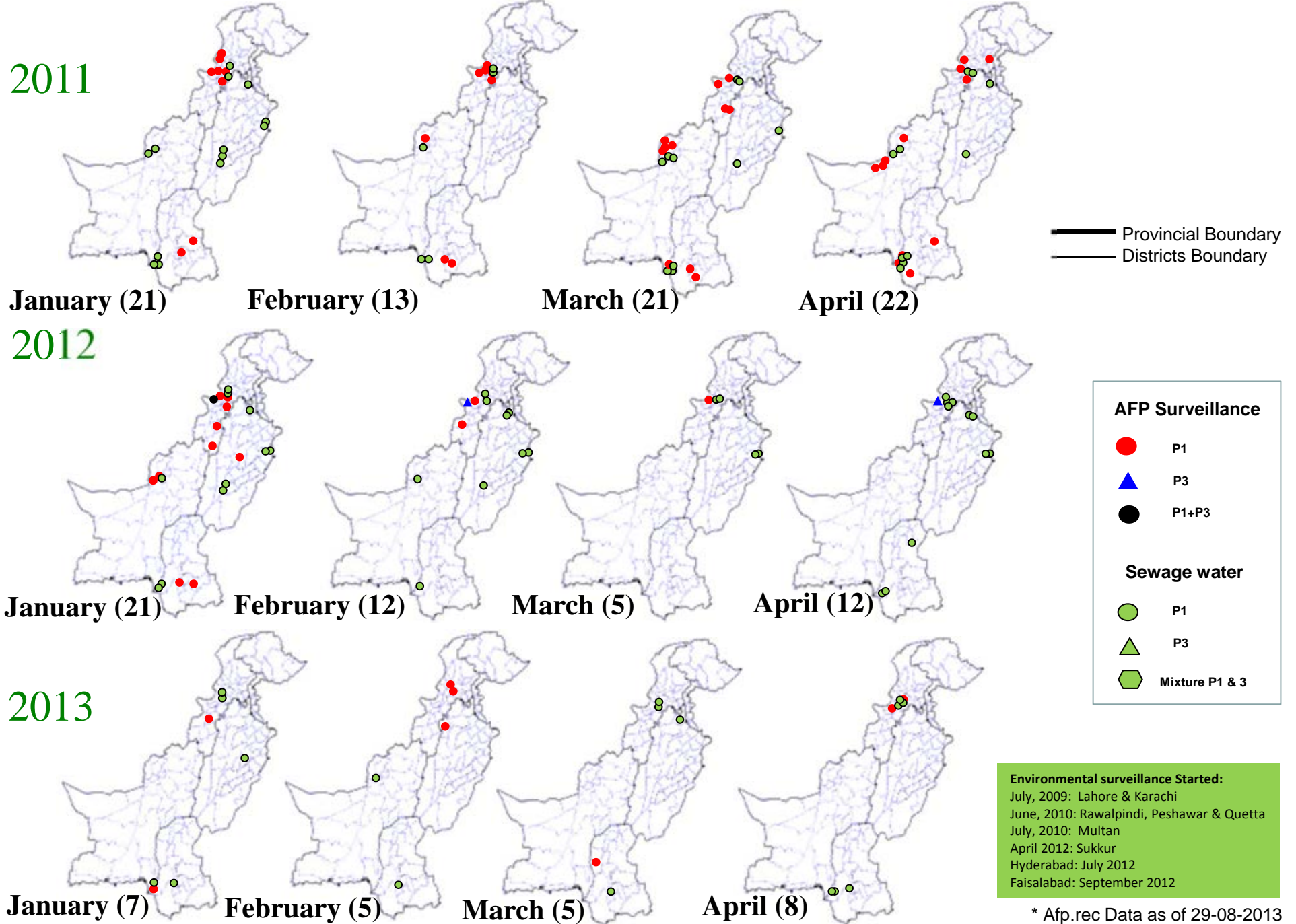
*Afp.rec Data as of 29-08-2013

Confirmed Polio Cases By Poliovirus Type, 2011-2013*

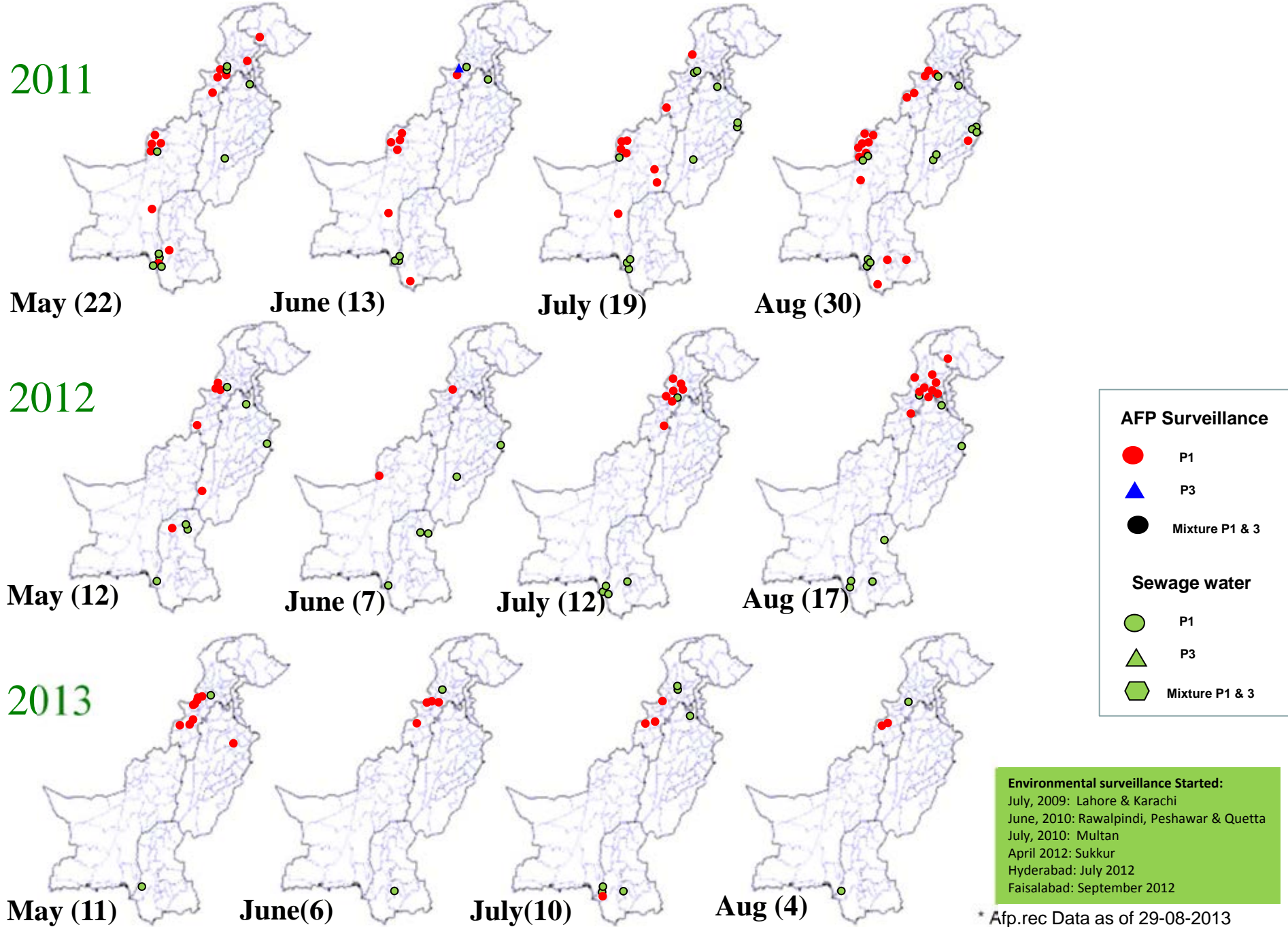


* Data source AFP 29/08/2013

Map 4: Monthly Comparison of P1 & P3 Polio Cases/Isolates 2011-2013*

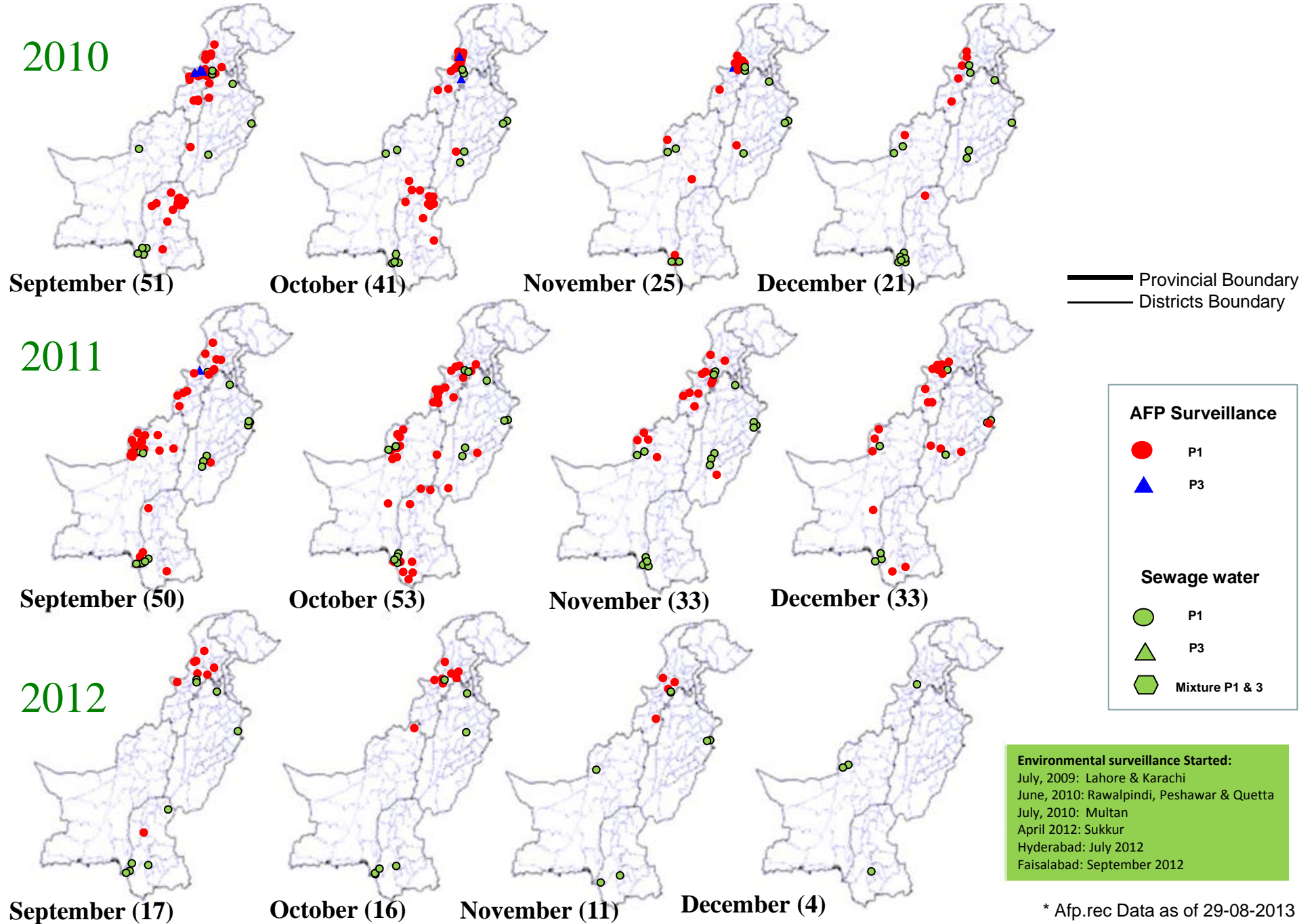


Map 4.1: Monthly Comparison of P1 & P3 Polio Cases/Isolates 2011-2013*



* Afp.rec Data as of 29-08-2013

Map 4.2: Monthly Comparison of P1 & P3 Polio Cases/Isolates 2010-2012*

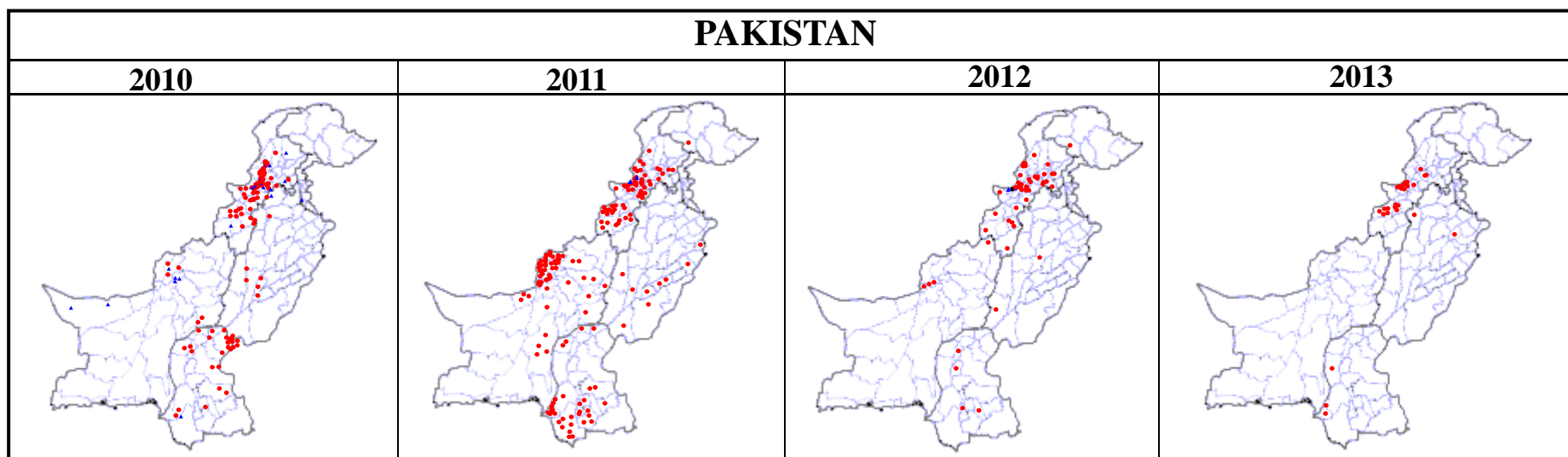


* Afp.rec Data as of 29-08-2013

Table 5: Polio Eradication Update, Pakistan 2010-2013*

Province/Region	Polio 1				Polio 3				Total Wild			
	2010	2011	2012	2013	2010	2011	2012	2013	2010	2011	2012	2013
PUNJAB	6	9	2	2	1	0	-	-	7	9	2	2
SINDH	26	33	4	3	1	0	-	-	27	33	4	3
KP	19	23	27	5	5	0	-	-	24	23	27	5
FATA^	63	57	17	17	11	2	2	-	74	59	20^	17
BALUCHISTAN	6	73	4	-	6	0	-	-	12	73	4	-
AJK	0	0	-	-	0	0	-	-	0	0	-	-
Gilgit-Baltistan	0	1	1	-	0	0	-	-	0	1	1	-
ISLAMABAD	0	0	-	-	0	0	-	-	0	0	-	-
PAKISTAN	120	196	55	27	24	2	2	-	144	198	58	27

^ FATA reported mixture of NSL1 & NSL3



* Afp.rec Data as of 29-08-2013

Table 6: Vaccination status of non polio AFP cases age 6-59 months 2010-2013*

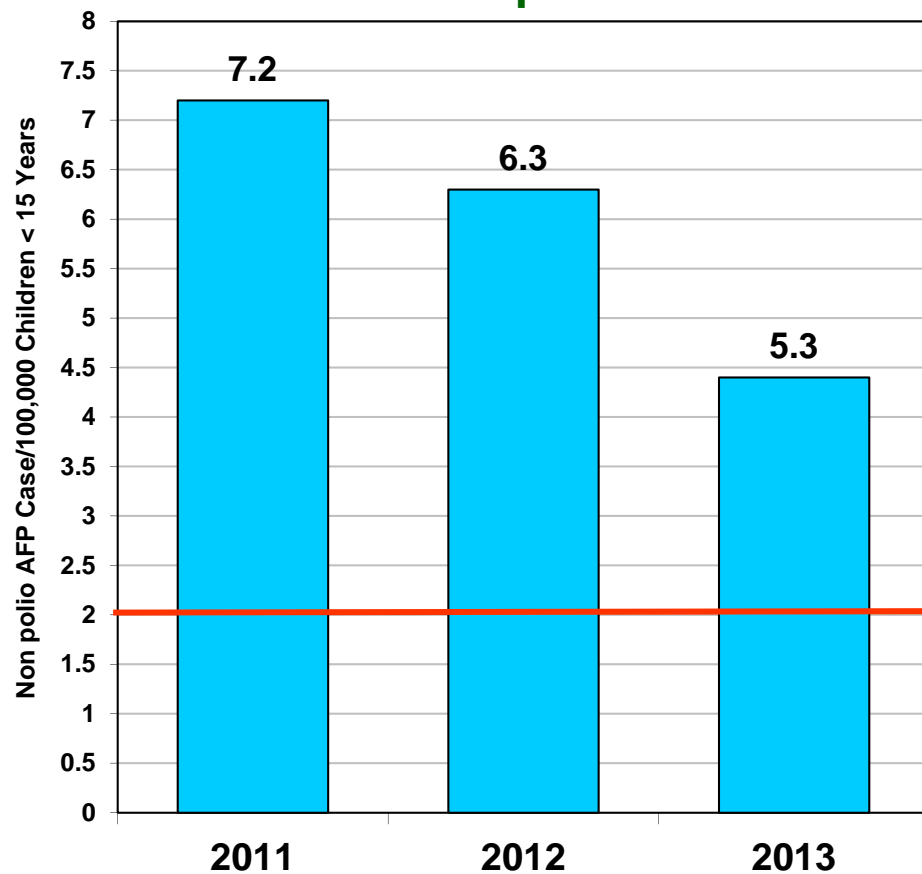
REGION	0 dose				1-2 doses				3 doses				4-6 doses				7+ doses			
	10	11	12	13	10	11	12	13	10	11	12	13	10	11	12	13	10	11	12	13
Central Punjab	0%	0%	0%	0%	1%	1%	0%	0%	1%	2%	0%	1%	7%	6%	4%	9%	91%	92%	95%	89%
North Punjab	0%	0%	0%	0%	0%	1%	0%	0%	2%	1%	0%	0%	6%	5%	4%	4%	91%	93%	96%	96%
South Punjab	0%	0%	0%	0%	1%	0%	0%	0%	0%	1%	0%	0%	5%	5%	4%	5%	94%	93%	96%	94%
PUNJAB	0%	0%	0%	0%	1%	1%	0%	0%	1%	1%	0%	0%	6%	5%	4%	7%	92%	93%	96%	92%
Karachi	2%	4%	1%	0%	0%	1%	1%	4%	3%	0%	2%	0%	7%	6%	6%	6%	88%	88%	90%	91%
North Sindh	0%	0%	0%	0%	1%	1%	0%	0%	0%	0%	1%	0%	4%	5%	4%	5%	95%	94%	94%	95%
South Sindh	0%	1%	0%	0%	1%	1%	1%	1%	1%	0%	2%	1%	9%	6%	4%	9%	89%	93%	93%	89%
SINDH	1%	1%	0%	0%	1%	1%	1%	1%	1%	0%	1%	0%	7%	6%	4%	7%	91%	92%	93%	92%
Central Khyber Pakhtunkhwa	1%	1%	2%	1%	0%	1%	1%	1%	1%	0%	0%	1%	2%	3%	2%	1%	97%	95%	95%	97%
North Khyber Pakhtunkhwa	2%	1%	2%	0%	1%	2%	2%	1%	2%	1%	2%	1%	6%	7%	9%	6%	89%	90%	85%	92%
South Khyber Pakhtunkhwa	3%	2%	2%	0%	3%	4%	1%	0%	3%	4%	1%	0%	14%	7%	9%	6%	76%	83%	87%	94%
Khyber Pakhtunkhwa	1%	1%	2%	1%	1%	2%	1%	1%	2%	1%	1%	1%	6%	5%	6%	4%	90%	91%	89%	95%
FATA	14%	14%	18%	32%	11%	10%	6%	4%	6%	5%	3%	9%	18%	11%	12%	5%	51%	61%	62%	49%
North Balochistan	12%	4%	12%	14%	0%	12%	10%	14%	4%	23%	3%	2%	12%	12%	17%	17%	72%	50%	57%	52%
Quetta Block	0%	31%	14%	11%	11%	10%	10%	11%	0%	3%	0%	0%	9%	14%	14%	11%	81%	43%	62%	68%
Rest of Balochistan	6%	7%	9%	8%	2%	2%	6%	4%	2%	5%	5%	4%	11%	10%	10%	23%	78%	76%	70%	62%
BALUCHISTAN	5%	16%	8%	10%	4%	6%	8%	9%	2%	6%	3%	4%	11%	12%	17%	16%	78%	60%	64%	62%
PAKISTAN	1%	2%	1%	2%	1%	1%	1%	1%	1%	1%	1%	1%	7%	6%	5%	7%	89%	89%	92%	90%

* Afp.rec Data as of 29-08-2013

Key Surveillance Indicators; 2011-2013*

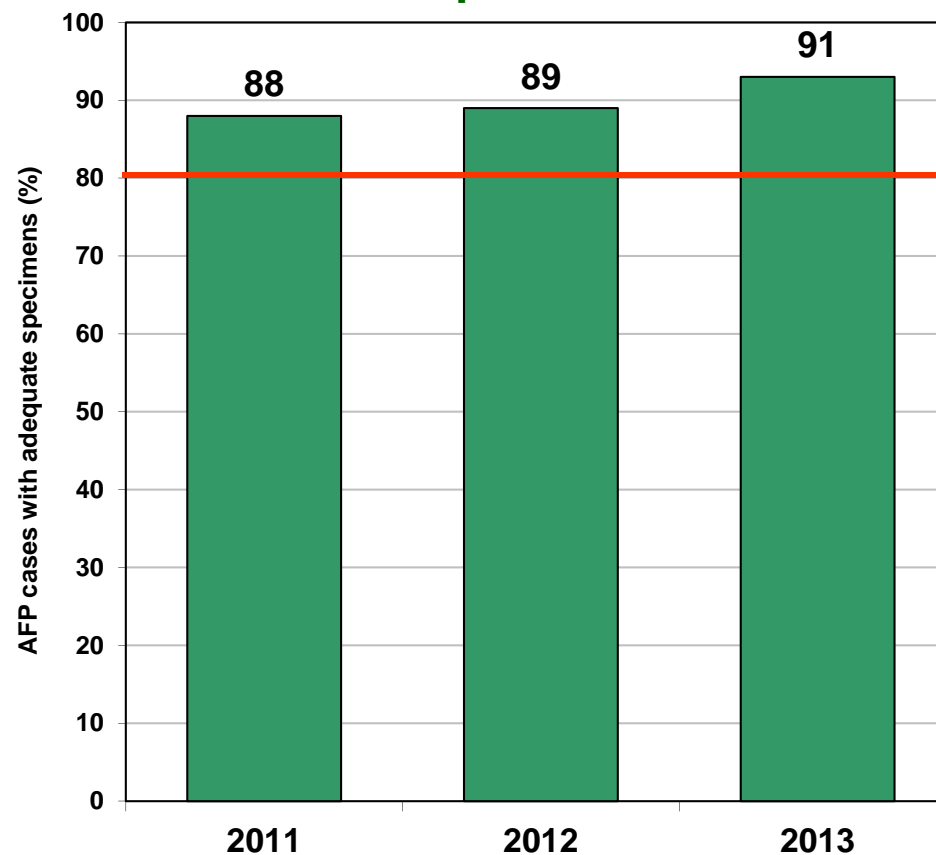
(Non polio AFP rate and % AFP cases with adequate specimens)

Graph 3



■ Non Polio AFP Rate

Graph 4



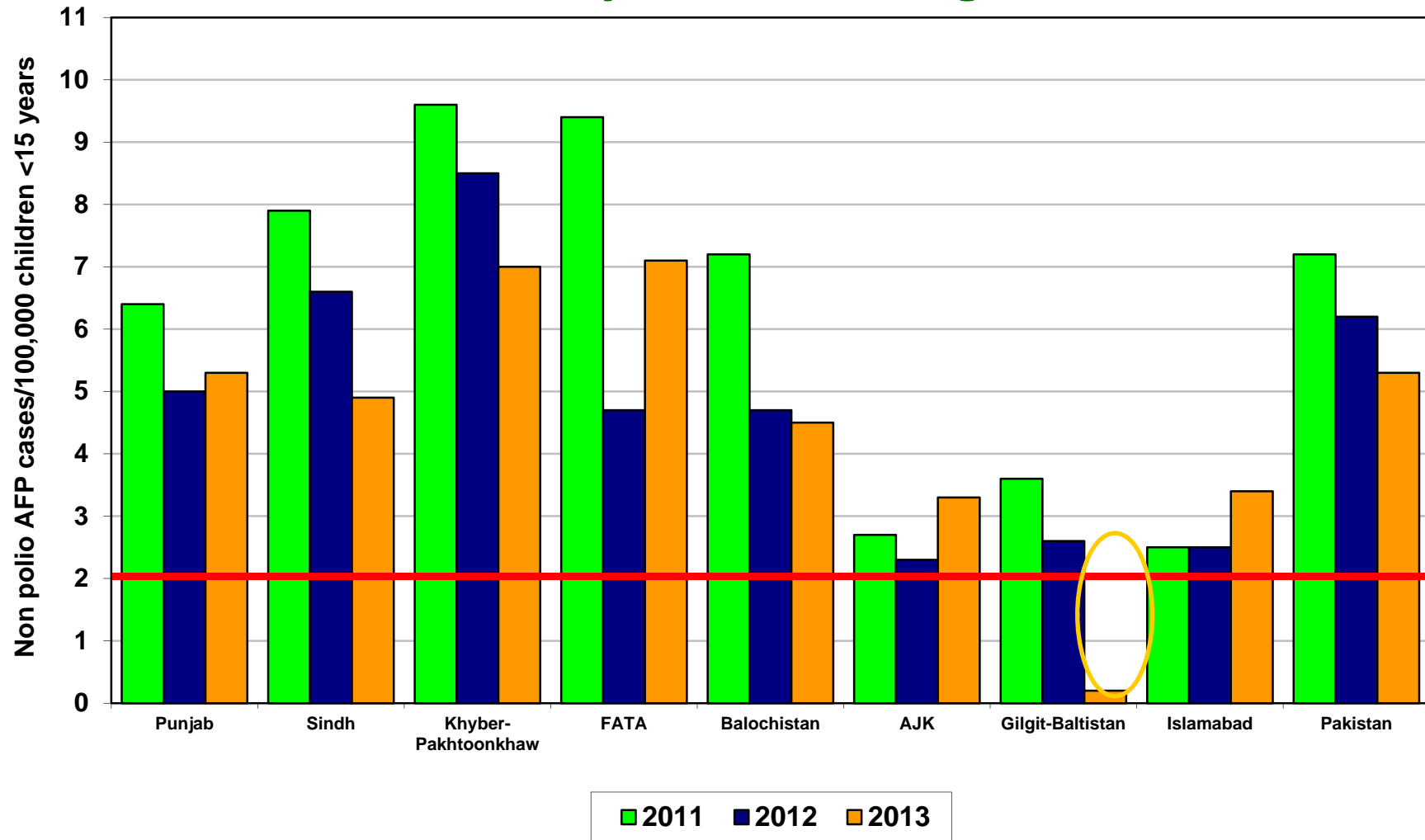
■ % AFP with Adequate Specimens

— Target

Non Polio AFP rate Up to Week No. 34 ended on 24th August, 2013

* Afp.rec Data as of 29-08-2013

Non Polio AFP Rate By Province/Regions, 2011-2013*

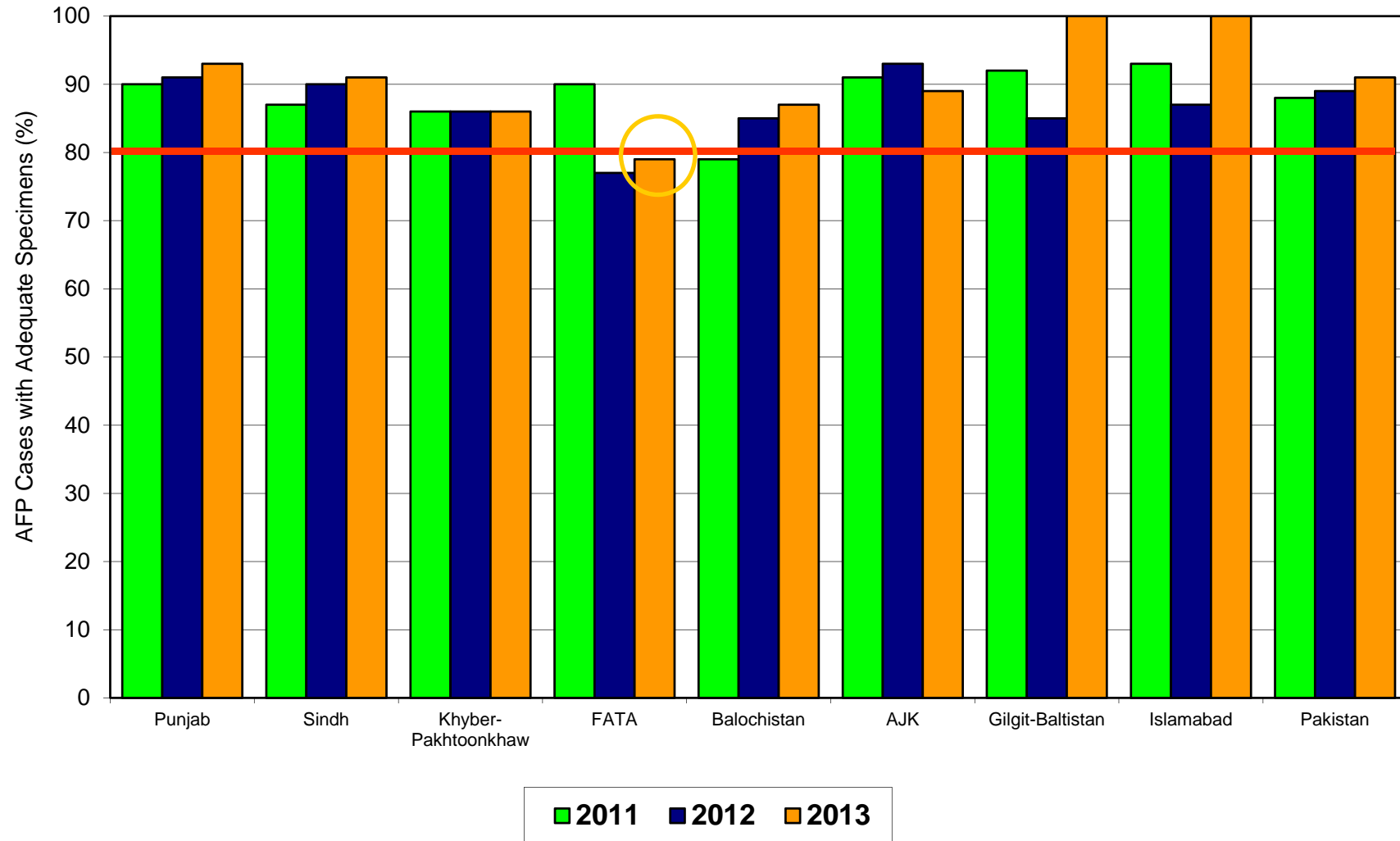


Non Polio AFP rate Up to Week No. 34 ended on 24th August, 2013

 Target Non-Polio AFP Rate 2/ 100000 < 15 years of the age

* Data source AFP 29/08/2013

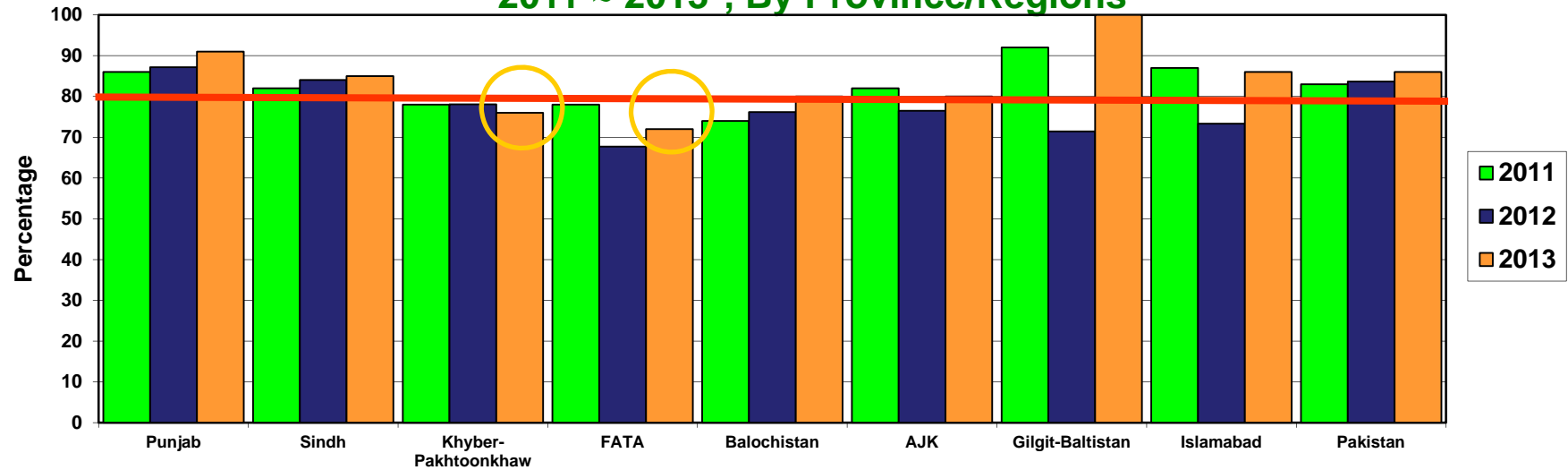
Percent AFP Cases with Adequate Specimens By Province/Regions, 2011-2013*



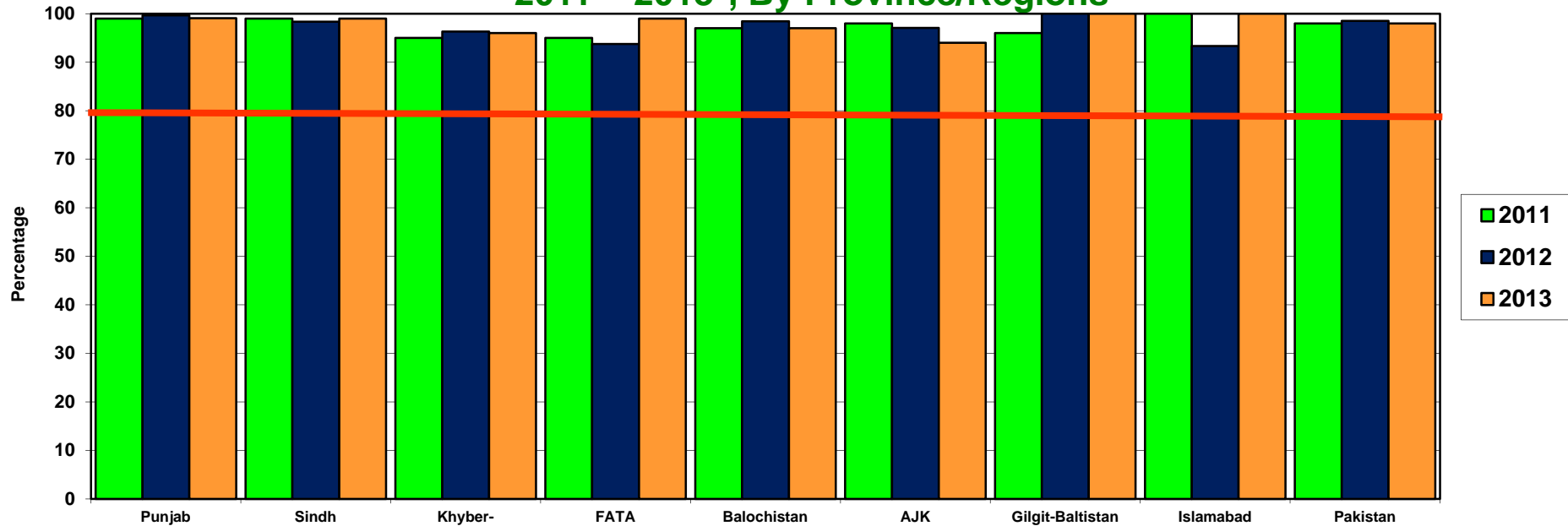
* Data source AFP 29/08/2013

Target Adequate Sample cases = 80%

**Graph 5: Percent AFP Cases Notified within 07 days of paralysis onset
2011 ~ 2013*, By Province/Regions**



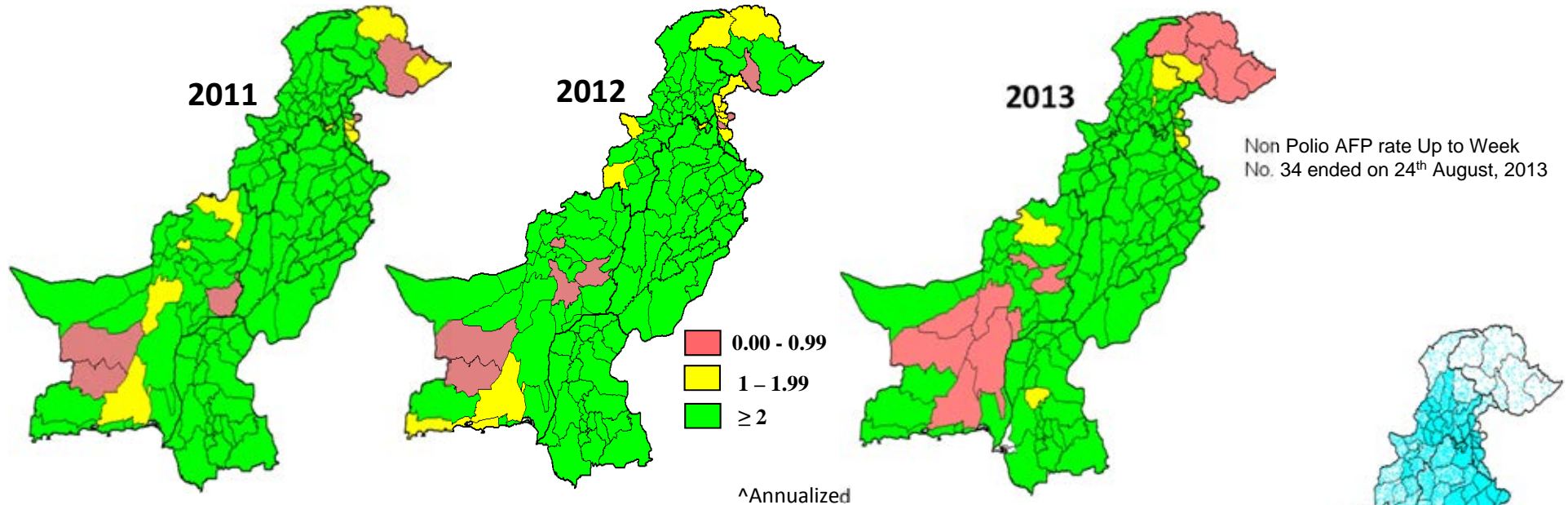
**Graph 6: Percent AFP Cases Investigated within 48 hours of notification
2011 ~ 2013*, By Province/Regions**



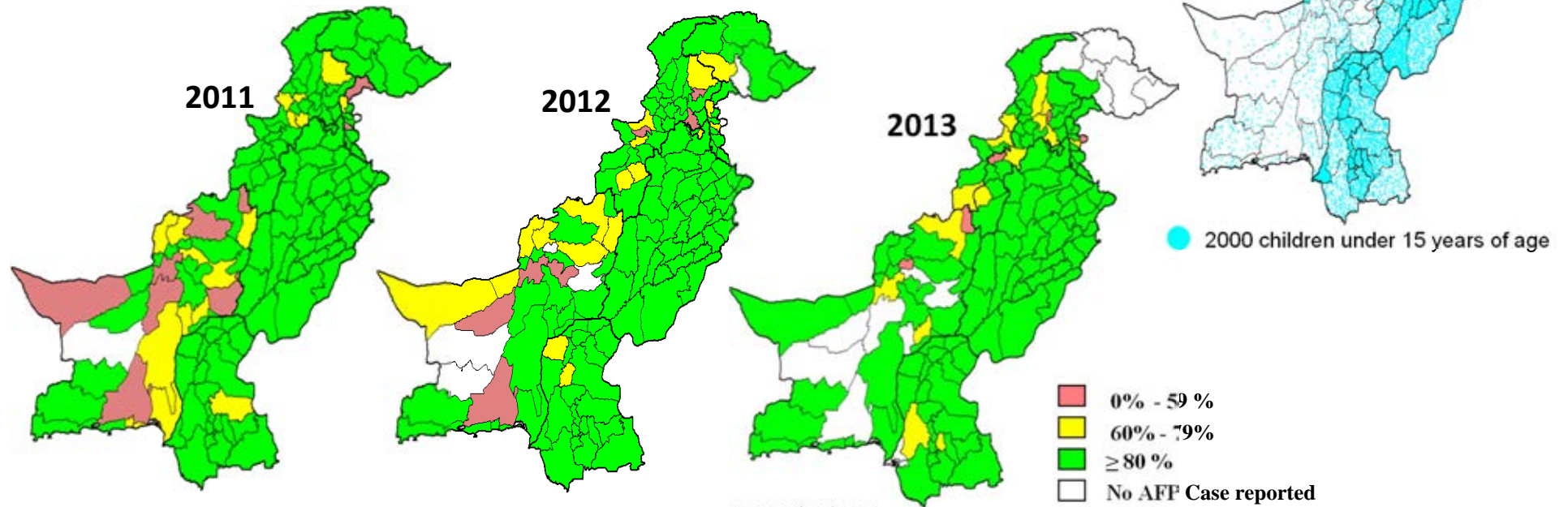
* Afp.rec Data as of 29-08-2013

— Target

Non-Polio[^] AFP Rate by District



Percent AFP Cases with Adequate Specimens, by District



* Data source AFP 29/08/2013

Table 7: AFP CASES PENDING FOR CLASSIFICATION WITH DATE OF ONSET MORE THAN 90 DAYS* 2013 (1/2)

S. No	DISTRICT	TEHSIL	EPID	SEX	AGE	DONSET	DOSESE	DSTOOL1	DSTOOL2	LAB	FEVER	ASVM	PROG	FUP	PEND (DAYS)
1	KARAK	KARAK	KP/51/13/005	F	13	01-01-13	7+	15-02-13	17-02-13	EV	N	Y	Y	Y	240
2	KHYBER	LANDI KOTAL	FT/34/13/003	M	84	10-02-13	7+	25-02-13	27-02-13	NVI	Y	N	Y		200
3	KHYBER	JAMRUD	FT/34/13/004	F	16	22-01-13	7+	05-03-13	06-03-13	EV	Y	Y	Y		219
4	MARDAN	MARDAN	KP/40/13/007	M	29	17-01-13	7+	06-02-13	07-02-13	EV	Y	Y	Y	Y	224
5	PESHAWAR	PESHAWAR	KP/30/13/008	M	96	15-01-13	7+	26-02-13	27-02-13	NVI	N	N	Y	Y	226
6	SWAT	SWAT	KP/24/13/004	M	120	20-02-13	7+	Child Died Before Stool Collection			Y	N	Y	DIED	190
7	WAZIR-N	MIRAN SHAH	FT/64/13/001	M	96	08-02-13	6	13-02-13		NVI	Y	N	Y	DIED	202
8	FAISALABAD	JARANWALA	PB/51/13/045	F	10	01-03-13	1	Late Notified			N	Y	Y	Y	181
9	FAISALABAD	TANDLIAN WALA	PB/51/13/049	F	18	22-05-13	7+	27-06-13	28-06-13	NVI	Y	Y	UK	Y	99
10	LODHRAN	LODHRAN	PB/64/13/035	M	84	22-05-13	7+	14-07-13	15-07-13	NVI	N	N	Y	Y	99
11	MULTAN	JALALPUR PIRWALA	PB/61/13/046	M	76	18-05-13	7+	17-06-13	19-06-13	NVI	Y	Y	Y	Y	103
12	MUZFARGARH	ALIPUR	PB/83/13/054	M	30	25-04-13	7+	Late Notified			Y	Y	Y	Y	126
13	OKARA	DEPALPUR	PB/34/13/031	M	24	27-05-13	7+	07-07-13	08-07-13	EV	N	Y	Y	Y	94
14	RAWALPINDI	RAWALPINDI	PB/11/13/028	M	132	13-05-13	7+	03-06-13	05-06-13	NVI	N	N	Y	Y	108
15	SHEIKUPURA	FEROZEWALA	PB/33/13/030	M	144	22-05-13	7+	14-06-13	15-06-13	NVI	N	Y	Y	Y	99
16	HYDERABAD	HYDERABAD RURAL	SD/21/13/006	M	84	01-04-13	7+	Child Died Before Stool Collection			Y	N	Y	DIED	150
17	JACOBABAD	THUL	SD/53/13/013	M	156	16-05-13	7+	11-06-13	15-06-13	NVI	Y	Y	Y	Y	105
18	JAMSHORO	T.B.KHAN	SD/25/13/009	F	18	03-05-13	7+	25-05-13	12-06-13	NVI	N	N	Y	Y	118
19	KAMBAR	WARAH	SD/55/13/006	M	96	01-01-13	7+	Late Notified			N	Y	Y	Y	240
20	KAMBAR	SIJAWAL	SD/55/13/019	F	3	22-05-13	1	09-07-13	10-07-13	EV	Y	Y	Y		99
21	KASHMORE	KANDHKOT	SD/54/13/002	M	54	27-05-13	7+	Late Notified			N	N	Y		94
22	KHIJAMSHEED	JAMSHEED	SD/66/13/004	F	60	01-05-13	7+	Child Died Before Stool Collection			Y	N	Y	DIED	120
23	KHISADDAR	SADDAR	SD/77/13/004	F	38	05-04-13	7+	10-05-13	11-05-13	NVI	N	N	Y	Y	146
24	NFEROZ	BHIRIA	SD/45/13/003	F	144	05-02-13	7+	Child Died Before Stool Collection			Y	Y	Y	DIED	205
25	NFEROZ	MORO	SD/45/13/013	F	54	10-05-13	7+	01-06-13	02-06-13	NVI	N	Y	Y	Y	111
26	SANGHAR	KHIPRO	SD/32/13/005	M	144	05-03-13	7+	Late Notified			N	N	Y	Y	177
27	T.ALLAHYAR	TANDO ALLAHYAR	SD/27/13/009	M	4	28-05-13	4	24-06-13	25-06-13	NVI	Y	Y	Y	Y	93
28	THATTA	SUJAWAL	SD/22/13/027	M	48	20-05-13	7+	23-06-13	25-06-13	NVI	Y	N	Y		101
29	BANNU	BANNU	KP/61/13/010	M	53	30-04-13	7+	Late Notified			Y	N	N	Y	121
30	BUNIR	DAGGAR	KP/22/13/008	M	35	12-03-13	7+	01-04-13	02-04-13	NVI	Y	Y	Y	Y	170
31	BUNIR	DAGGAR	KP/22/13/007	M	132	28-02-13	7+	30-03-13	31-03-13	NVI	N	N	Y	Y	182
32	BUNIR	DAGGAR	KP/22/13/015	M	72	01-01-13	7+	Late Notified			Y	Y	Y	Y	240
33	DIKHAN	KULACHI	KP/60/13/013	F	18	22-04-13	5	16-06-13	17-06-13	VACC	N	Y	Y	Y	129
34	DIRLOWER	SAMAR BAGH	KP/23/13/015	F	13	30-01-13	7+	Late Notified			Y	Y	Y	Y	211
35	HARIPUR	HARIPUR	KP/12/13/005	M	66	18-01-13	7+	19-02-13	20-02-13	EV	N	N	Y	Y	223
36	HARIPUR	HARIPUR	KP/12/13/012	F	20	18-04-13	7+	19-05-13	20-05-13	EV	Y	Y	Y	Y	133
37	KOHAT	LACHI	KP/50/13/012	M	96	28-05-13	7+	26-06-13	27-06-13	NVI	N	N	Y	Y	93
38	KOHAT	LACHI	KP/50/13/015	M	21	15-05-13	7+	Late Notified			Y	Y	Y		106
39	LAKKIMRWT	LAKKIMRWT	KP/62/13/018	M	26	22-05-13	7+	21-06-13	22-06-13		N	Y	Y	Y	99
40	MANSEHRA	MANSEHRA	KP/14/13/005	M	168	17-03-13	7+	Child Died Before Stool Collection			N	N	Y	DIED	165
41	MARDAN	TAKHT BHAI	KP/40/13/034	M	5	10-03-13	6	Late Notified			N	Y	UK	Y	172
42	NOWSHERA	NOWSHERA	KP/32/13/012	F	108	15-03-13	7+	Child Died Before Stool Collection			Y	N	Y	DIED	167

€ Based on recall of parents

* Afp.rec Data as of 29-08-2013

60 days Follow-up not done

FUP = Residual Weakness at 60 days follow up.

Table 7.1: AFP CASES PENDING FOR CLASSIFICATION WITH DATE OF ONSET MORE THAN 90 DAYS* 2013 (2/2)

S. No	DISTRICT	TEHSIL	EPID	SEX	AGE	DONSET	DOSE€	DSTOOL1	DSTOOL2	LAB	FEVER	ASPM	PROG	FUP	PEND (DAYS)
43	PESHAWAR	PESHAWAR	KP/30/13/022	F	22	06-02-13	7+	Late Notified			N	N	N	Y	204
44	PESHAWAR	PESHAWAR	KP/30/13/026	M	24	17-04-13	0	17-05-13	19-05-13	EV	Y	Y	Y	Y	134
45	PESHAWAR	PESHAWAR	KP/30/13/039	F	54	03-05-13	7+	14-06-13	15-06-13	EV	Y	Y	Y	Y	118
46	SHANGLA	MARTOONG	KP/26/13/001	M	72	08-01-13	7+	Late Notified			Y	Y	Y	LOST	233
47	SWAT	SWAT	KP/24/13/006	F	132	02-04-13	7+	10-04-13		NVI	N	N	Y	DIED	149
48	SWAT	SWAT	KP/24/13/009	M	16	19-04-13	7+	14-05-13	15-05-13	NVI	Y	N	N	Y	132
49	SWAT	SWAT	KP/24/13/012	F	120	30-03-13	7+	27-05-13	28-05-13	NVI	N	N	Y		152
50	TANK	TANK	KP/63/13/005	M	42	25-02-13	7+	27-04-13	28-04-13	NVI	Y	N	UK	Y	185
51	KABDULAH	CHAMAN	BN/14/13/005	F	25	30-05-13	7+	14-06-13	15-06-13	NVI	Y	N	Y		91
52	MASTUNG	MASTUNG	BN/51/13/001	M	9	25-05-13	0	12-06-13	14-06-13	EV	Y	Y	Y		96
53	QUETTA	QUETTA CITY	BN/11/13/006	F	9	12-04-13	7+	27-05-13	28-05-13	NVI	N	Y	Y	Y	139
54	QUETTA	QUETTA CITY	BN/11/13/008	F	156	27-05-13	7+	Late Notified			N	N	Y	Y	94
55	ZHOB	ZHOB	BN/21/13/002	F	84	05-05-13	7+	30-05-13	31-05-13	NVI	Y	Y	Y	Y	116
56	BAGH	BAGH	AJ/50/13/001	M	80	23-01-13	7+	17-02-13	18-02-13	NVI	N	N	Y	Y	218
57	BAJOUR	MAMUND	FT/33/13/007	M	45	02-01-13	7+	Late Notified			N	Y	Y	Y	239
58	KHYBER	LANDI KOTAL	FT/34/13/005	M	132	09-03-13	7+	12-03-13		EV	N	N	Y		173
59	KHYBER	JAMRUD	FT/34/13/002	F	24	18-01-13	7+	21-02-13	23-02-13	NVI	N	Y	Y		223
60	MOHMAND	PINDIALI	FT/35/13/006	F	17	05-05-13	7+	17-06-13	18-06-13	NVI	Y	Y	Y		116
61	MOHMAND	UPPER MOHMAND	FT/35/13/003	F	18	18-04-13	7+	07-05-13	08-05-13	NVI	Y	Y	Y		133
62	MOHMAND	PINDIALI	FT/35/13/002	M	24	13-03-13	7+	28-03-13	29-03-13	VACC	UK	Y	Y		169
63	WAZIR-N	MIRAN SHAH	FT/64/13/007	M	48	25-04-13	5	10-05-13	12-05-13	NVI	Y	N	Y	Y	126

€ Based on recall of parents

* Afp.rec Data as of 29-08-2013

60 days Follow-up not done

FUP = Residual Weakness at 60 days follow up.