



**World Health
Organization**

**Weekly
AFP Surveillance Update
Pakistan**

Week 30 (*Ended on 27th July, 2013*)

AFP Surveillance



***National Surveillance Cell
Federal EPI***

World Health Organization Country Office,
Chak Shahzad, Park Road,
Islamabad, Pakistan

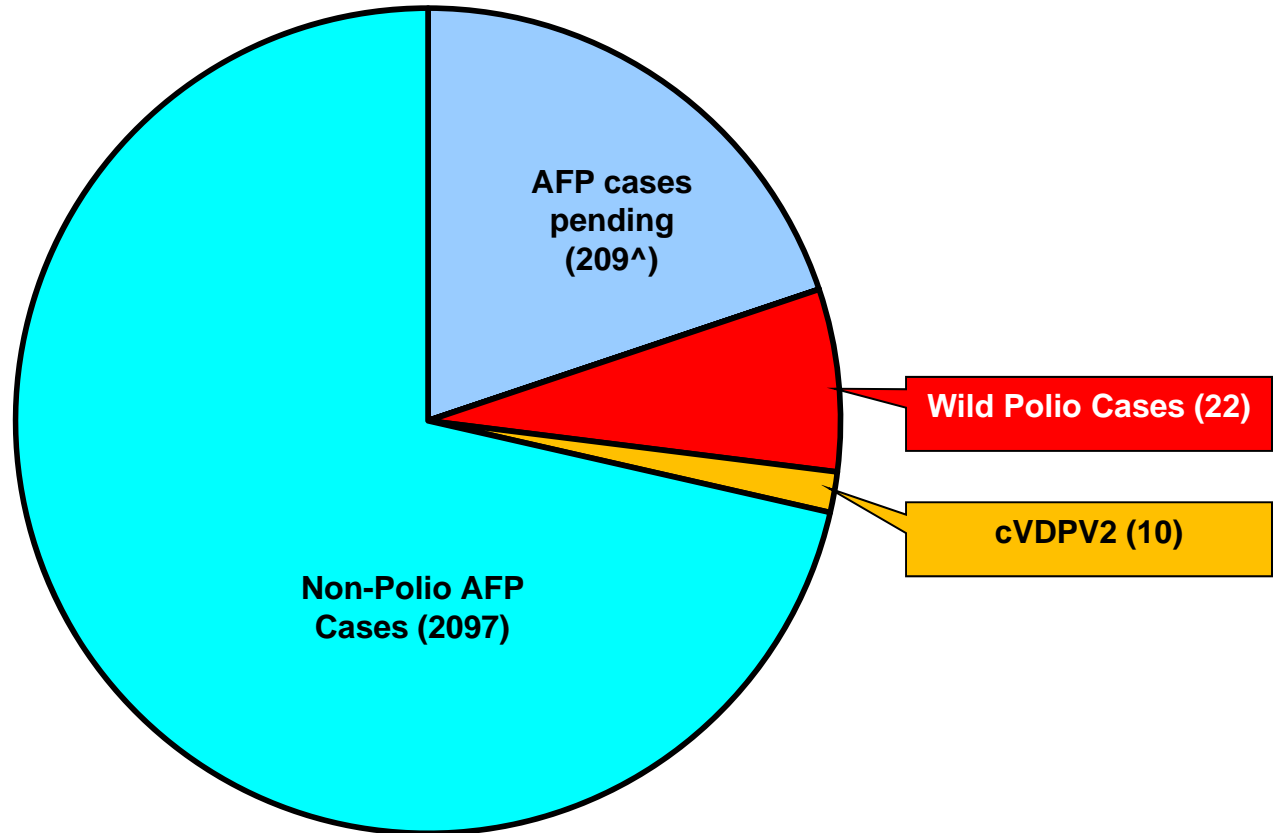
Tel: +92-51 9255123 / 9255282 /9255184

Fax: +92-51 9255274

Email: epidata@pak.emro.who.int

Web site: www.whopak.org

AFP Case Profile, 2013*



Total AFP Cases Reported = 2338

[^]39 Inadequate cases pending classification by ERC;
[^]61 Inadequate cases not due for FUP
[^]109 Pending in the Lab

Comparison of polio cases by province/region 2012[§] & 2013*

Region/ Province	No. of polio cases		No. of infected districts/towns		Last polio case
	2012	2013	2012	2013	
Khyber Pakhtunkhwa	8	5	6	4	30-June-13
FATA / FR Areas	13	13	4	3	03-July-13
Sindh	3	2	3	2	22-Mar-13
Balochistan	3	-	1	-	02-Oct-12
Punjab	2	2	2	2	26-May-13
Pakistan	29	22	16	11	03-July-13

Five additional districts/town declared infected based on environmental samples 2013

Total polio cases of 2012 are 58

* Afp.rec Data as of 29-07-2013

§Based on date of onset

Table 1: List of Confirmed Polio Cases, Pakistan 2013*

S.NO.	PROVINCE/ REGION	DISTRICT	TEHSIL	EPID NO.	SEX	AGE (m)	DATE ONSET OF PARALYSIS	NO. OPV DOSES (based on parents recall)		FEVER	Asymmetric Paralysis	Rapid Progression	REFUSAL	W/PV TYPE	GENETICS
								Route	SIA's						Cluster
1	SINDH	BIN QASIM	BIN QASIM	SD/62/13/001	M	24	14-Jan-13	0	0	N	Y	Y	Y	NSL1	R4
2	KP	BANNU	BANNU	NW/61/13/002	M	13	26-Jan-13	0	0	Y	N	Y	Y	NSL1	R4
3	KP	MALAKAND	DARGAI	NW/20/13/006	F	3	08-Feb-13	2	2	Y	N	Y	N	NSL1	R4
4	KP	MARDAN	MARDAN	NW/40/13/009	M	30	12-Feb-13	3	7+	Y	N	Y	N	NSL1	R4
5	PUNJAB	MIWANWALI	ISAKHEL	PB/43/13/005	F	36	07-Feb-13	3	7+	Y	N	Y	N	NSL1	R4
6	SINDH	DADU	MEHAR	SD/24/13/006	F	15	22-Mar-13	0	2	Y	N	Y	N	NSL1	R2
7	KP	MARDAN	MARDAN	NW/40/13/026	M	8	22-Apr-13	0	0	Y	Y	Y	Y	NSL1	R4
8	FATA	KHYBER\$	BARA	FT/34/13/008	M	10	24-Apr-13	2	4	Y	Y	N	N	NSL1	R4
9	FATA	FR BANNU	FR BANNU	FT/69/13/001	M	16	3-May-13	0	3	Y	Y	Y	Y	NSL1	R4
10	FATA	KHYBER\$	BARA	FT/34/13/010	M	8	10-May-13	0	0	Y	Y	Y	N	NSL1	R4
11	FATA	KHYBER\$	BARA	FT/34/13/011	M	23	14-May-13	0	2	Y	Y	Y	N	NSL1	R4
12	FATA	KHYBER\$	BARA	FT/34/13/012	M	4	16-May-13	0	0	Y	N	Y	N	NSL1	R4
13	FATA	KHYBER\$	BARA	FT/34/13/013	M	24	11-May-13	2	3	Y	N	Y	N	NSL1	R4
14	FATA	FR BANNU	FR BANNU	FT/69/13/002	F	22	19-May-13	0	7+	Y	N	Y	N	NSL1	R4
15	FATA	KHYBER\$	BARA	FT/34/13/014	M	30	20-May-13	0	0	Y	N	Y	N	NSL1	R4
16	PUNJAB	MBDIN	MALIKWAL	PB/24/13/013	F	96	26-May-13	3	7+	Y	Y	Y	N	NSL1	R4
17	FATA	KHYBER\$	BARA	FT/34/13/015	M	15	06-June-13	0	0	Y	Y	Y	N	NSL1	R4
18	FATA	WAZIR-N\$	MIR ALI	FT/64/13/010	M	9	24-May-13	0	0	Y	Y	Y	N	NSL1	R4
19	FATA	WAZIR-N\$	MIR ALI	FT/64/13/014	F	11	15-June-13	0	0	Y	Y	Y	N	NSL1	
20	FATA	KHYBER\$	BARA	FT/34/13/019	F	12	23-June-13	0	0	Y	N	Y	N	NSL1	
21	KP	PESHAWAR	PESHAWAR	KP/30/13/042	M	12	30-June-13	0	0	Y	N	Y	Y	NSL1	
22	FATA	KHYBER\$	BARA	FT/34/13/020	F	12	03-July-13	0	0	N	N	Y	N		

\$ Security compromised area

New Case

* Afp.rec Data as of 29-07-2013

Table 2: LAB Update 2013*

Month of Onset	AFP Cases	No virus isolated	Cases Under Process		Isolated Viruses from stools						
			Culture	ITD	Vaccine viruses		NPEV		Wild	Results within 14 days	
			n	n	n	%	n	%	n	n	%
January	333	275	0	0	19	6	37	11%	2	333	100%
February	330	285	0	0	16	5	26	8%	3	330	100%
March	308	248	0	0	7	2	52	17%	1	308	100%
April	352	244	0	0	22	6	84	24%	2	352	100%
May	418	303	0	0	15	4	91	22%	9	418	100%
June	460	318	2	2	20	4	114	25%	4	456	99%
July	210	60	106	1	8	4	34	16%	1	103	49%
Pakistan	2411	1733	108	3	107	4	438	18%	22	2300	95%

* Data as of 29-07-2013

Table 3: Urgent Pending Cases*

S.No.	District	Tehsil	Epid	Onset	Age	Sex	OPV doses	Date of last OPV dose	Urgent By Field	¥ NSC Criteria	LAB NO.	Date of first stool collection	Culture-update
1	ZHOB	ZHOB	BN/21/13/006	1-Jul-13	17	M	5	15-Apr-13	N	Y	2981	13-Jul-13	UP
2	LORALAI	LORALAI	BN/22/13/002	9-Jul-13	20	M	0	0-Jan-00	N	Y	2980	15-Jul-13	UP
3	NSIRABAD	DMJAMALI	BN/41/13/005	13-Jul-13	47	F	3	16-Apr-13	N	Y	3072	20-Jul-13	UP
4	WAZIR-N	MIR ALI	FT/64/13/017	30-Jun-13	12	F	0	-	Y	Y	2878	10-Jul-13	P2
5	WAZIR-N	MIRAN SHAH	FT/64/13/018	13-Jul-13	18	F	0	-	Y	Y	3042	18-Jul-13	UP
6	CHAKWAL	CHAKWAL	PB/13/13/022	12-Jul-13	1	F	0	8-Jul-13	N	Y	3037	18-Jul-13	UP
7	DGKHAN	DGKHAN	PB/81/13/073	14-Jul-13	9	F	4	26-Jun-13	N	Y	3001	18-Jul-13	UP
8	THATTA	SHAH BUNDER	SD/22/13/031	9-Jul-13	5	M	4	2-Jul-13	N	Y	3002	15-Jul-13	UP
9	KHIGADAP	KHIGADAP (UC 6)	SD/63/13/014	18-Jul-13	50	M	7+	-	Y	N	3053	20-Jul-13	UP

Urgent on Both Criteria

Discordant, waiting for genomic sequencing

Urdu speaking child; missed OPV doses due to service delivery issue

Data Not Available

UP= Under process

* Data as of 29-07-2013

¥ NSC Criteria = Fever , Rapid Progress, Age < 48 months and OPV Doses < 7

€ Based on recall of parents

Table 4: List of samples pending for ITD*

S. No.	DISTRICT / AGENCY / TOWN	TEHSIL / TALUKA	EPID	DONSET	AGE (m)	SEX	OPV Doses€	Date of last OPV dose	Urgent by Field	¥ NSC Criteria	LAB NO.	Date of first stool collection	rRT-PCR
1	MOHMAND	PANDIALI	FT/35/13/011	13-Jul-13	18	F	7+	1-Jul-13	N	N	2993	18-Jul-13	SL2
2	WAZIR-N	MIR ALI	FT/64/13/017	30-Jun-13	12	F	0	-	Y	Y	2878	10-Jul-13	P2
3	PESHAWAR	PESHAWAR	KP/30/13/045	25-Jun-13	48	M	7+	28-May-13	N	N	2805	7-Jul-13	UP

Urgent on Both Criteria

Waiting for rRTPCR for VDPVs

Discordant, waiting for genomic sequencing

Inadequate Stool: Index specimen or contact positive on L20B cell line

UK = Un-Known

UP= Under process

* Data as of 29-07-2013

¥ Fever, Rapid Progression, Age < 48months & Doses < 7

€ Based on recall of parents

Summary of Laboratory data for Environmental Surveillance- Pakistan (Jan 2011 to date)

Report for Epidemiological week= 30 (21 Jul– 27 July, 2013)

S.No.	Site	Total Samples Collected	Wild 2011	Wild 2012	Wild 2013	Epidemiological Weeks																																																																																																																															
						2011													2012													2013																																																																																																					
1	2	3	4	5	6	7	8	9	10	11	12	13	14	15	16	17	18	19	20	21	22	23	24	25	26	27	28	29	30	31	32	33	34	35	36	37	38	39	40	41	42	43	44	45	46	47	48	49	50	51	52	1	2	3	4	5	6	7	8	9	10	11	12	13	14	15	16	17	18	19	20	21	22	23	24	25	26	27	28	29	30	31	32	33	34	35	36	37	38	39	40	41	42	43	44	45	46	47	48	49	50	51	52	1	2	3	4	5	6	7	8	9	10	11	12	13	14	15	16	17	18	19	20	21	22	23	24	25	26	27	28	29	30
Punjab						238	51	30	2																																																																																																																												
LAHORE																																																																																																																																					
1	LHR-Gulshan Raii Station	31	5	5																																																																																																																																	
2	LHR-Multan Road Station	31	7	6																																																																																																																																	
3	LHR-Outfall Pump Station	31	7	7																																																																																																																																	
MULTAN																																																																																																																																					
4	Multan-Sunaj Mirani, SM-1	31	9	1																																																																																																																																	
5	Multan-Ali Town, AT-1	31	6	2																																																																																																																																	
6	Multan-Karla A. Fateh, KF-1	30	6	1																																																																																																																																	
RAWALPINDI																																																																																																																																					
7	RWP-Sohdarabad, SA-1	31	11	7	1																																																																																																																																
FAISALABAD																																																																																																																																					
8	COMPOSITE SITE, Pump Station	11	0	1	1	Started in 2012																																																																																																																															
9	Jemal City Road	11	0	0																																																																																																																																	
Sindh						229	46	34	9																																																																																																																												
GULSHAN-E-IBRAHIM																																																																																																																																					
10	KHI-Gi Chakora Nulla	31	6	3																																																																																																																																	
11	KHI-Gi Rashid Minhas Rd	31	8	1																																																																																																																																	
GADAP																																																																																																																																					
12	KHI-Gadap-Composite site	31	11	6	2																																																																																																																																
13	KHI-Gadap-Sohrab Goth	31	10	10	2																																																																																																																																
BALDIA																																																																																																																																					
14	KHI-Baldia-Sajan Goth	30	4																																																																																																																																		
15	KHI-Baldia-Composite	31	7	1																																																																																																																																	
SUKKUR																																																																																																																																					
16	SUK-Miani P.Station-Sukkur city	16	4																																																																																																																																		
17	SUK-Makka P.Station-N.Sukkur	15	3			Started in 2012																																																																																																																															
HYDERABAD																																																																																																																																					
18	HYD-Tulidas P. Station	13	6	5																																																																																																																																	
Khyber Pakhtunkhwa						62	19	20	10																																																																																																																												
PESHAWAR																																																																																																																																					
19	PWR-Shahen Town, SF-1	31	11	11	7																																																																																																																																
20	PWR-Lara Ma, LM-1	31	8	9	3																																																																																																																																
Balochistan						71	20	4	1																																																																																																																												
QUETTA																																																																																																																																					
21	Quetta-Jattak Kill, JT-1	29	11	2																																																																																																																																	
22	Quetta-Jam-e-Safia, JS-1	31	9	2																																																																																																																																	
23	Quetta-Surpul, SP-1	11		1		Started in 2012																																																																																																																															
Pakistan						600	136	88	22																																																																																																																												

- Wild poliovirus type 1 (WPV1)
- Wild poliovirus type 3 (WPV3)
- ■ Mixture WPV1 & WPV3
- No WPV Isolated
- Under process
- Scheduled sampling, sample not collected
- No sampling scheduled
- Mixture WPV1 & VDPV type 2

SUMMARY

Total Sites = 23

Total Samples Collected (2011-2012-2013) = 600

Total Samples with results available = 584

Total samples positive for Wild PV (2011-2012-2013) = **246** (136+88+22) (WPV1= 246)

Samples Positive for VDPV= 1 (Type 2 VDPV from KHI-Gadaap)

Comparison environmental sampling results 2012-13*

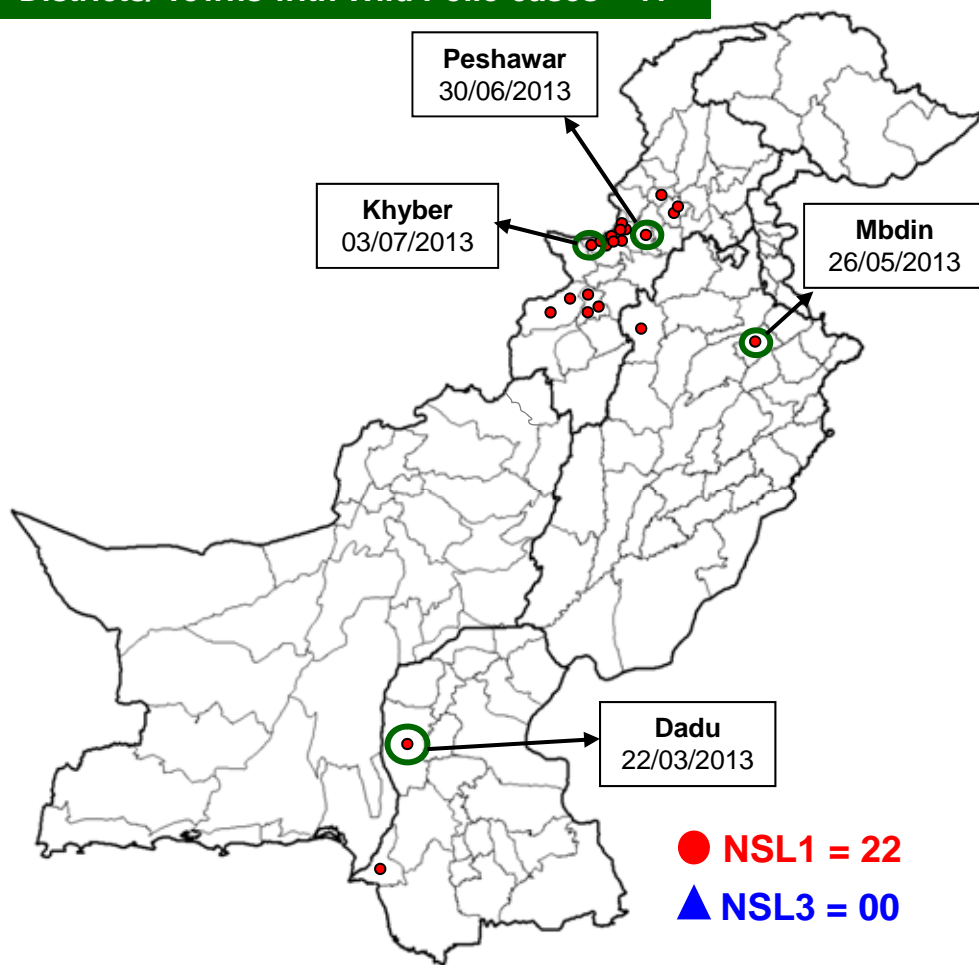
District/ Town	2012			2013*			Last Isolate
	Total	Wild		Total	Wild		
Lahore	20	13	65%	19	0	0%	20-Nov-12
Multan	20	4	20%	18	0	0%	18-Jun-12
Rawalpindi	7	4	57%	6	1	17%	25-Mar-13
Faisalabad	Sampling started week 36			13	1	8%	03-Jan-13
G IQbal	14	1	7%	13	0	0%	04-Oct-12
Gadap	14	8	57%	12	4	33%	20-May-13
Baldia	14	1	7%	12	0	0%	10-Jul-12
Sukkur	6	5	83%	12	0	0%	05-Sep-12
Hyderabad	1	1	100%	6	5	83%	10-Jun-13
Peshawar	14	11	79%	13	10	77%	10-Jul-13
Quetta	14	3	21%	17	1	6%	20-Feb-13
Total	124	51	41%	141	22	16%	10-Jul-13

* Comparison of samples till week 28 of both years with available results

Data source Polio RRL

Map1: Distribution of Wild Polio cases Pakistan 2013*

Districts/ Towns with Wild Polio cases = 11



Province/ Country	Date of Last Case		Number of cases 2013	
	P1	P3	P1	P3
PUNJAB	May, 2013	Jun, 2010	2	-
SINDH	Mar, 2013	Jan, 2010	2	-
KHYBER- PAKHTUNKHWA	Apr, 2013	Oct, 2010	5	-
FATA	July, 2013	Apr, 2012	13	-
BALUCHISTAN	Oct, 2012	Apr, 2010	-	-
AJK	-	Jun, 2000	-	-
GILGIT-BALTISTAN	Aug, 2012	-	-	-
ISLAMABAD	Sep, 2008	Sep, 2008	-	-
PAKISTAN	July, 2013	Apr, 2012	22	-

District with last polio case in province

* Afp.rec Data as of 29-07-2013

Cases randomly placed
in districts

Provincial Boundary
 Districts Boundary

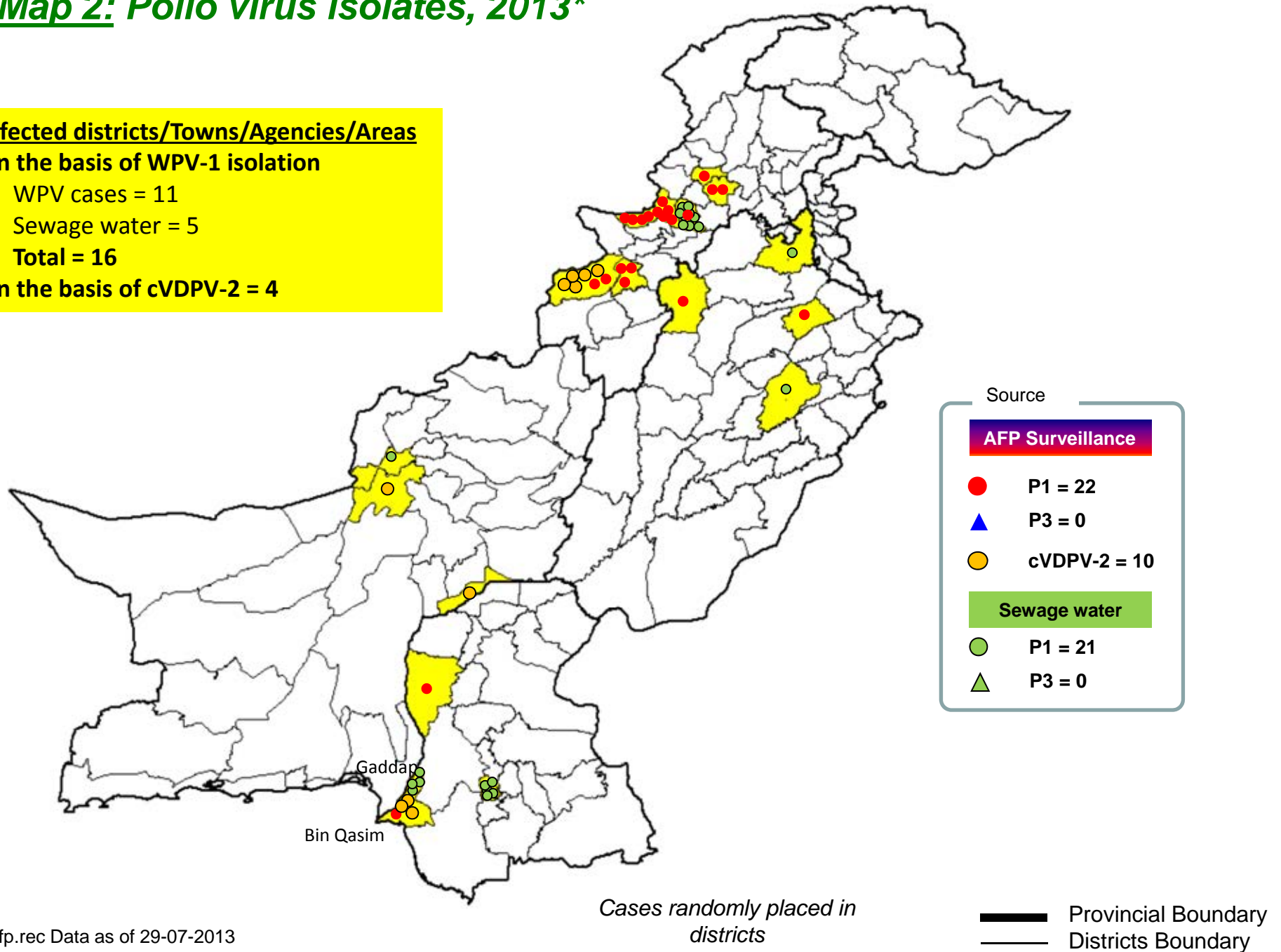
Map 2: Polio virus isolates, 2013*

Infected districts/Towns/Agencies/Areas

On the basis of WPV-1 isolation

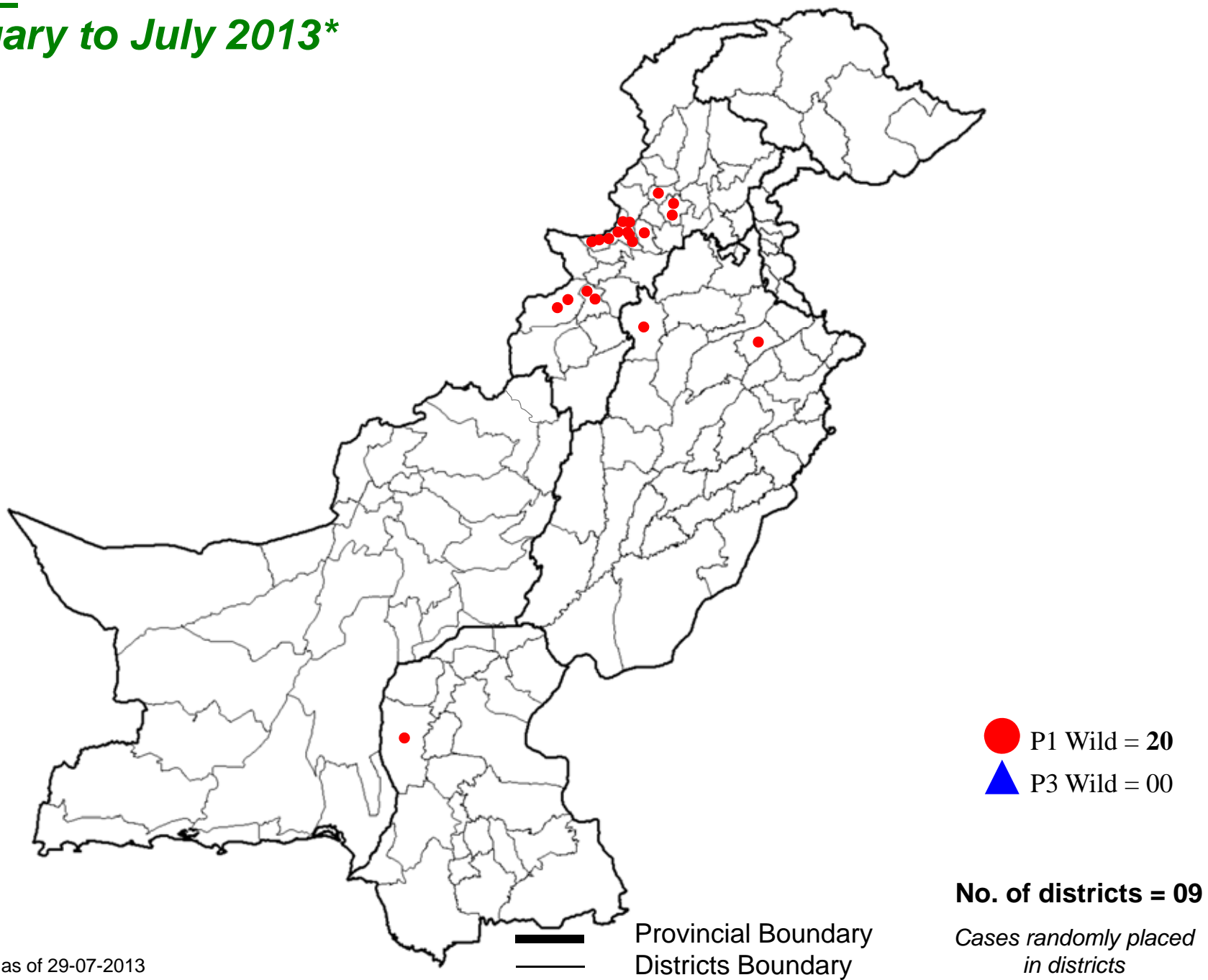
- WPV cases = 11
- Sewage water = 5
- Total = 16

On the basis of cVDPV-2 = 4



* Afp.rec Data as of 29-07-2013

Map 3: Wild Polio cases in the last 6 months from February to July 2013*



* Afp.rec Data as of 29-07-2013

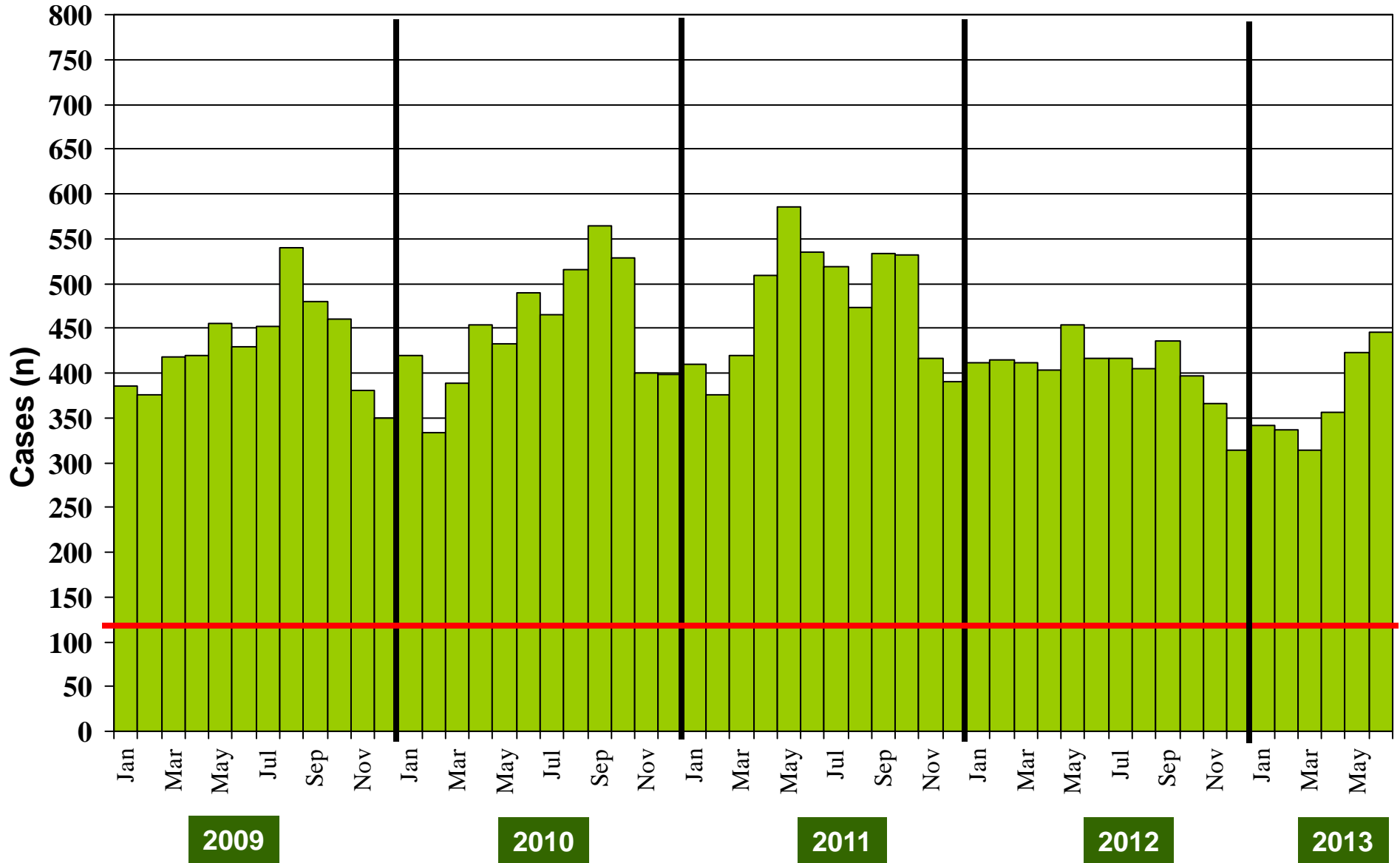
**Table 5: Distribution of AFP Cases By Week of Onset ^
Pakistan 2013* [Week number/Ending on]**

PROVINCE	W 15 13 Apr 2013	W 16 20 Apr 2013	W 17 27 Apr 2013	W 18 04 May 2013	W 19 11 May 2013	W 20 18 May 2013	W 21 25 May 2013	W 22 01 June 2013	W 23 08 June 2013	W 24 15 June 2013	W 25 22 June 2013	W 26 29 June 2013	W 27 06 July 2013	W 28 13 July 2013	W 29 20 July 2013
PUNJAB	30	58	47	50	45	53	57	46	65	60	48	37	44	37	15
SINDH	16	20	16	17	22	21	21	23	21	13	27	18	20	18	7
KP	11	22	9	15	15	9	14	36	21	22	14	11	14	15	4
FATA	3	1	6	2	7	7	5	2	6	6	1	4	7	3	0
BALUCHISTAN	4	3	1	1	1	7	7	6	7	4	8	5	3	2	0
AJK	1	0	0	2	0	2	0	1	2	1	2	1	3	0	1
GILGIT BILTISTAN	0	0	0	1	0	0	0	0	0	0	0	0	1	0	0
ISLAMABAD	1	0	1	0	2	0	2	0	2	0	0	0	1	0	0
PAKISTAN	66	104	80	88	92	99	106	114	124	106	100	76	93	75	27

* Afp.rec & Afplab.rec: Data as of 25-07-2013

^ MMWR Epidemiological Weeks

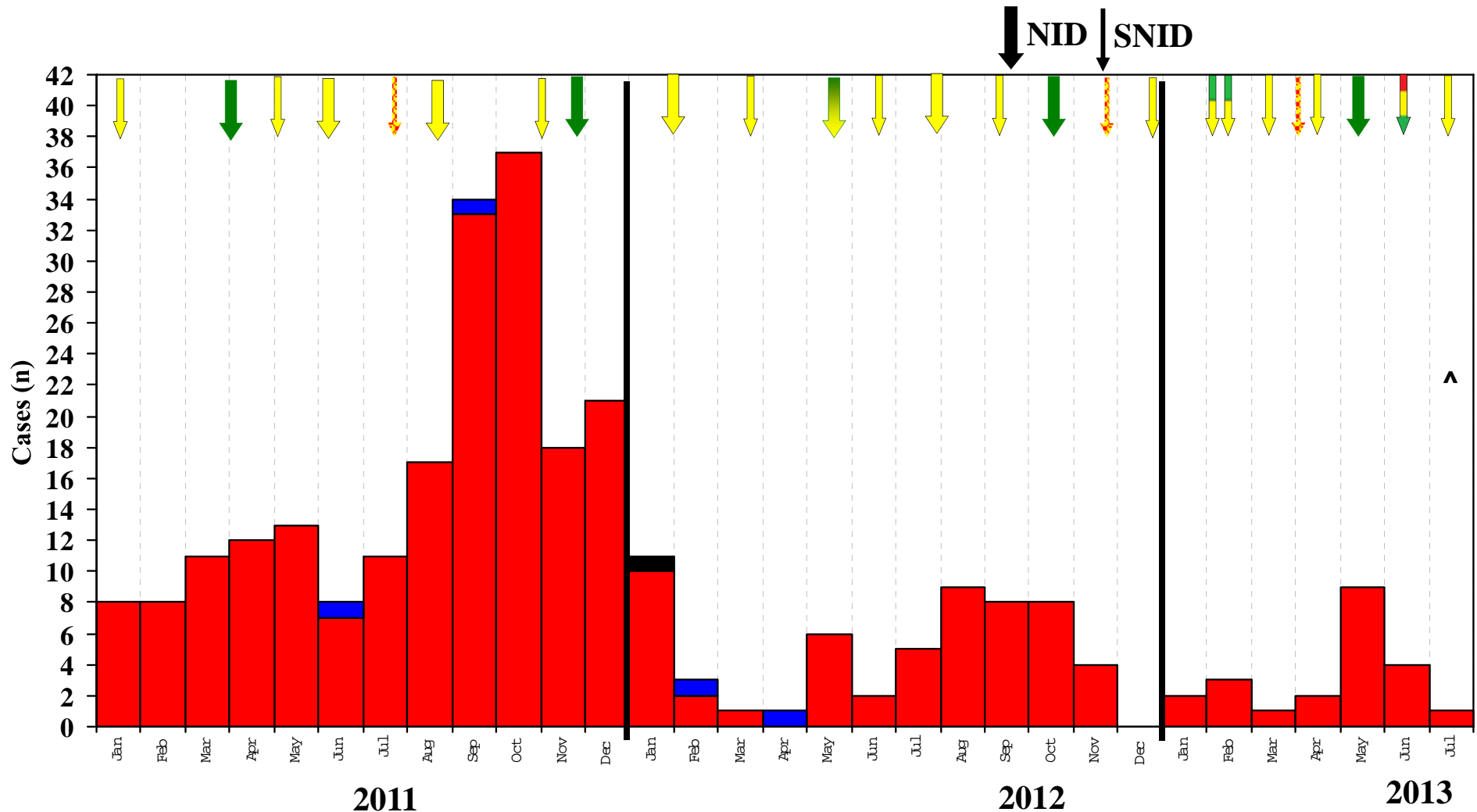
Graph 1: Distribution of AFP Cases by Month, Pakistan 2009-2013*



@ Non-polio AFP rate of 2/100,000 children < 15 years

*Afp.rec Data as of 25-07-2013

Confirmed Polio Cases By Poliovirus Type, 2011-2013*



Vaccine Type
 ■ mOPV1 ■ mOPV3 ■ Trivalent ■ Bivalent

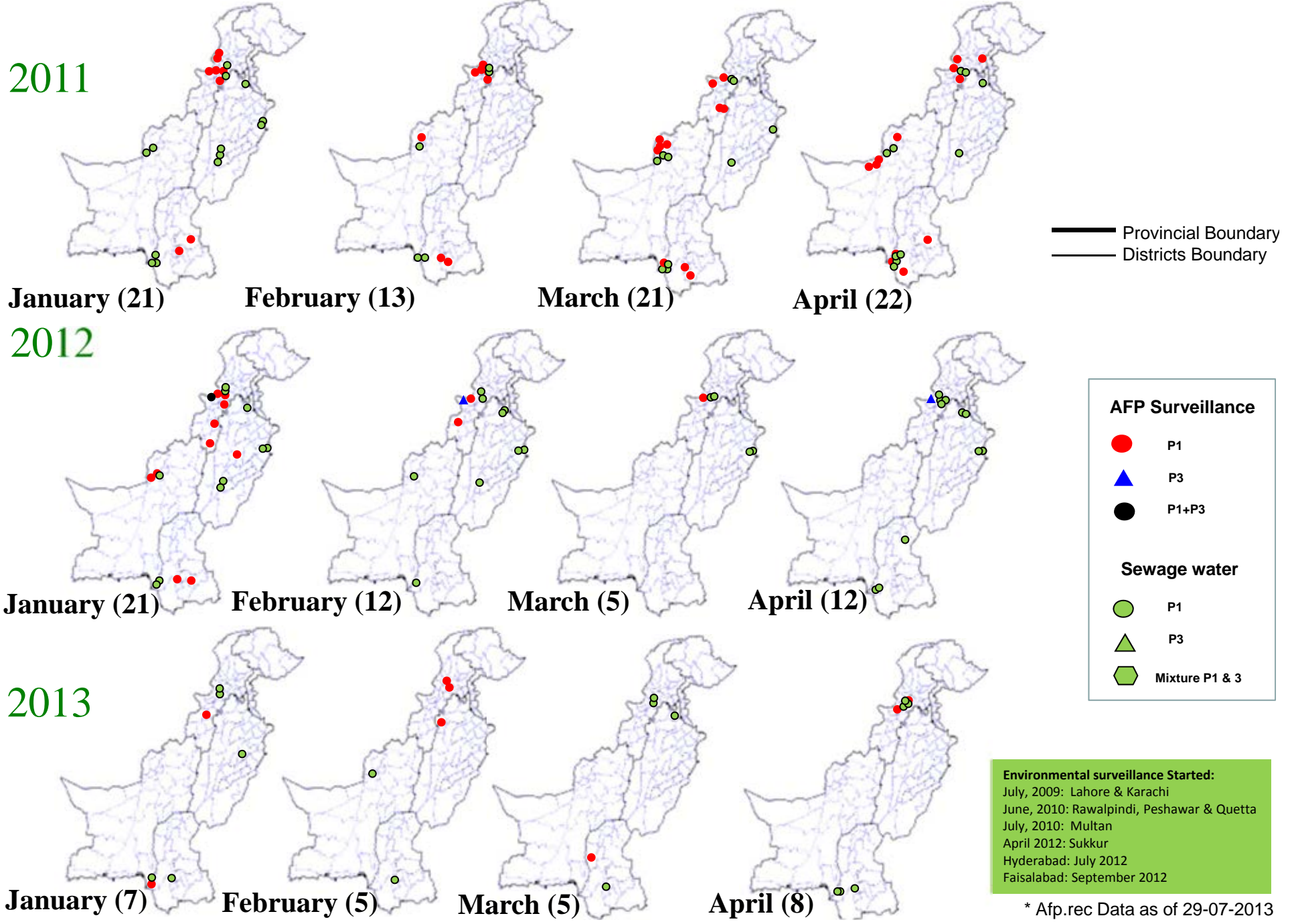
Months / Years

^ Data incomplete

Virus Type
 ■ NSL3 ■ NSL1 ■ NSL1 & NSL3

* Data source AFP 29/07/2013

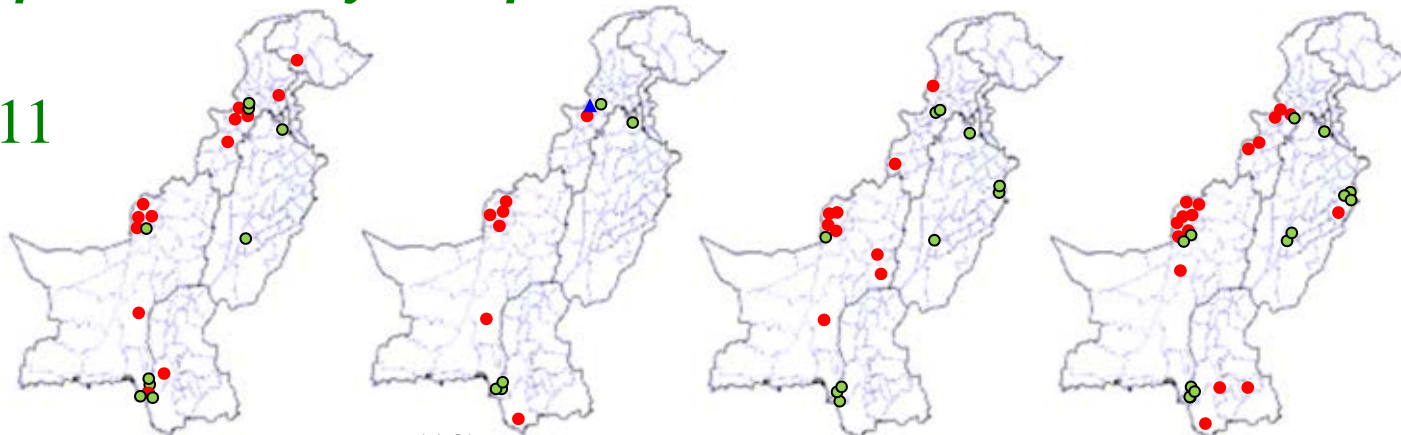
Map 4: Monthly Comparison of P1 & P3 Polio Cases/Isolates 2011-2013*



* Afp.rec Data as of 29-07-2013

Map 4.1: Monthly Comparison of P1 & P3 Polio Cases/Isolates 2011-2013*

2011



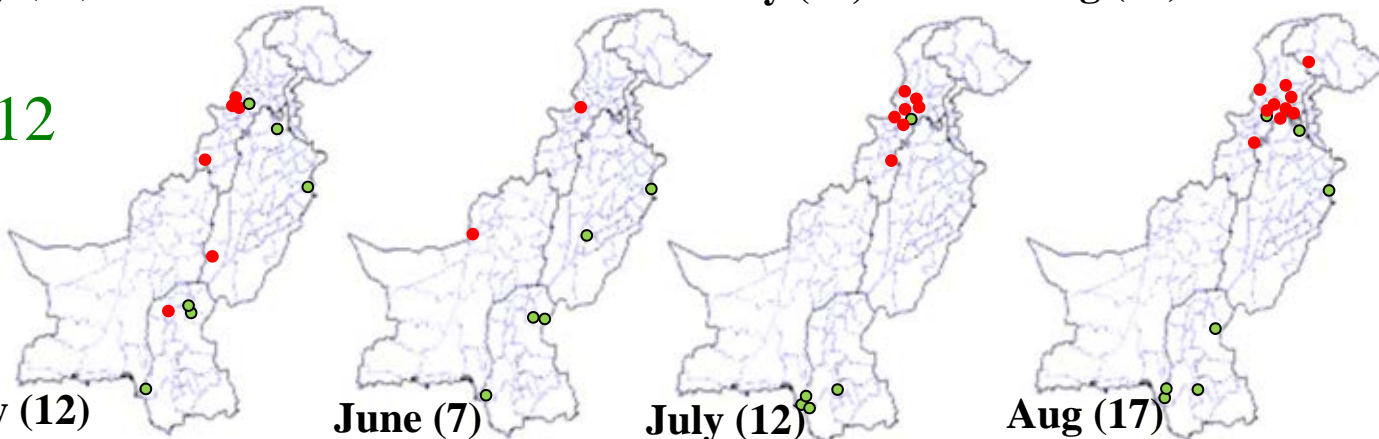
May (22)

June (13)

July (19)

Aug (30)

2012



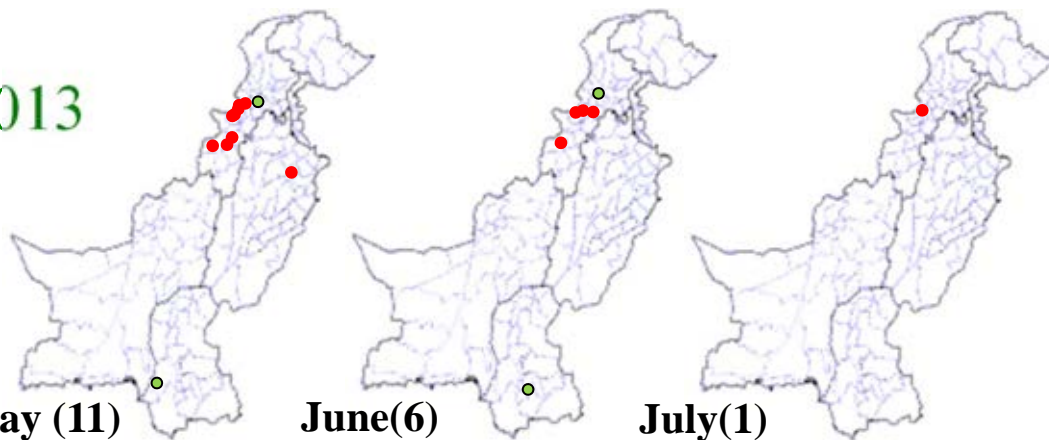
May (12)

June (7)

July (12)

Aug (17)

2013



May (11)

June(6)

July(1)

AFP Surveillance

- P1
- ▲ P3
- Mixture P1 & 3

Sewage water

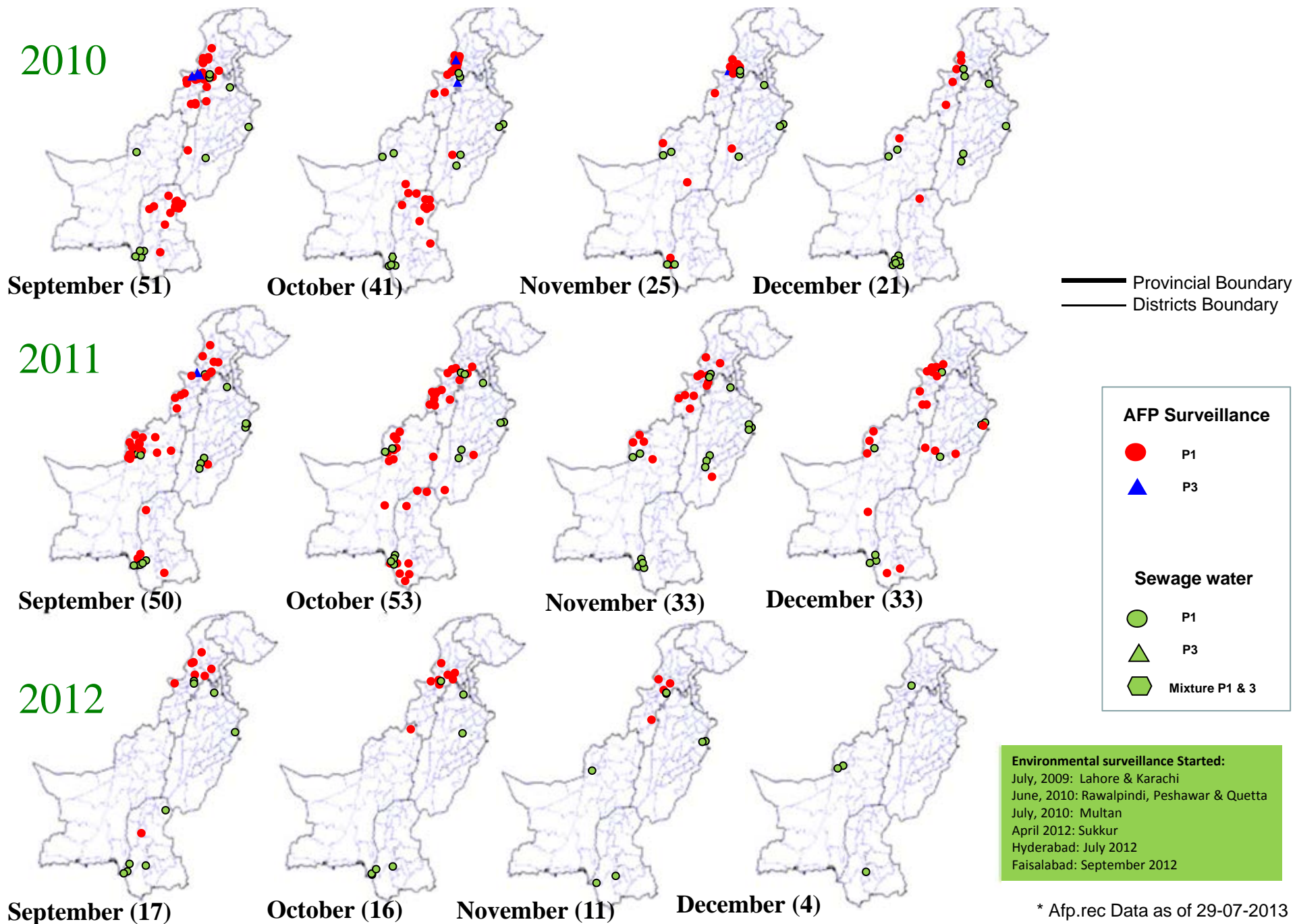
- P1
- ▲ P3
- Mixture P1 & 3

Environmental surveillance Started:

July, 2009: Lahore & Karachi
 June, 2010: Rawalpindi, Peshawar & Quetta
 July, 2010: Multan
 April 2012: Sukkur
 Hyderabad: July 2012
 Faisalabad: September 2012

* Afp.rec Data as of 29-07-2013

Map 4.2: Monthly Comparison of P1 & P3 Polio Cases/Isolates 2010-2012*

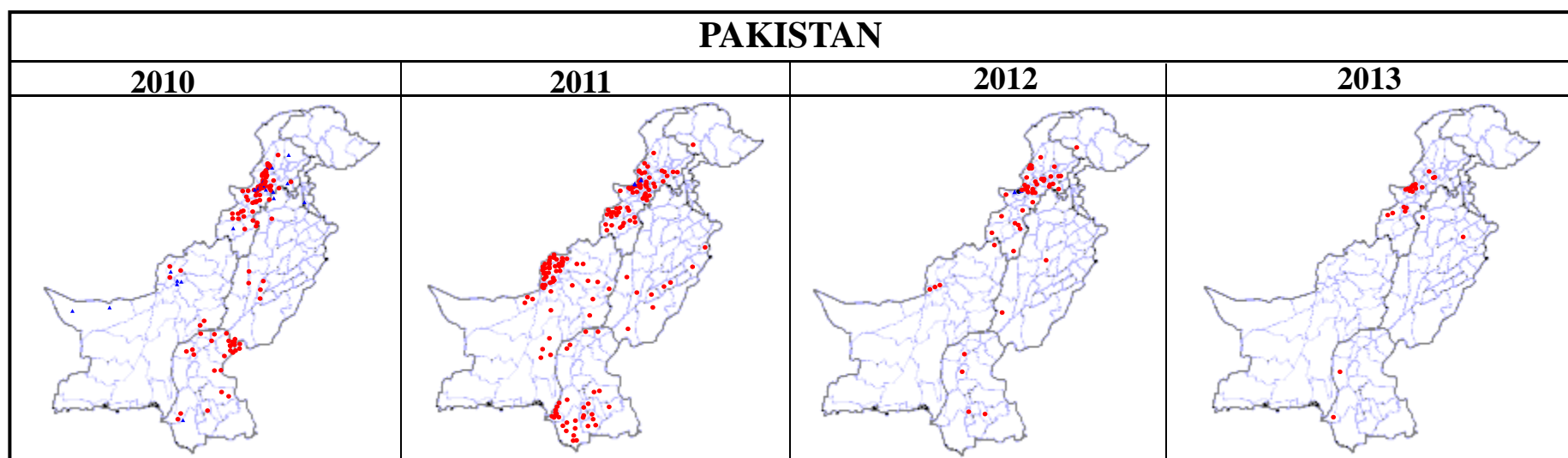


* Afp.rec Data as of 29-07-2013

Table 6: Polio Eradication Update, Pakistan 2010-2013*

Province/Region	Polio 1				Polio 3				Total Wild			
	2010	2011	2012	2013	2010	2011	2012	2013	2010	2011	2012	2013
PUNJAB	6	9	2	2	1	0	-	-	7	9	2	2
SINDH	26	33	4	2	1	0	-	-	27	33	4	2
KP	19	23	27	5	5	0	-	-	24	23	27	5
FATA^	63	57	17	13	11	2	2	-	74	59	20^	13
BALUCHISTAN	6	73	4	-	6	0	-	-	12	73	4	-
AJK	0	0	-	-	0	0	-	-	0	0	-	-
Gilgit-Baltistan	0	1	1	-	0	0	-	-	0	1	1	-
ISLAMABAD	0	0	-	-	0	0	-	-	0	0	-	-
PAKISTAN	120	196	55	22	24	2	2	-	144	198	58	22

^ FATA reported mixture of NSL1 & NSL3



* Afp.rec Data as of 29-07-2013

Table 7: Vaccination status of non polio AFP cases age 6-59 months 2010-2013*

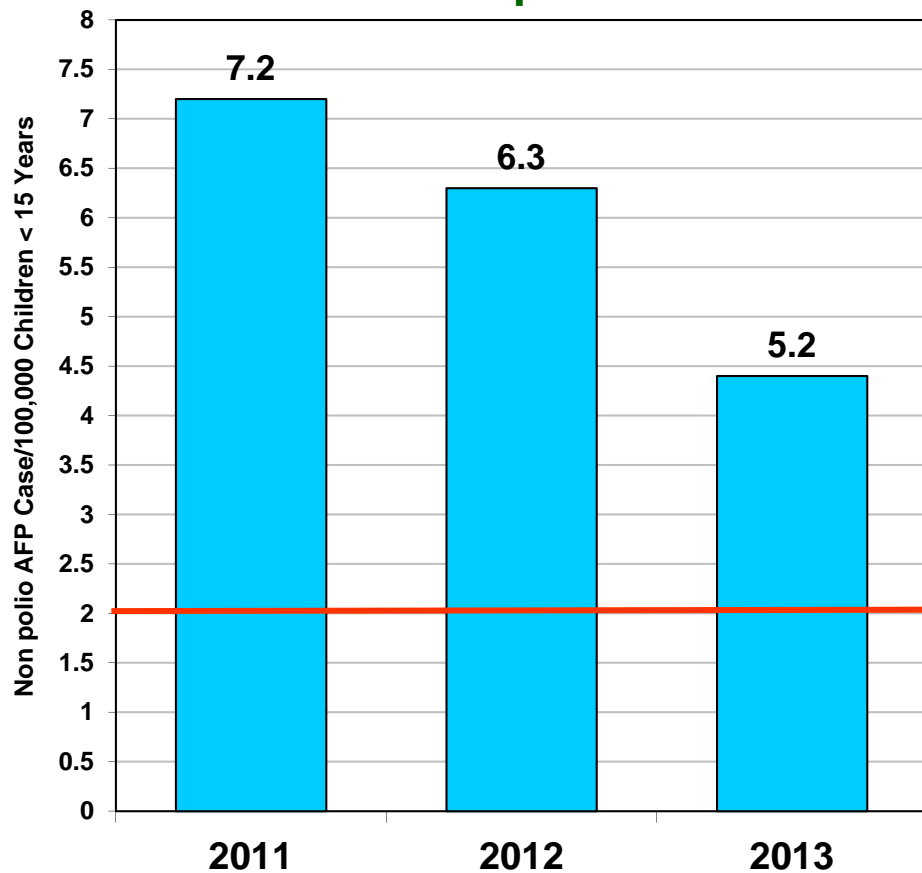
REGION	0 dose				1-2 doses				3 doses				4-6 doses				7+ doses			
	10	11	12	13	10	11	12	13	10	11	12	13	10	11	12	13	10	11	12	13
Central Punjab	0%	0%	0%	0%	1%	1%	0%	1%	1%	2%	0%	1%	7%	6%	4%	9%	91%	92%	95%	89%
North Punjab	0%	0%	0%	0%	0%	1%	0%	0%	2%	1%	0%	0%	6%	5%	4%	4%	91%	93%	96%	96%
South Punjab	0%	0%	0%	0%	1%	0%	0%	0%	0%	1%	0%	0%	5%	5%	4%	5%	94%	93%	96%	94%
PUNJAB	0%	0%	0%	0%	1%	1%	0%	0%	1%	1%	0%	1%	6%	5%	4%	7%	92%	93%	96%	92%
Karachi	2%	4%	1%	0%	0%	1%	1%	4%	3%	0%	2%	0%	7%	6%	6%	7%	88%	88%	90%	88%
North Sindh	0%	0%	0%	0%	1%	1%	0%	0%	0%	0%	1%	0%	4%	5%	4%	5%	95%	94%	94%	95%
South Sindh	0%	1%	0%	0%	1%	1%	1%	1%	1%	0%	2%	1%	9%	6%	4%	9%	89%	93%	93%	89%
SINDH	1%	1%	0%	0%	1%	1%	1%	1%	1%	0%	1%	0%	7%	6%	4%	7%	91%	92%	93%	91%
Central Khyber Pakhtunkhwa	1%	1%	2%	2%	0%	1%	1%	0%	1%	0%	0%	1%	2%	3%	2%	0%	97%	95%	95%	97%
North Khyber Pakhtunkhwa	2%	1%	2%	0%	1%	2%	2%	1%	2%	1%	2%	1%	6%	7%	9%	7%	89%	90%	85%	91%
South Khyber Pakhtunkhwa	3%	2%	2%	0%	3%	4%	1%	0%	3%	4%	1%	0%	14%	7%	9%	4%	76%	83%	87%	96%
Khyber Pakhtunkhwa	1%	1%	2%	1%	1%	2%	1%	0%	2%	1%	1%	1%	6%	5%	6%	3%	90%	91%	89%	95%
FATA	14%	14%	18%	21%	11%	10%	6%	3%	6%	5%	3%	6%	18%	11%	12%	6%	51%	61%	62%	61%
North Balochistan	12%	4%	12%	21%	0%	12%	10%	14%	4%	23%	3%	0%	12%	12%	17%	17%	72%	50%	57%	48%
Quetta Block	0%	31%	14%	14%	11%	10%	10%	10%	0%	3%	0%	0%	9%	14%	14%	14%	81%	43%	62%	62%
Rest of Balochistan	6%	7%	9%	5%	2%	2%	6%	5%	2%	5%	5%	5%	11%	10%	10%	24%	78%	76%	70%	62%
BALUCHISTAN	5%	16%	8%	12%	4%	6%	8%	8%	2%	6%	3%	2%	11%	12%	17%	17%	78%	60%	64%	61%
PAKISTAN	1%	2%	1%	1%	1%	1%	1%	1%	1%	1%	1%	1%	7%	6%	5%	7%	89%	89%	92%	90%

* Afp.rec Data as of 25-07-2013

Key Surveillance Indicators; 2011-2013*

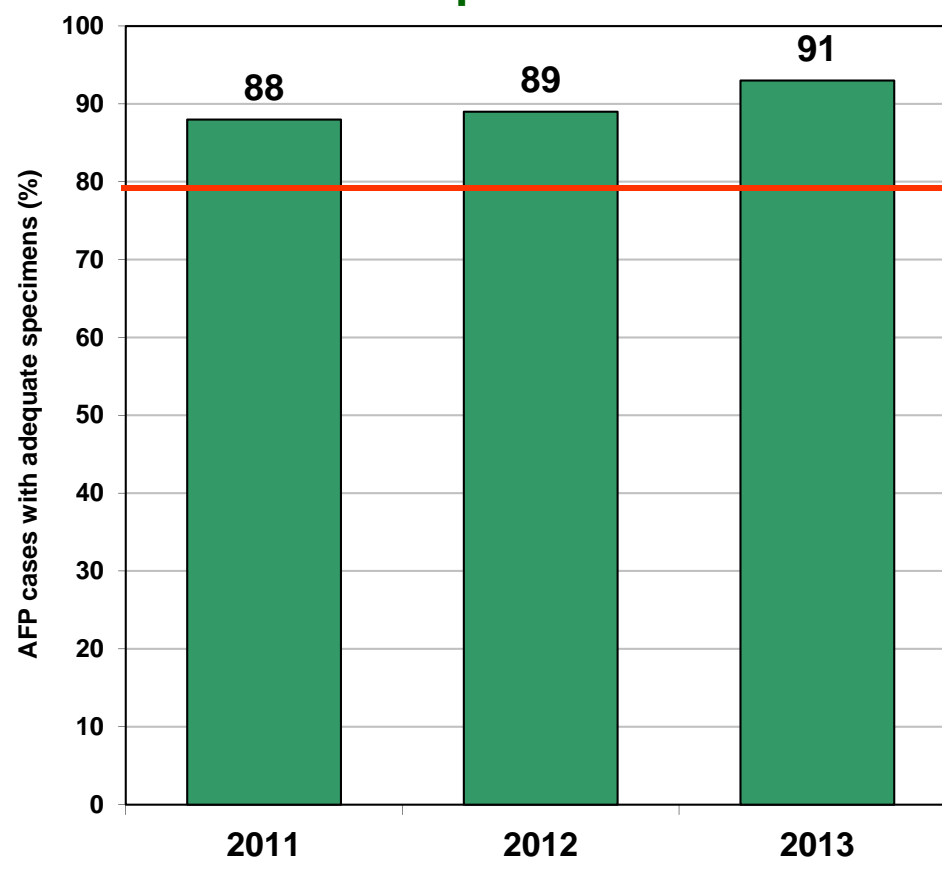
(Non polio AFP rate and % AFP cases with adequate specimens)

Graph 3



■ Non Polio AFP Rate

Graph 4



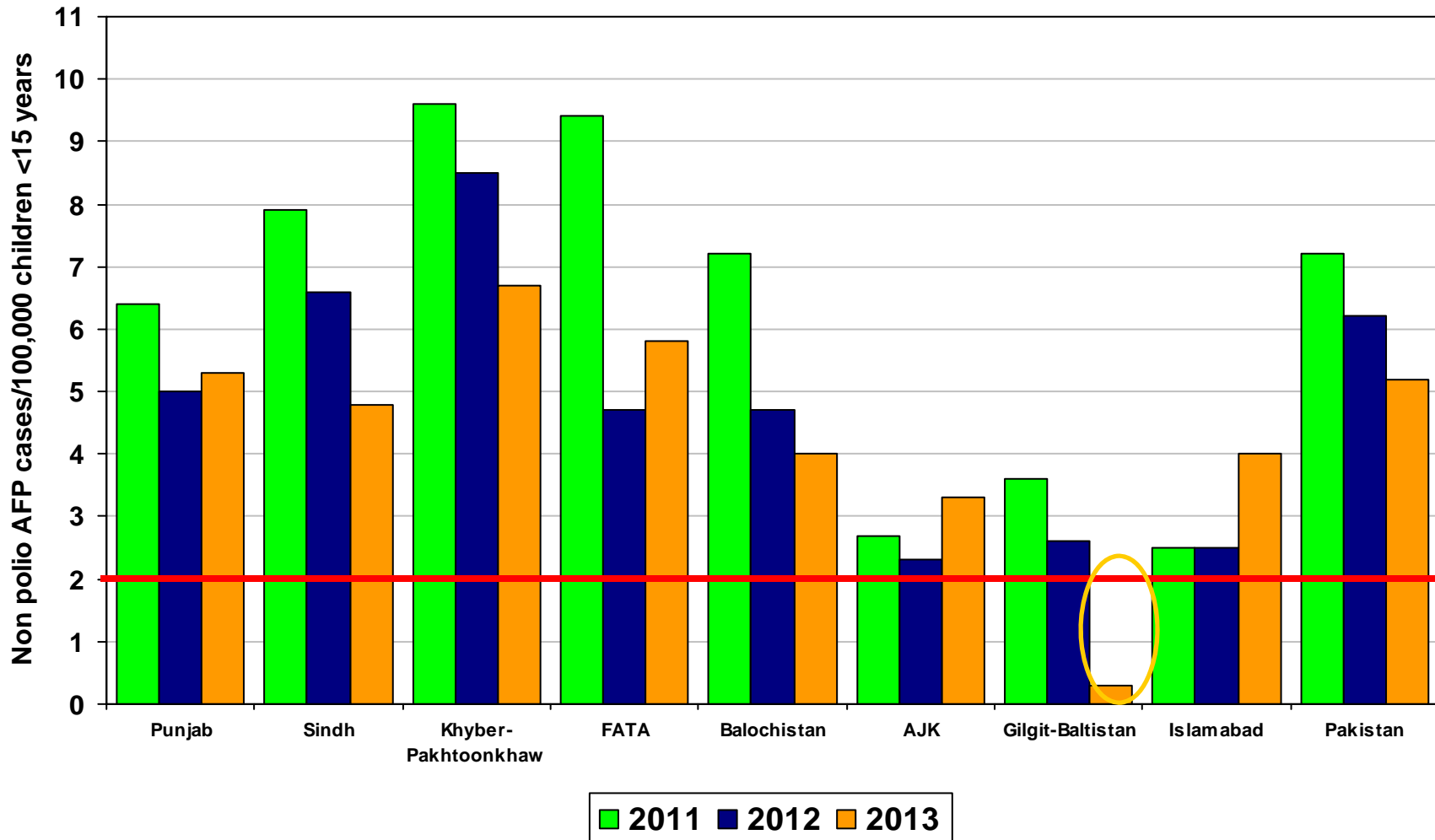
■ % AFP with Adequate Specimens

— Target

Non Polio AFP rate Up to Week No. 29 ended on 20th July, 2013

* Afp.rec Data as of 25-07-2013

Non Polio AFP Rate By Province/Regions, 2011-2013*

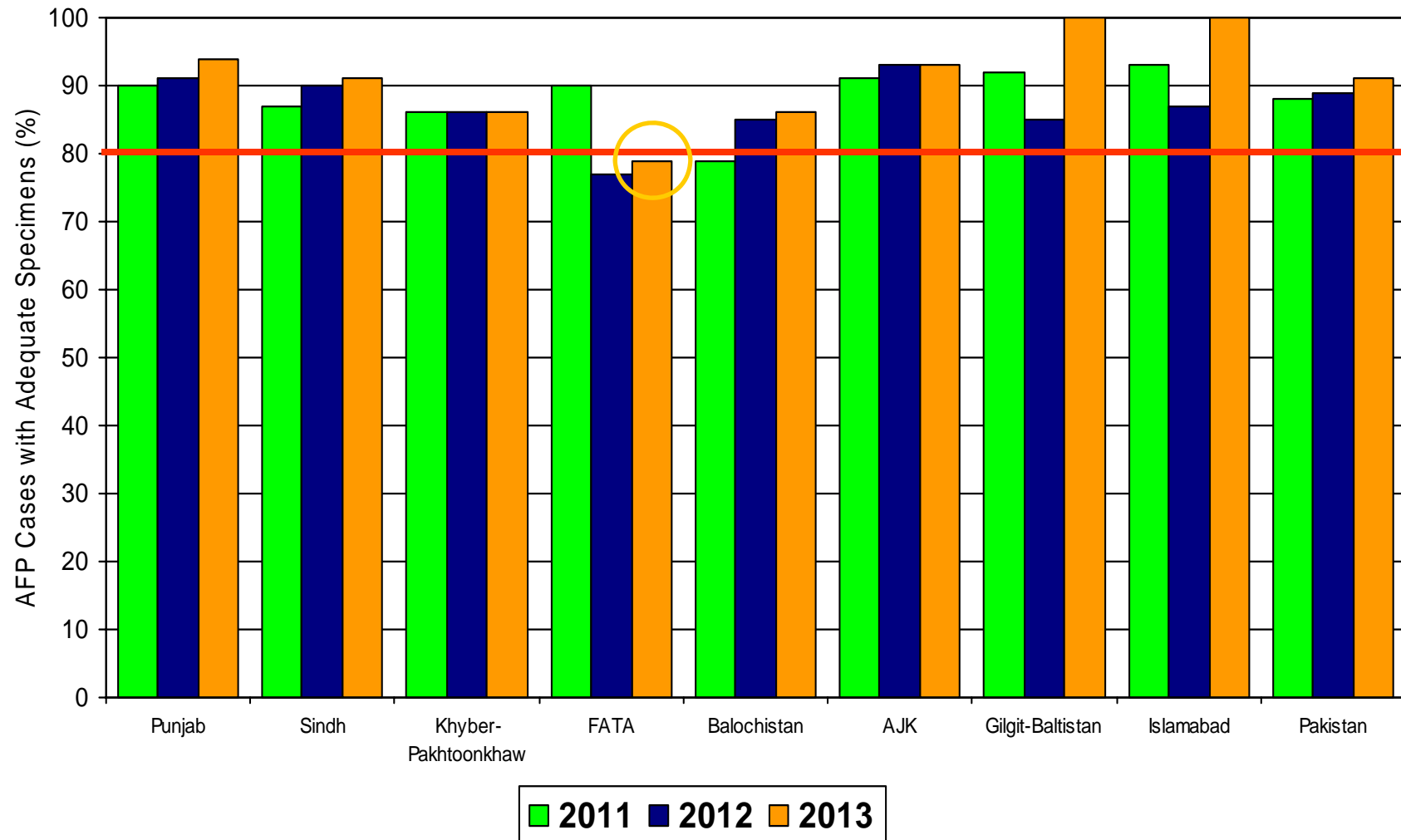


Non Polio AFP rate Up to Week No. 29 ended on 20th July, 2013

Target Non-Polio AFP Rate 2/ 100000 < 15 years of the age

* Data source AFP 25/07/2013

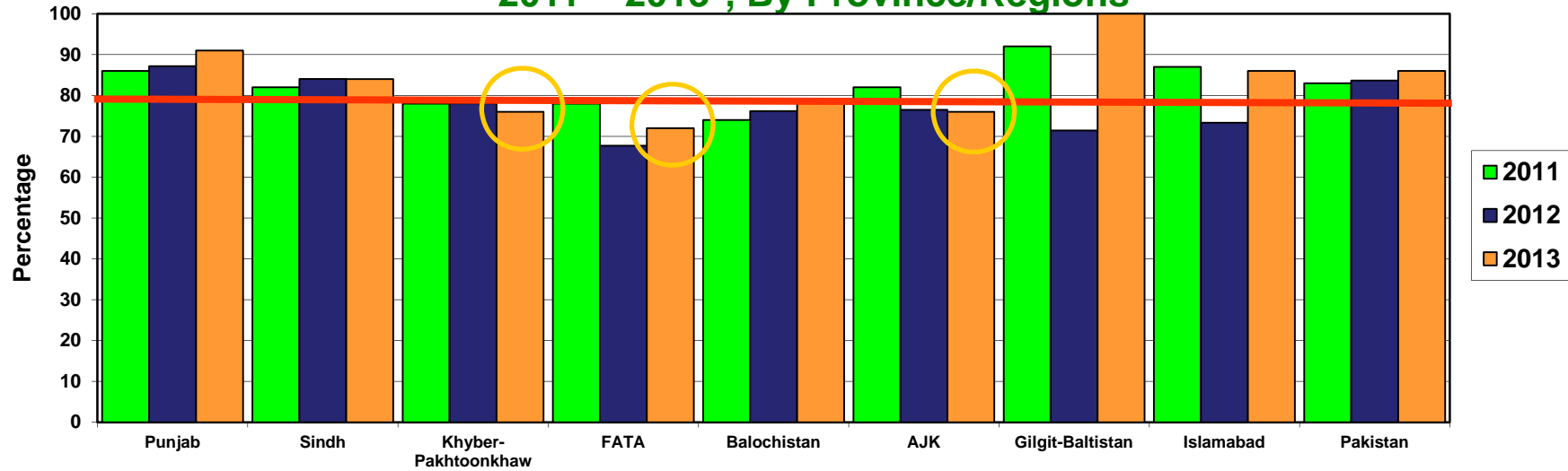
Percent AFP Cases with Adequate Specimens By Province/Regions, 2011-2013*



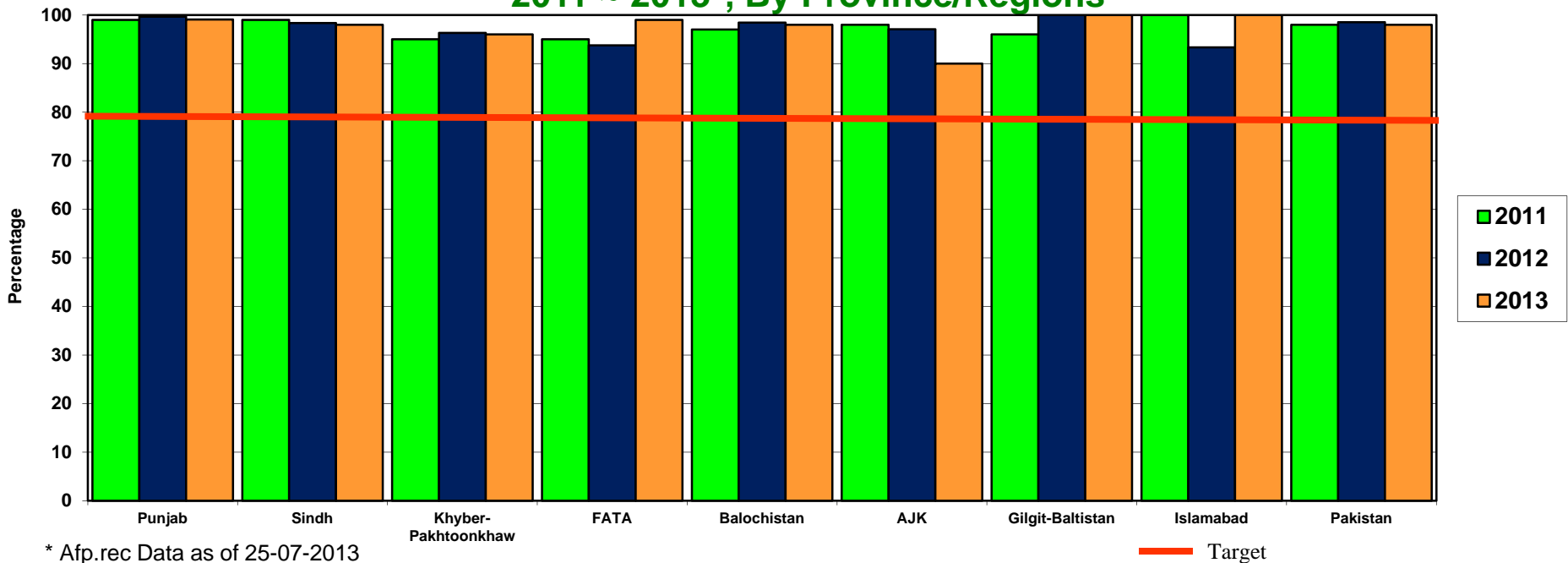
* Data source AFP 25/07/2013

Target Adequate Sample cases = 80%

**Graph 5: Percent AFP Cases Notified within 07 days of paralysis onset
2011 ~ 2013*, By Province/Regions**



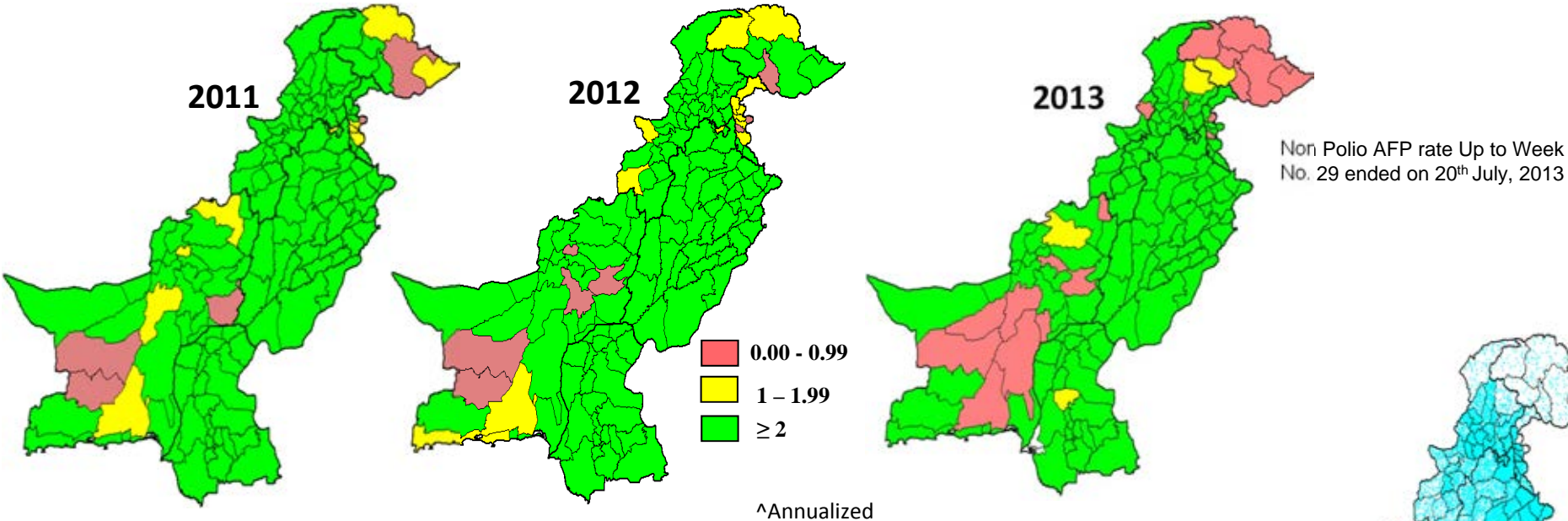
**Graph 6: Percent AFP Cases Investigated within 48 hours of notification
2011 ~ 2013*, By Province/Regions**



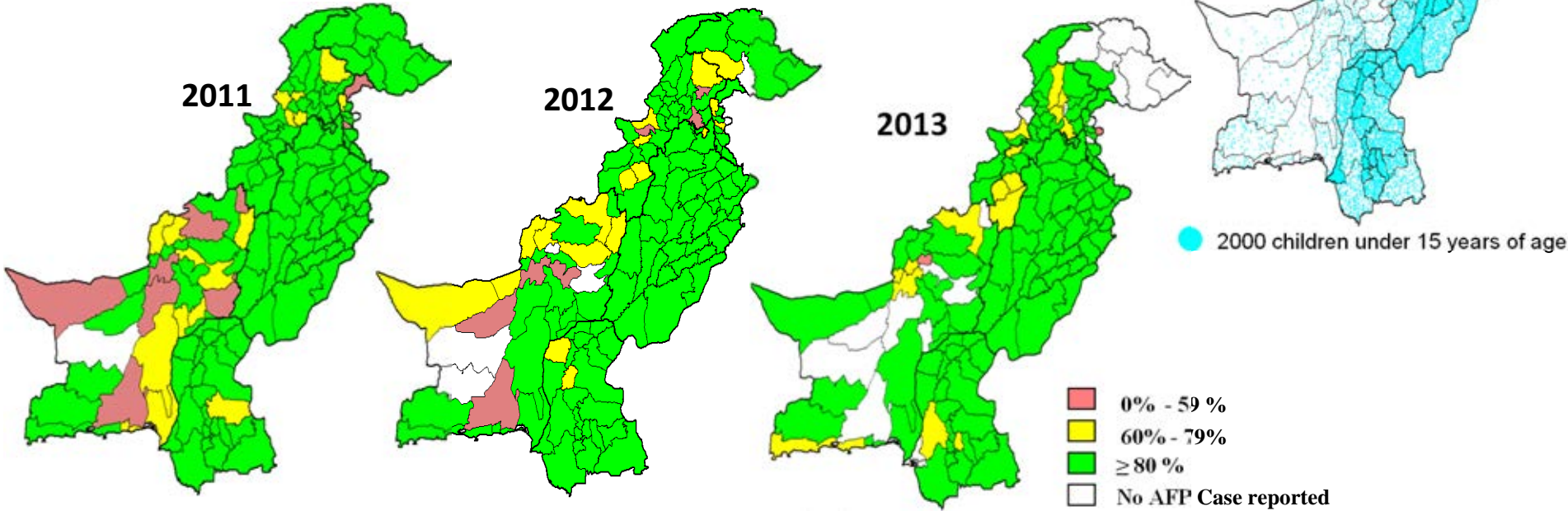
* Afp.rec Data as of 25-07-2013

— Target

Non-Polio^ AFP Rate by District



Percent AFP Cases with Adequate Specimens, by District



* Data source AFP 25/07/2013

Table 8: AFP CASES PENDING FOR CLASSIFICATION WITH DATE OF ONSET MORE THAN 90 DAYS* 2013

S. No	DISTRICT	TEHSIL	EPID	SEX	AGE	DONSET	DOSE€	DSTOOL1	DSTOOL2	LAB	FEVER	ASVM	PROG	FUP	PEND (DAYS)	
1	KARAK	KARAK	KP/51/13/005	F	13	01-01-13	7+	15-02-13	17-02-13	EV	N	Y	Y	Y	205	
2	KHYBER	LANDI KOTAL	FT/34/13/003	M	84	10-02-13	7+	25-02-13	27-02-13	NVI	Y	N	Y		165	
3	KHYBER	JAMRUD	FT/34/13/004	F	16	22-01-13	7+	05-03-13	06-03-13	EV	Y	Y	Y		184	
4	MARDAN	MARDAN	KP/40/13/007	M	29	17-01-13	7+	06-02-13	07-02-13	EV	Y	Y	Y	Y	189	
5	PESHAWAR	PESHAWAR	KP/30/13/008	M	96	15-01-13	7+	26-02-13	27-02-13	NVI	N	N	Y	Y	191	
6	SWAT	SWAT	KP/24/13/004	M	120	20-02-13	7+	Child Died Before Stool Collection			Y	N	Y	DIED	155	
7	WAZIR-N	MIRAN SHAH	FT/64/13/001	M	96	08-02-13	6	13-02-13		NVI	Y	N	Y	DIED	167	
8	FAISALABAD	JARANWALA	PB/51/13/045	F	10	01-03-13	1	LATE NOTIFIED			N	Y	Y	Y	146	
9	MUZFARGARH	ALIPUR	PB/83/13/057	M	30	25-04-13	7+				Y	Y	Y	Y	Y	91
10	MUZFARGARH	ALIPUR	PB/83/13/054	M	30	25-04-13	7+				Y	Y	Y			91
11	HYDERABAD	HYDERABAD RURAL	SD/21/13/006	M	84	01-04-13	7+	Child Died Before Stool Collection			Y	N	Y	DIED	115	
12	KAMBAR	WARAH	SD/55/13/006	M	96	01-01-13	7+	LATE NOTIFIED			N	Y	Y	Y	205	
13	KHISADDAR	SADDAR	SD/77/13/004	F	38	05-04-13	7+	10-05-13	11-05-13	NVI	N	N	Y	Y	111	
14	NFEROZ	BHIRIA	SD/45/13/003	F	144	05-02-13	7+	Child Died Before Stool Collection			Y	Y	Y	DIED	170	
15	SANGHAR	KHIPRO	SD/32/13/005	M	144	05-03-13	7+	LATE NOTIFIED			N	N	Y	Y	142	
16	BUNIR	DAGGAR	KP/22/13/008	M	35	12-03-13	7+	01-04-13	02-04-13	NVI	Y	Y	Y	Y	135	
17	BUNIR	DAGGAR	KP/22/13/007	M	132	28-02-13	7+	30-03-13	31-03-13	NVI	N	N	Y	Y	147	
18	BUNIR	DAGGAR	KP/22/13/015	M	72	01-01-13	7+	LATE NOTIFIED			Y	Y	Y	Y	205	
19	DIKHAN	KULACHI	KP/60/13/013	F	18	22-04-13	5	16-06-13	17-06-13	VACC	N	Y	Y	Y	94	
20	DIRLOWER	SAMAR BAGH	KP/23/13/015	F	13	30-01-13	7+	LATE NOTIFIED			Y	Y	Y	Y	176	
21	HARIPUR	HARIPUR	KP/12/13/005	M	66	18-01-13	7+	19-02-13	20-02-13	EV	N	N	Y	Y	188	
22	HARIPUR	HARIPUR	KP/12/13/012	F	20	18-04-13	7+	19-05-13	20-05-13	EV	Y	Y	Y		98	
23	MANSEHRA	MANSEHRA	KP/14/13/005	M	168	17-03-13	7+	Child Died Before Stool Collection			N	N	Y	DIED	130	
24	MARDAN	TAKHT BHAI	KP/40/13/034	M	5	10-03-13	6	LATE NOTIFIED			N	Y	UK	Y	137	
25	NOWSHERA	NOWSHERA	KP/32/13/012	F	108	15-03-13	7+	Child Died Before Stool Collection			Y	N	Y	DIED	132	
26	PESHAWAR	PESHAWAR	KP/30/13/022	F	22	06-02-13	7+	LATE NOTIFIED			N	N	N	Y	169	
27	PESHAWAR	PESHAWAR	KP/30/13/026	M	24	17-04-13	0	17-05-13	19-05-13	EV	Y	Y	Y		99	
28	SHANGLA	MARTOONG	KP/26/13/001	M	72	08-01-13	7+	LATE NOTIFIED			Y	Y	Y	LOST	198	
29	SWAT	SWAT	KP/24/13/006	F	132	02-04-13	7+	10-04-13		NVI	N	N	Y	DIED	114	
30	SWAT	SWAT	KP/24/13/009	M	16	19-04-13	7+	14-05-13	15-05-13	NVI	Y	N	N	Y	97	
31	SWAT	SWAT	KP/24/13/012	F	120	30-03-13	7+	27-05-13	28-05-13	NVI	N	N	Y		117	
32	TANK	TANK	KP/63/13/005	M	42	25-02-13	7+	27-04-13	28-04-13	NVI	Y	N	UK	Y	150	
33	QUETTA	QUETTA CITY	BN/11/13/006	F	9	12-04-13	7+	27-05-13	28-05-13	NVI	N	Y	Y	Y	104	
34	ZIARAT	ZIARAT	BN/32/13/001	F	84	24-04-13	7+	12-05-13	13-05-13	NVI	Y	N	Y		92	
35	BAGH	BAGH	AJ/50/13/001	M	80	23-01-13	7+	17-02-13	18-02-13		N	N	Y		183	
36	HAVELI	MUMTAZ ABAD	AJ/51/13/001	F	18	06-02-13	7+	07-03-13	08-03-13		N	N	Y		169	
37	BAJOUR	MAMUND	FT/33/13/007	M	45	02-01-13	7+	LATE NOTIFIED			N	Y	Y	Y	204	
38	KHYBER	LANDI KOTAL	FT/34/13/005	M	132	09-03-13	7+	12-03-13		EV	N	N	Y		138	
39	KHYBER	JAMRUD	FT/34/13/002	F	24	18-01-13	7+	21-02-13	23-02-13	NVI	N	Y	Y		188	
40	WAZIR-N	MIRAN SHAH	FT/64/13/007	M	48	25-04-13	5	10-05-13	12-05-13	NVI	Y	N	Y	Y	91	

€ Based on recall of parents
* Afp.rec Data as of 25-07-2013

60 days Follow-up not done

FUP = Residual Weakness at 60 days follow up.