



**World Health
Organization**

Weekly AFP Surveillance Update Pakistan

Week 27 (*Ended on 6th July, 2013*)

***National Surveillance Cell
Federal EPI***

World Health Organization Country Office,
Chak Shahzad, Park Road,
Islamabad, Pakistan

Tel: +92-51 9255123 / 9255282 /9255184

Fax: +92-51 9255274

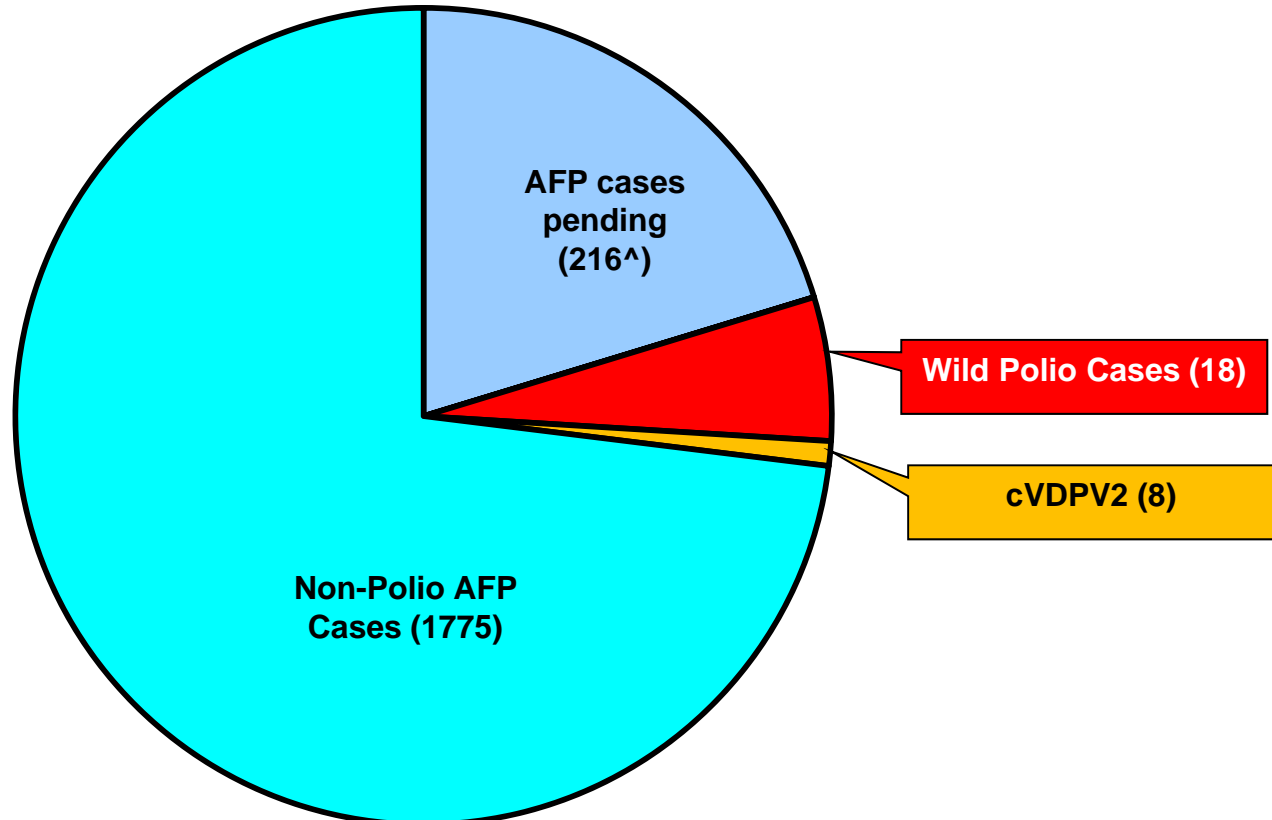
Email: epidata@pak.emro.who.int

Web site: www.who.gov.pk

AFP Surveillance



AFP Case Profile, 2013*



Total AFP Cases Reported = 2017

[^]41 Inadequate cases pending classification by ERC;
[^]61 Inadequate cases not due for FUP
[^]114 Pending in the Lab

Comparison of polio cases by province/region 2012[§] & 2013*

Region/ Province	No. of polio cases		No. of infected districts/towns		Last polio case
	2012	2013	2012	2013	
Khyber Pakhtunkhwa	5	4	4	3	22-Apr-13
FATA / FR Areas	12	10	3	3	06-June-13
Sindh	3	2	3	2	22-Mar-13
Balochistan	3	-	1	-	02-Oct-12
Punjab	2	2	2	2	26-May-13
Pakistan	25	18	13	10	06-June-13

Five additional districts/town declared infected based on environmental samples 2013

Total polio cases of 2012 are 58

* Afp.rec Data as of 04-07-2013

§Based on date of onset

Table 1: List of Confirmed Polio Cases, Pakistan 2013*

S.NO.	PROVINCE/ REGION	DISTRICT	TEHSIL	EPID NO.	SEX	AGE (m)	DATE ONSET OF PARALYSIS	NO. OPV DOSES (based on parents recall)		FEVER	Asymmetric Paralysis	Rapid Progression	REFUSAL	WPV TYPE	GENETICS
								Routine	SIA's						Cluster
1	SINDH	BIN QASIM	BIN QASIM	SD/62/13/001	M	24	14-Jan-13	0	0	N	Y	Y	Y	NSL1	R4
2	KP	BANNU	BANNU	NW/61/13/002	M	13	26-Jan-13	0	0	Y	N	Y	Y	NSL1	R4
3	KP	MALAKAND	DARGAI	NW/20/13/006	F	3	08-Feb-13	2	2	Y	N	Y	N	NSL1	R4
4	KP	MARDAN	MARDAN	NW/40/13/009	M	30	12-Feb-13	3	7+	Y	N	Y	N	NSL1	R4
5	PUNJAB	MIWANWALI	ISAKHEL	PB/43/13/005	F	36	07-Feb-13	3	7+	Y	N	Y	N	NSL1	R4
6	SINDH	DADU	MEHAR	SD/24/13/006	F	15	22-Mar-13	0	2	Y	N	Y	N	NSL1	R2
7	KP	MARDAN	MARDAN	NW/40/13/026	M	8	22-Apr-13	0	0	Y	Y	Y	Y	NSL1	R4
8	FATA	KHYBER\$	BARA	FT/34/13/008	M	10	24-Apr-13	2	4	Y	Y	N	N	NSL1	R4
9	FATA	FR BANNU	FR BANNU	FT/69/13/001	M	16	3-May-13	0	3	Y	Y	Y	Y	NSL1	R4
10	FATA	KHYBER\$	BARA	FT/34/13/010	M	8	10-May-13	0	0	Y	Y	Y	N	NSL1	R4
11	FATA	KHYBER\$	BARA	FT/34/13/011	M	23	14-May-13	0	2	Y	Y	Y	N	NSL1	R4
12	FATA	KHYBER\$	BARA	FT/34/13/012	M	4	16-May-13	0	0	Y	N	Y	N	NSL1	R4
13	FATA	KHYBER\$	BARA	FT/34/13/013	M	24	11-May-13	2	3	Y	N	Y	N	NSL1	R4
14	FATA	FR BANNU	FR BANNU	FT/69/13/002	F	22	19-May-13	0	7+	Y	N	Y	N	NSL1	R4
15	FATA	KHYBER\$	BARA	FT/34/13/014	M	30	20-May-13	0	0	Y	N	Y	N	NSL1	R4
16	PUNJAB	MBDIN	MALIKWAL	PB/24/13/013	F	96	26-May-13	3	7+	Y	Y	Y	N	NSL1	R4
17	FATA	KHYBER\$	BARA	FT/34/13/015	M	15	06-June-13	0	0	Y	Y	Y	N	NSL1	R4
18	FATA	WAZIR-N\$	MIR ALI	FT/64/13/010	M	9	24-May-13	0	0	Y	Y	Y	N	NSL1	R4

* Afp.rec Data as of 04-07-2013

\$ Security compromised area

Table 2: LAB Update 2013*

Month of Onset	AFP Cases	No virus isolated	Cases Under Process		Isolated Viruses from stools						
			Culture	ITD	Vaccine viruses		NPEV		Wild	Results within 14 days	
			n	n	n	%	n	%	n	n	%
January	334	275	0	0	19	6	38	11%	2	334	100%
February	330	285	0	0	16	5	26	8%	3	330	100%
March	308	248	0	0	7	2	52	17%	1	308	100%
April	352	243	1	0	22	6	84	24%	2	351	100%
May	416	298	4	0	15	4	90	22%	9	412	99%
June	388	177	128	5	10	3	67	17%	1	255	66%
July	2	0	2	0	0	0	0	0%	0	0	0%
Pakistan	2130	1526	135	5	89	4	357	17%	18	1990	93%

* Data as of 08-07-2013

Table 3: Urgent Pending Cases*

S.No.	District	Tehsil	Epid	Onset	Age	Sex	OPV doses	Date of last OPV dose	Urgent		LAB NO.	Date of first stool collection	Culture-update
									By Field	¥ NSC Criteria			
1	BAHWLNAGAR	BAHWLNAGAR	PB/73/13/042	20-Jun-13	8	M	5	#	N	Y	2524	21-Jun-13	UP
2	MOHMAND	LAKARE	FT/35/13/008	8-May-13	26	M	7+	1-May-13	Y	Y	2510	22-Jun-13	UP
3	KHYBER	BARA	FT/35/13/016	6-Jun-13	10	M	0	-	Y	Y	2517	21-Jun-13	UP
4	KHYBER	BARA	FT/35/13/018	11-Jun-13	12	M	0	-	Y	Y	Stool collection is under process		

Urgent on Both Criteria

^Cross notified from Islamabad

Data Not Available

UP= Under process

* Data as of 08-07-2013

¥ NSC Criteria = Fever , Rapid Progress, Age < 48 months and OPV Doses < 7

€ Based on recall of parents

Table 4: List of samples pending for ITD*

S. No.	DISTRICT / AGENCY / TOWN	TEHSIL / TALUKA	EPID	DONSET	AGE (m)	SEX	OPV Doses€	Date of last OPV dose	Urgent by Field	¥ NSC Criteria	LAB NO.	Date of first stool collection	rRT-PCR
1	MOHMAND	MOHMAND	FT/35/13/007	10-06-13	24	M	7+	10-06-13	N	N	2553	22-06-13	UP
2	WAZIR-N	MIR ALI	FT/64/13/014	15-06-13	11	F	0	-	N	Y	2519	20-06-13	UP
3	HAFIZABAD	PINDI BHATIAN	PB/22/13/018	21-Jun-13	9	F	4	15-Apr-13	N	N	2578	24-Jun-13	UP
4	DADU	DADU	SD/24/13/013	22-06-13	5	F	2	18-06-13	N	Y	2549	23-06-13	SL1
5	GHOTKI	KHANGARH	SD/42/13/036	20-06-13	48	F	7+	17-06-13	N	Y	2555	22-06-13	UP

Waiting for rRTPCR for VDPVs

UP= Under process

* Data as of 08-07-2013

¥ Fever, Rapid Progression, Age < 48months & Doses < 7

€ Based on recall of parents

Summary of Laboratory data for Environmental Surveillance- Pakistan (Jan 2011 to date)

Report for Epidemiological week= 27 (30 June– 06 July, 2013)



- Wild poliovirus type 1 (WPV1)
- Wild poliovirus type 3 (WPV3)
- Mixture WPV1 & WPV3
- No WPV Isolated
- Under process
- X Scheduled sampling, sample not collected
- No sampling scheduled
- Mixture WPV1 & VDPV type 2

SUMMARY

Total Sites = 23

Total Samples Collected (2011-2012-2013) = 581

Total Samples with results available = 566

Total samples positive for Wild PV (2011-2012-2013) = **245** (136+88+21) (WPV1= 245)

Samples Positive for VDPV= 1 (Type 2 VDPV from KHI-Gadaap)

Comparison environmental sampling results 2012-13*

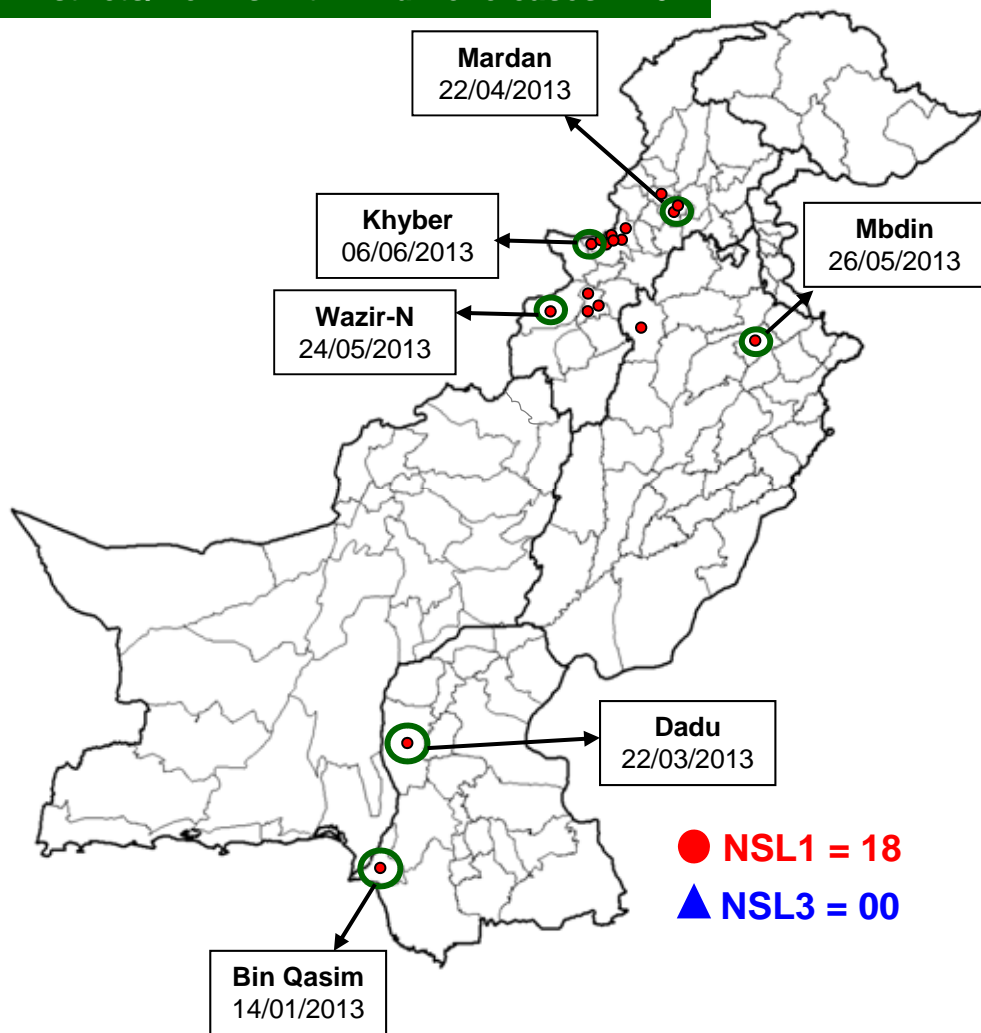
District/ Town	2012			2013*			Last Isolate
	Total	Wild		Total	Wild		
Lahore	17	12	71%	16	0	0%	20-Nov-12
Multan	16	3	19%	16	0	0%	18-Jun-12
Rawalpindi	5	4	80%	5	1	20%	25-Mar-13
Faisalabad	Sampling started week 36			11	1	9%	03-Jan-13
G IQbal	11	1	9%	11	0	0%	04-Oct-12
Gadap	11	5	45%	10	4	40%	20-May-13
Baldia	11	0	0%	10	0	0%	10-Jul-12
Sukkur	4	4	100%	11	0	0%	05-Sep-12
Hyderabad	Sampling started week 28			6	5	83%	10-Jun-13
Peshawar	11	9	82%	11	9	82%	10-Jun-13
Quetta	11	2	18%	14	1	7%	20-Feb-13
Total	97	40	41%	121	21	17%	10-Jun-13

* Comparison of samples till week 24 of both years with available results

Data source Polio RRL

Map1: Distribution of Wild Polio cases Pakistan 2013*

Districts/ Towns with Wild Polio cases = 10



Province/ Country	Date of Last Case		Number of cases 2013	
	P1	P3	P1	P3
PUNJAB	May, 2013	Jun, 2010	2	-
SINDH	Mar, 2013	Jan, 2010	2	-
KHYBER- PAKHTUNKHWA	Apr, 2013	Oct, 2010	4	-
FATA	June, 2013	Apr, 2012	10	-
BALOCHISTAN	Oct, 2012	Apr, 2010	-	-
AJK	-	Jun, 2000	-	-
GILGIT-BALTISTAN	Aug, 2012	-	-	-
ISLAMABAD	Sep, 2008	Sep, 2008	-	-
PAKISTAN	June, 2013	Apr, 2012	18	-

○ District with last polio case in province

* Afp.rec Data as of 08-07-2013

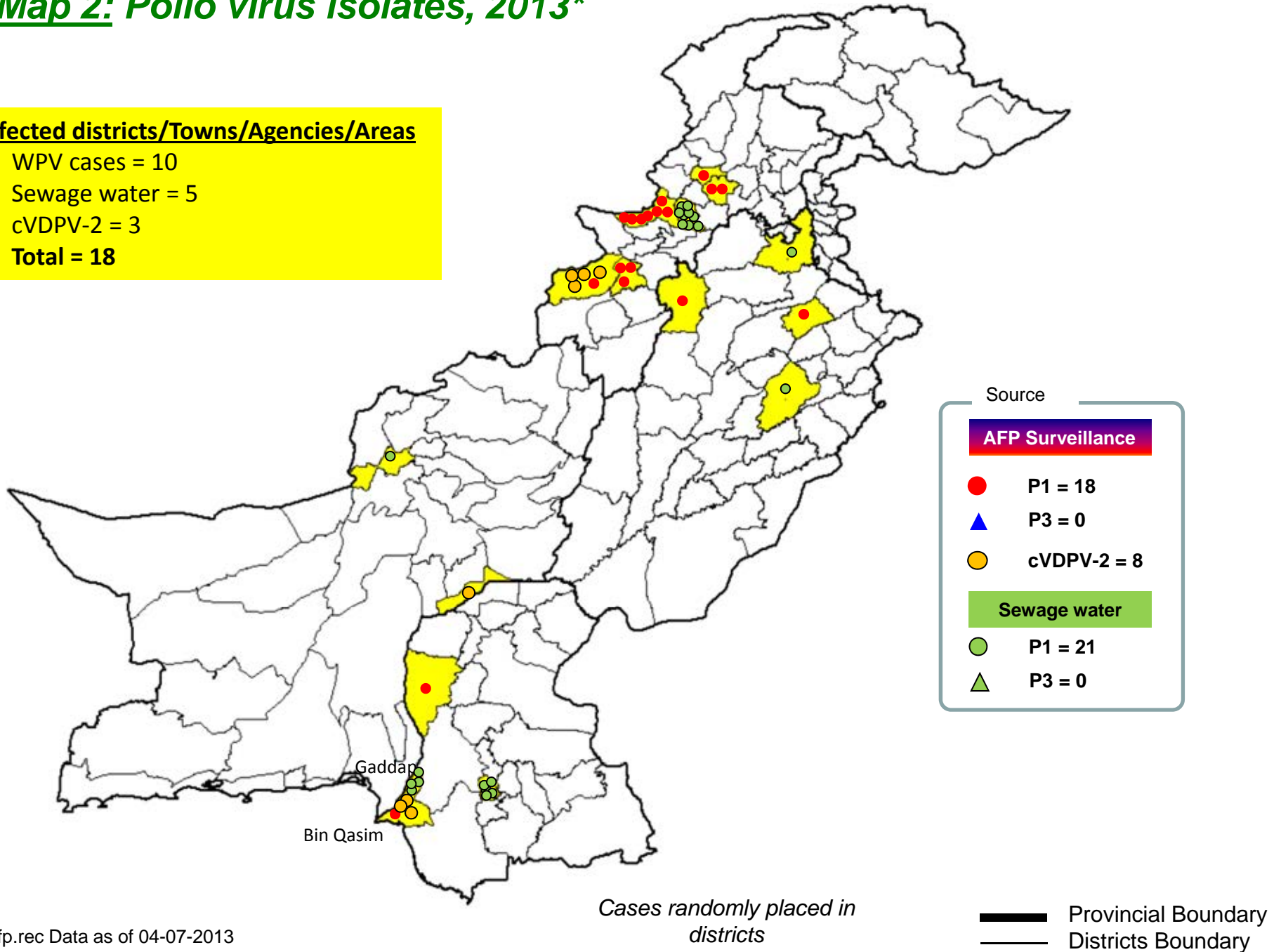
Cases randomly placed
in districts

— Provincial Boundary
— Districts Boundary

Map 2: Polio virus isolates, 2013*

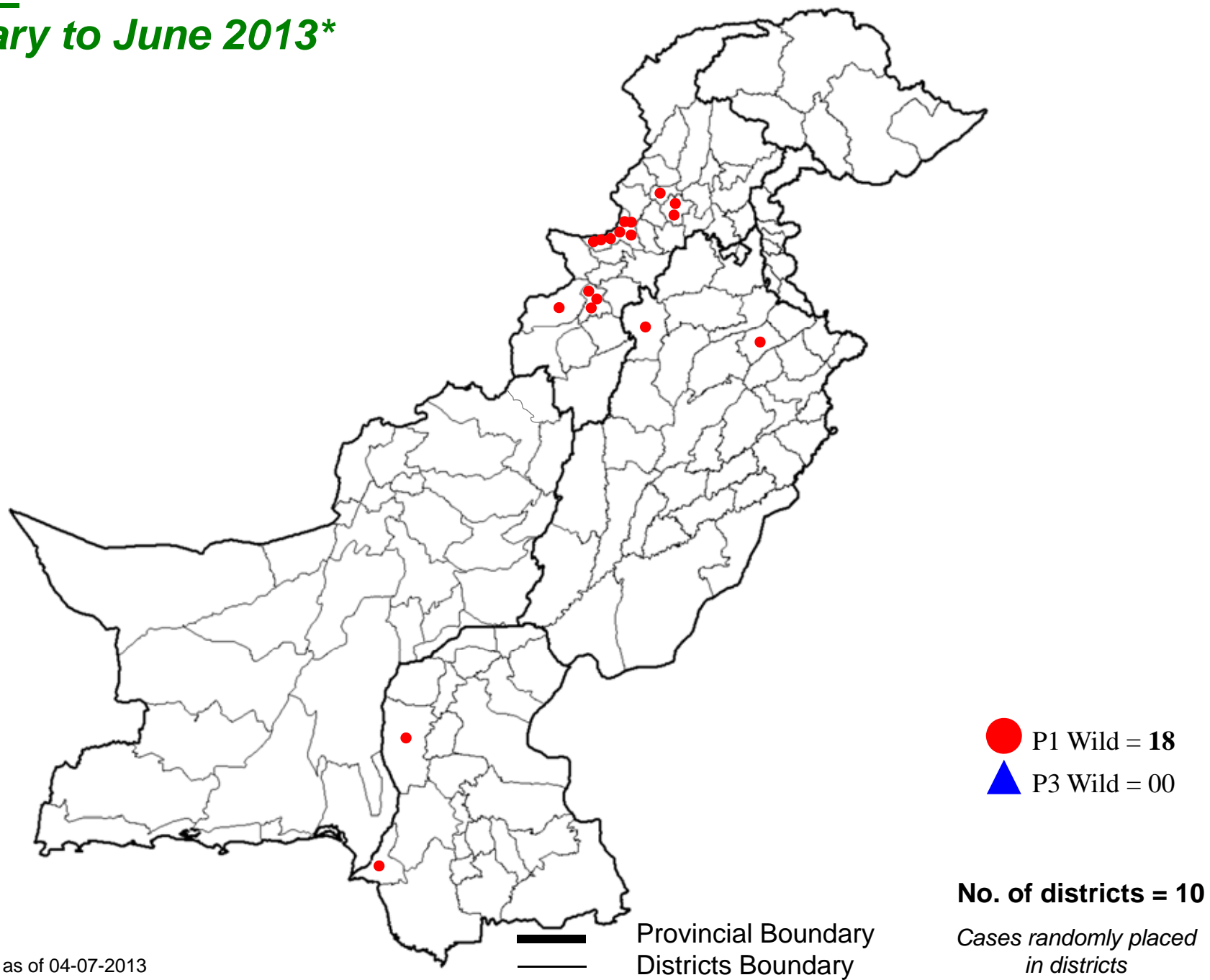
Infected districts/Towns/Agencies/Areas

- WPV cases = 10
- Sewage water = 5
- cVDPV-2 = 3
- Total = 18**



* Afp.rec Data as of 04-07-2013

Map 3: Wild Polio cases in the last 6 months from January to June 2013*



* Afp.rec Data as of 04-07-2013

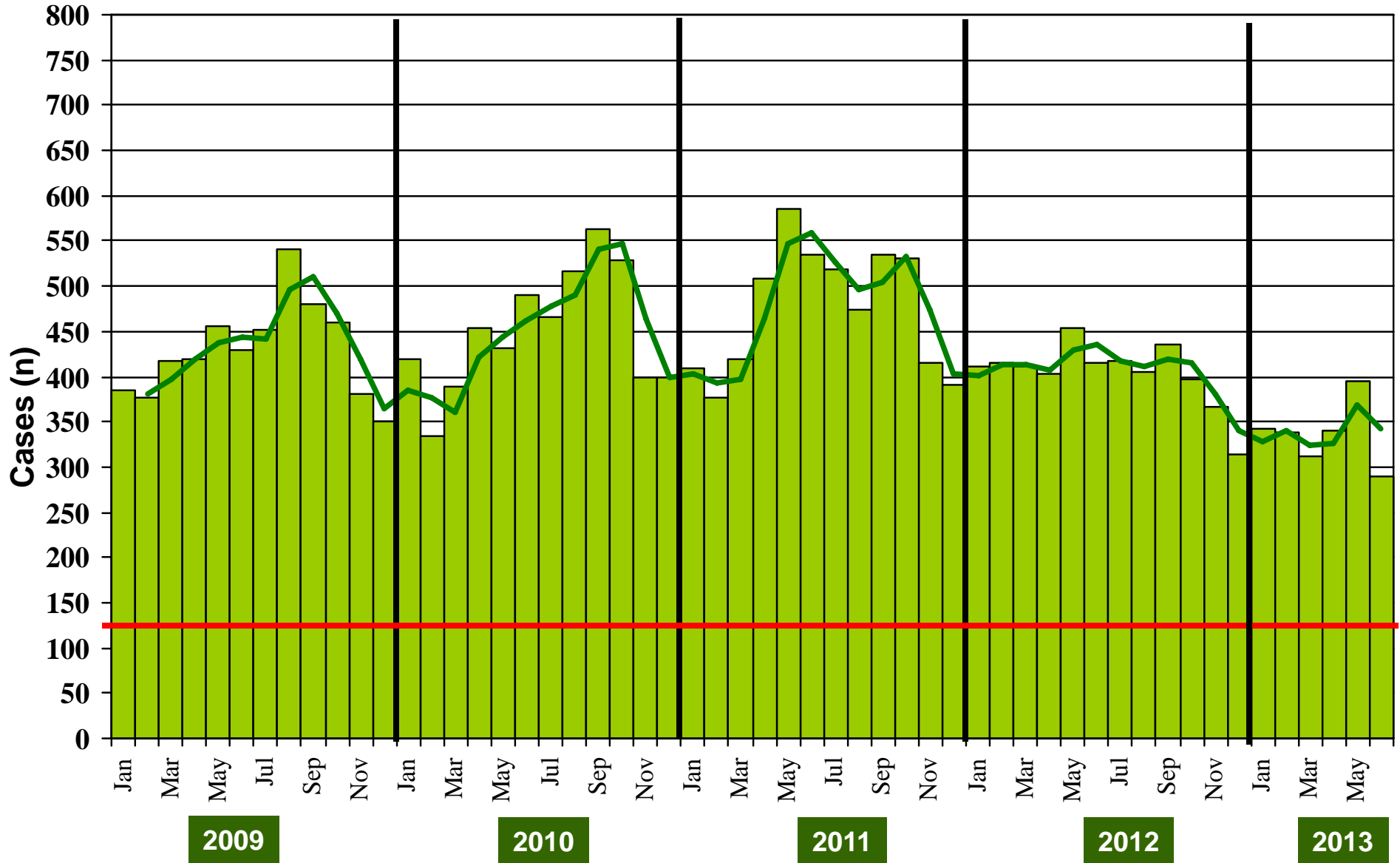
**Table 5: Distribution of AFP Cases By Week of Onset ^
Pakistan 2013* [Week number/Ending on]**

PROVINCE	W 12 23 Mar 2013	W 13 30 Mar 2013	W 14 06 Apr 2013	W 15 13 Apr 2013	W 16 20 Apr 2013	W 17 27 Apr 2013	W 18 04 May 2013	W 19 11 May 2013	W 20 18 May 2013	W 21 25 May 2013	W 22 01 June 2013	W 23 08 June 2013	W 24 15 June 2013	W 25 22 June 2013	W 26 29 June 2013
PUNJAB	38	34	45	30	58	45	50	45	53	55	45	62	57	44	7
SINDH	22	12	17	16	20	16	17	22	20	20	23	20	11	23	3
KP	13	9	12	11	23	9	15	15	9	14	34	20	20	11	4
FATA	1	1	1	3	1	6	2	7	7	5	2	6	5	1	1
BALUCHISTAN	1	3	1	4	3	1	1	1	7	7	6	7	3	6	3
AJK	0	1	1	1	0	0	2	0	2	0	1	2	1	2	0
GILGIT BILTISTAN	0	0	0	0	0	0	0	0	0	0	0	0	0	0	0
ISLAMABAD	0	0	0	1	0	1	0	2	0	2	0	2	0	0	0
PAKISTAN	75	60	77	66	105	78	88	92	98	103	111	119	97	87	18

* Afp.rec & Afplab.rec: Data as of 04-07-2013

^ MMWR Epidemiological Weeks

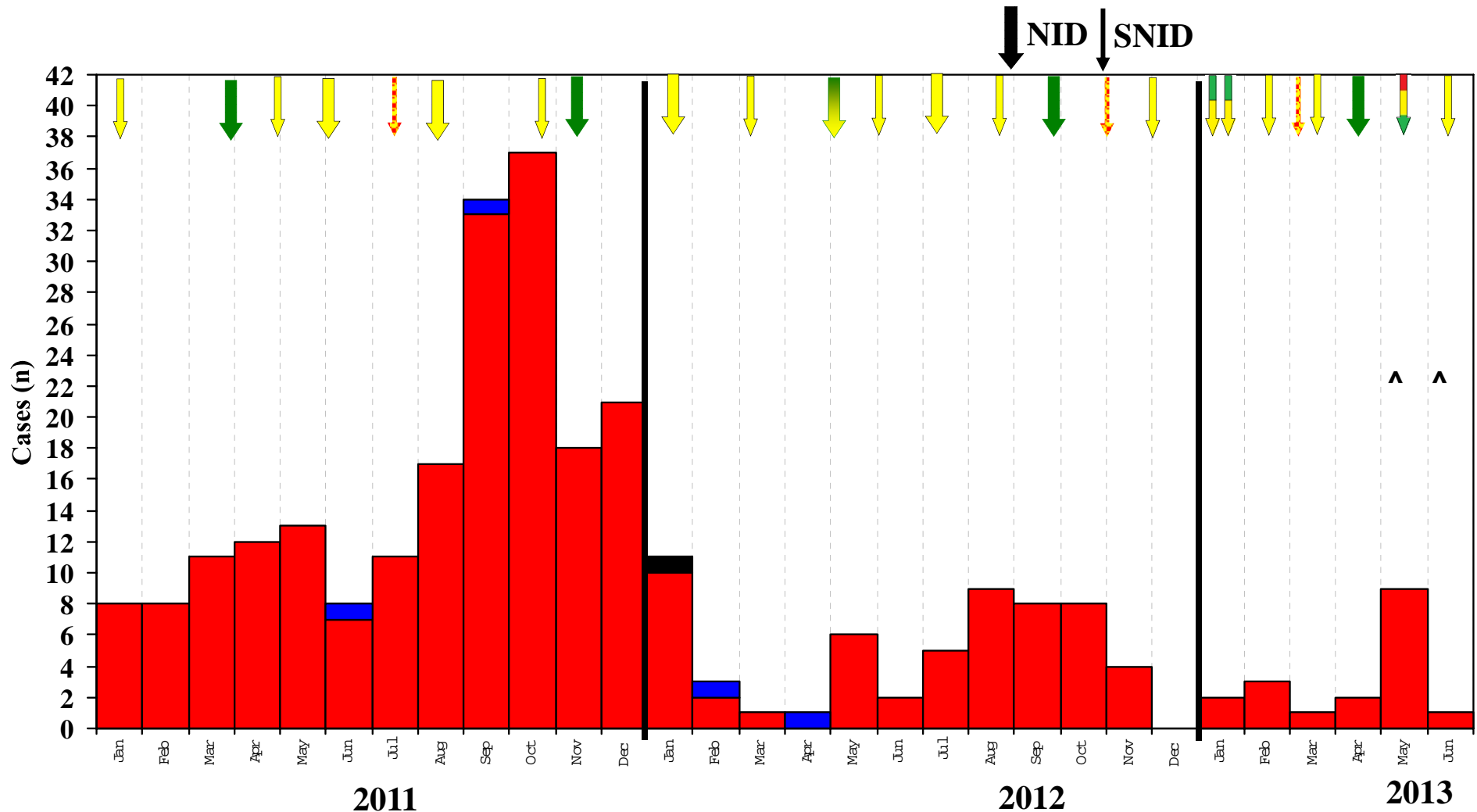
Graph 1: Distribution of AFP Cases by Month, Pakistan 2009-2013*



@ Non-polio AFP rate of 2/100,000 children < 15 years

*Afp.rec Data as of 04-07-2013

Confirmed Polio Cases By Poliovirus Type, 2011-2013*

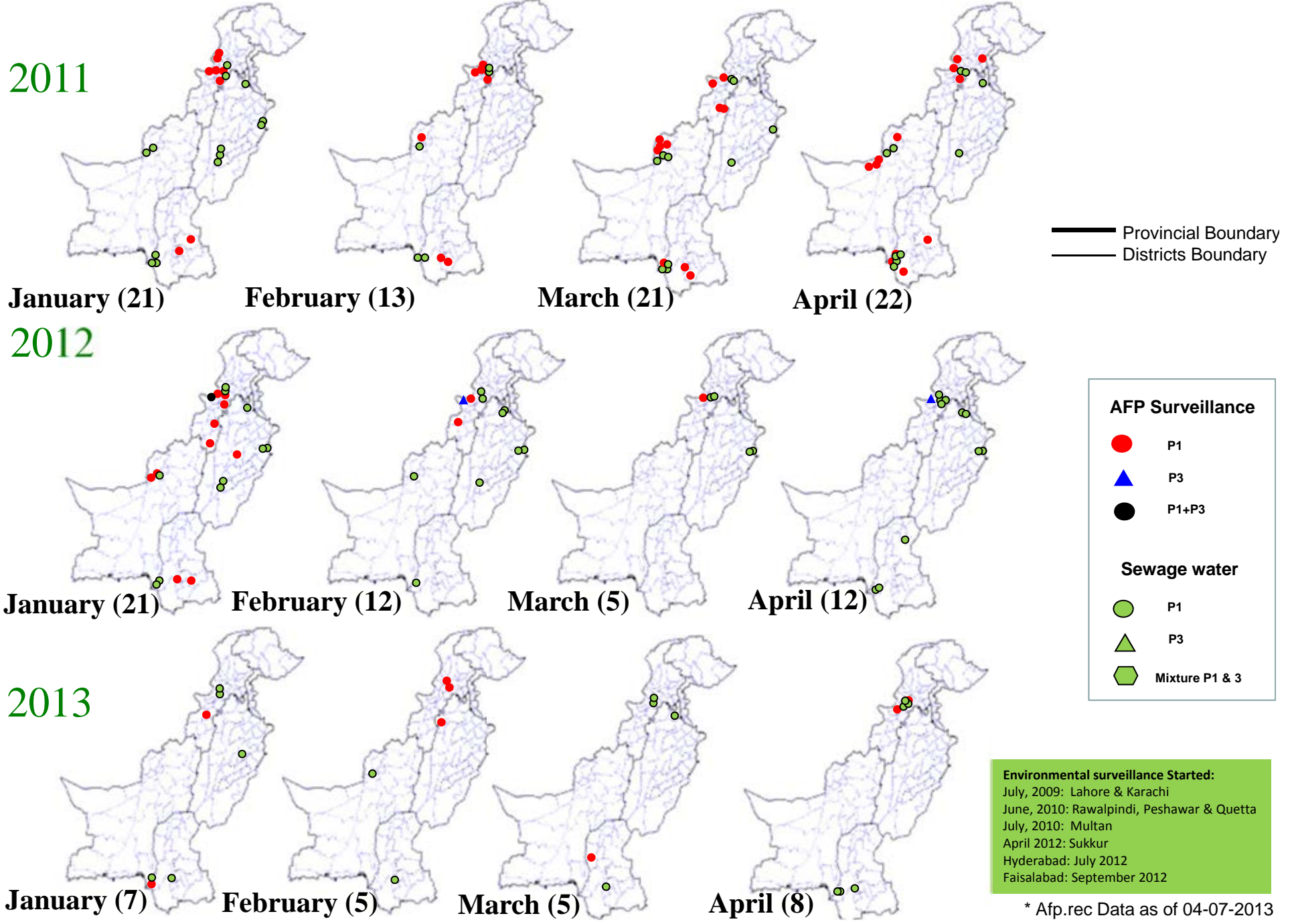


Vaccine Type
■ mOPV1 ■ mOPV3 ■ Trivalent ■ Bivalent

Virus Type
■ NSL3 ■ NSL1 ■ NSL1 & NSL3

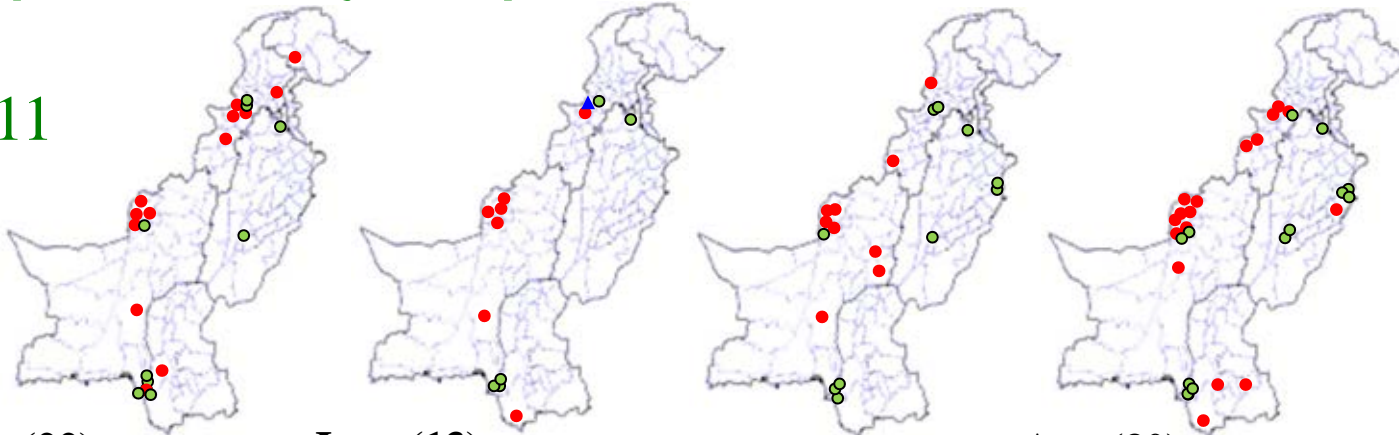
* Data source AFP 04/07/2013

Map 4: Monthly Comparison of P1 & P3 Polio Cases/Isolates 2011-2013*



Map 4.1: Monthly Comparison of P1 & P3 Polio Cases/Isolates 2011-2013*

2011



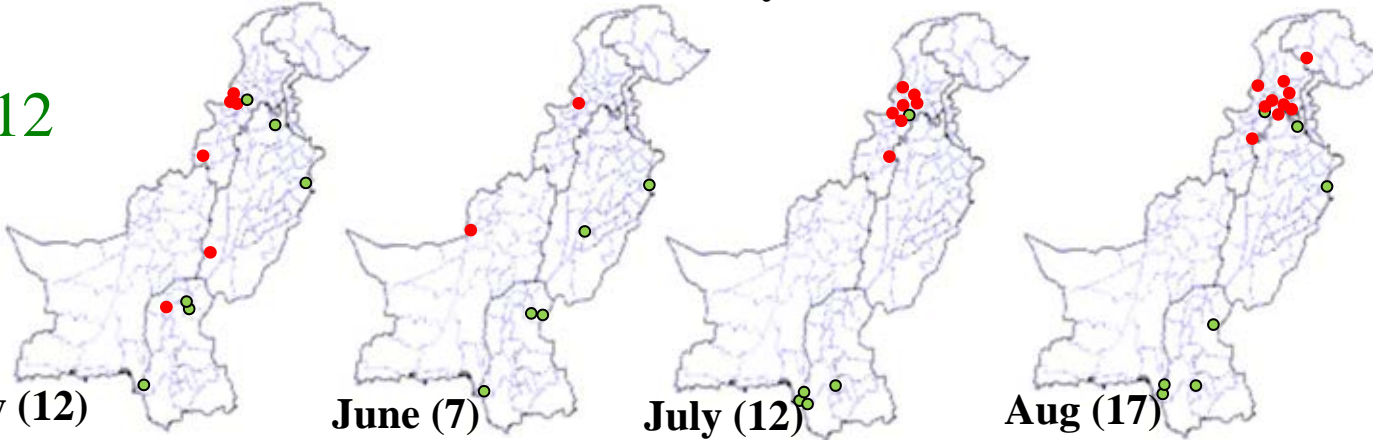
May (22)

June (13)

July (19)

Aug (30)

2012



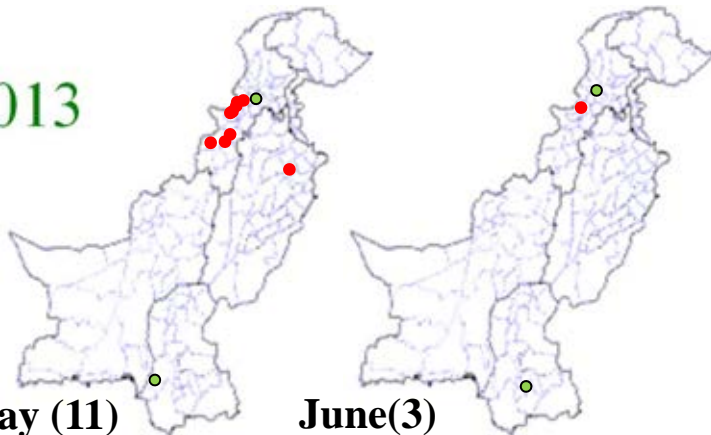
May (12)

June (7)

July (12)

Aug (17)

2013



May (11)

June(3)

AFP Surveillance

- P1
- ▲ P3
- Mixture P1 & 3

Sewage water

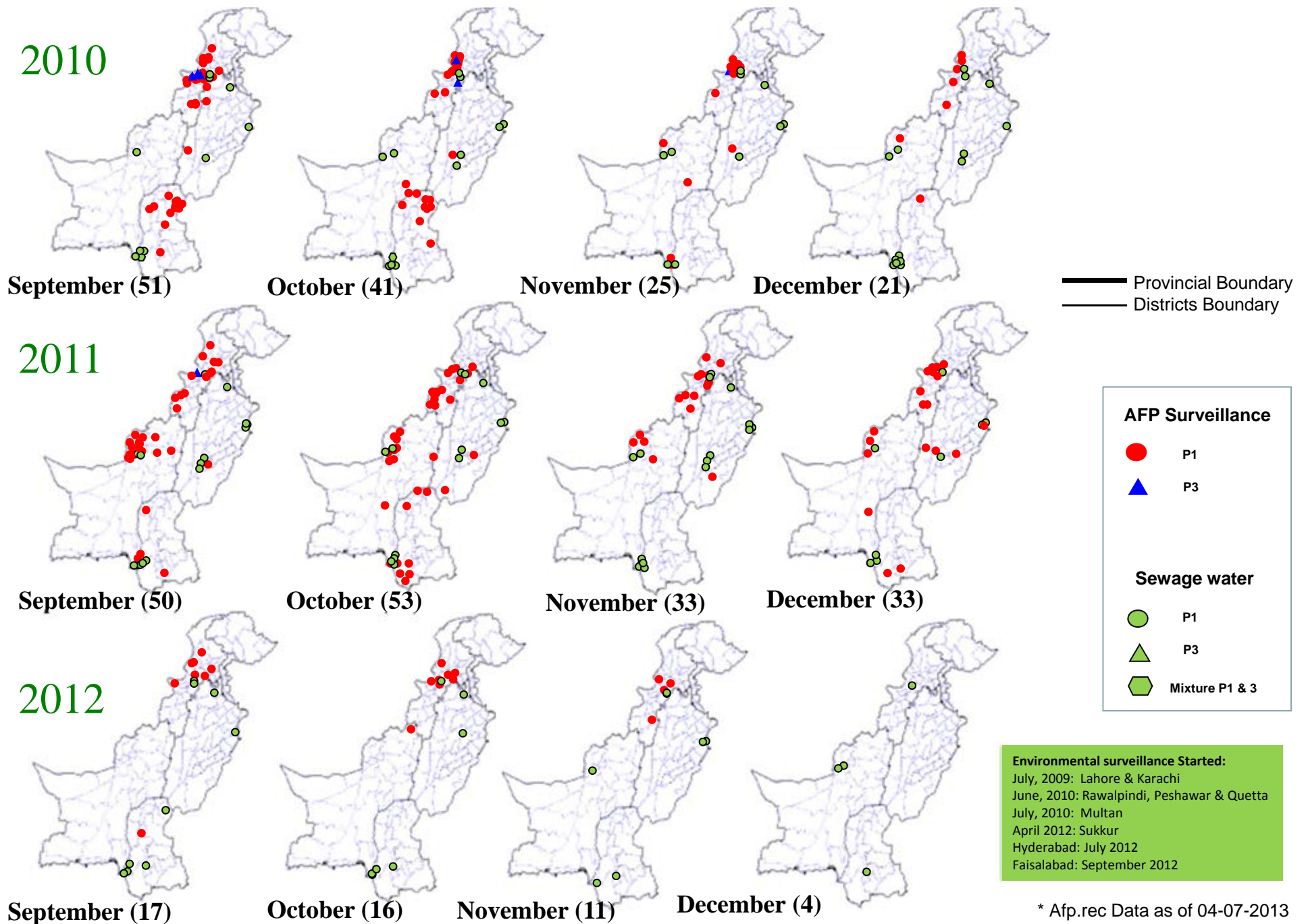
- P1
- ▲ P3
- ⬡ Mixture P1 & 3

Environmental surveillance Started:

July, 2009: Lahore & Karachi
 June, 2010: Rawalpindi, Peshawar & Quetta
 July, 2010: Multan
 April 2012: Sukkur
 Hyderabad: July 2012
 Faisalabad: September 2012

* Afp.rec Data as of 04-07-2013

Map 4.2: Monthly Comparison of P1 & P3 Polio Cases/Isolates 2010-2012*

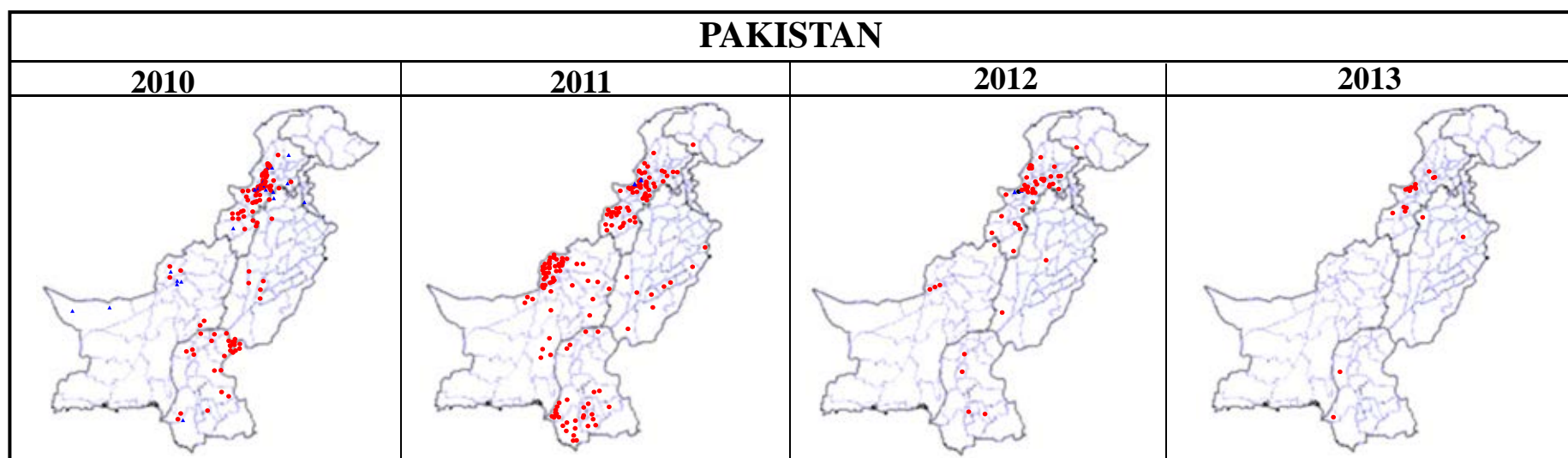


* Afp.rec Data as of 04-07-2013

Table 6: Polio Eradication Update, Pakistan 2010-2013*

Province/Region	Polio 1				Polio 3				Total Wild			
	2010	2011	2012	2013	2010	2011	2012	2013	2010	2011	2012	2013
PUNJAB	6	9	2	2	1	0	-	-	7	9	2	2
SINDH	26	33	4	2	1	0	-	-	27	33	4	2
KP	19	23	27	4	5	0	-	-	24	23	27	4
FATA^	63	57	17	10	11	2	2	-	74	59	20^	10
BALUCHISTAN	6	73	4	-	6	0	-	-	12	73	4	-
AJK	0	0	-	-	0	0	-	-	0	0	-	-
Gilgit-Baltistan	0	1	1	-	0	0	-	-	0	1	1	-
ISLAMABAD	0	0	-	-	0	0	-	-	0	0	-	-
PAKISTAN	120	196	55	18	24	2	2	-	144	198	58	18

^ FATA reported mixture of NSL1 & NSL3



* Afp.rec Data as of 04-07-2013

Table 7: Vaccination status of non polio AFP cases age 6-59 months 2010-2013*

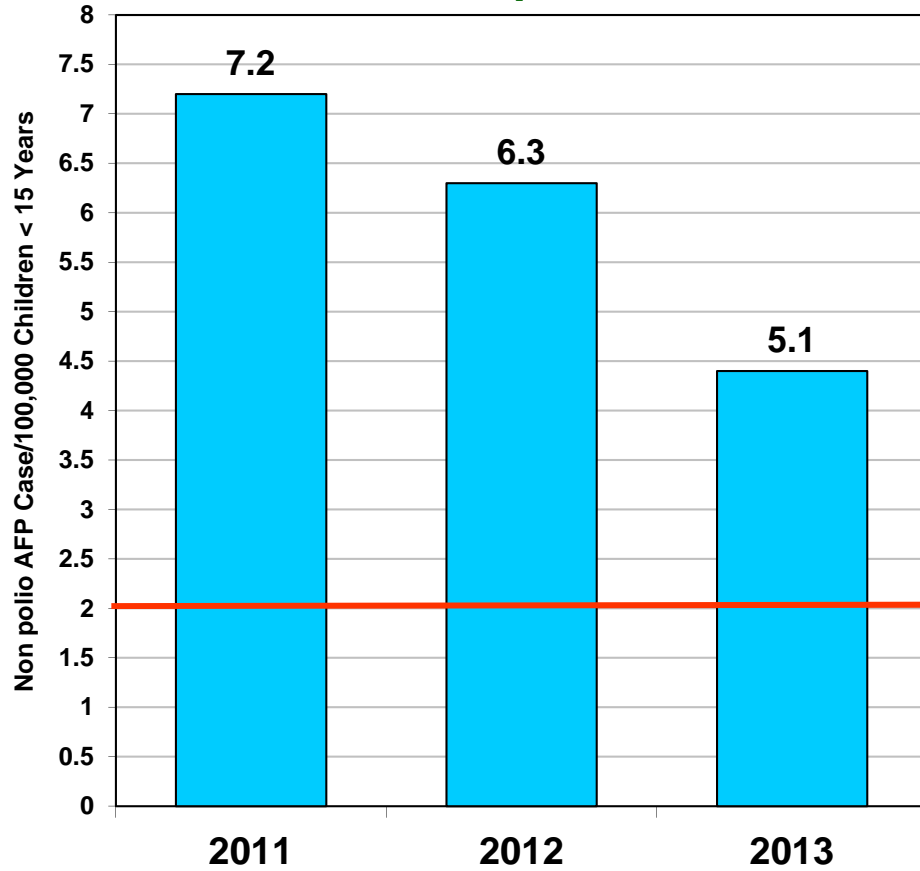
REGION	0 dose				1-2 doses				3 doses				4-6 doses				7+ doses			
	10	11	12	13	10	11	12	13	10	11	12	13	10	11	12	13	10	11	12	13
Central Punjab	0%	0%	0%	1%	1%	1%	0%	0%	1%	2%	0%	1%	7%	6%	4%	8%	91%	92%	95%	90%
North Punjab	0%	0%	0%	0%	0%	1%	0%	0%	2%	1%	0%	0%	6%	5%	4%	5%	91%	93%	96%	95%
South Punjab	0%	0%	0%	0%	1%	0%	0%	0%	0%	1%	0%	0%	5%	5%	4%	3%	94%	93%	96%	97%
PUNJAB	0%	0%	0%	0%	1%	1%	0%	0%	1%	1%	0%	0%	6%	5%	4%	5%	92%	93%	96%	94%
Karachi	2%	4%	1%	0%	0%	1%	1%	2%	3%	0%	2%	0%	7%	6%	6%	7%	88%	88%	90%	91%
North Sindh	0%	0%	0%	0%	1%	1%	0%	0%	0%	0%	1%	0%	4%	5%	4%	6%	95%	94%	94%	97%
South Sindh	0%	1%	0%	0%	1%	1%	1%	1%	1%	0%	2%	0%	9%	6%	4%	7%	89%	93%	93%	92%
SINDH	1%	1%	0%	0%	1%	1%	1%	1%	1%	0%	1%	0%	7%	6%	4%	7%	91%	92%	93%	92%
Central Khyber Pakhtunkhwa	1%	1%	2%	2%	0%	1%	1%	0%	1%	0%	0%	1%	2%	3%	2%	0%	97%	95%	95%	97%
North Khyber Pakhtunkhwa	2%	1%	2%	0%	1%	2%	2%	2%	2%	1%	2%	0%	6%	7%	9%	5%	89%	90%	85%	93%
South Khyber Pakhtunkhwa	3%	2%	2%	0%	3%	4%	1%	0%	3%	4%	1%	0%	14%	7%	9%	2%	76%	83%	87%	98%
Khyber Pakhtunkhwa	1%	1%	2%	1%	1%	2%	1%	1%	2%	1%	1%	1%	6%	5%	6%	2%	90%	91%	89%	96%
FATA	14%	14%	18%	21%	11%	10%	6%	3%	6%	5%	3%	7%	18%	11%	12%	7%	51%	61%	62%	62%
North Balochistan	12%	4%	12%	17%	0%	12%	10%	13%	4%	23%	3%	0%	12%	12%	17%	9%	72%	50%	57%	61%
Quetta Block	0%	31%	14%	16%	11%	10%	10%	5%	0%	3%	0%	0%	9%	14%	14%	11%	81%	43%	62%	68%
Rest of Balochistan	6%	7%	9%	6%	2%	2%	6%	6%	2%	5%	5%	6%	11%	10%	10%	25%	78%	76%	70%	56%
BALUCHISTAN	5%	16%	8%	11%	4%	6%	8%	9%	2%	6%	3%	2%	11%	12%	17%	13%	78%	60%	64%	66%
PAKISTAN	1%	2%	1%	1%	1%	1%	1%	1%	1%	1%	1%	1%	7%	6%	5%	5%	89%	89%	92%	92%

* Afp.rec Data as of 04-07-2013

Key Surveillance Indicators; 2011-2013*

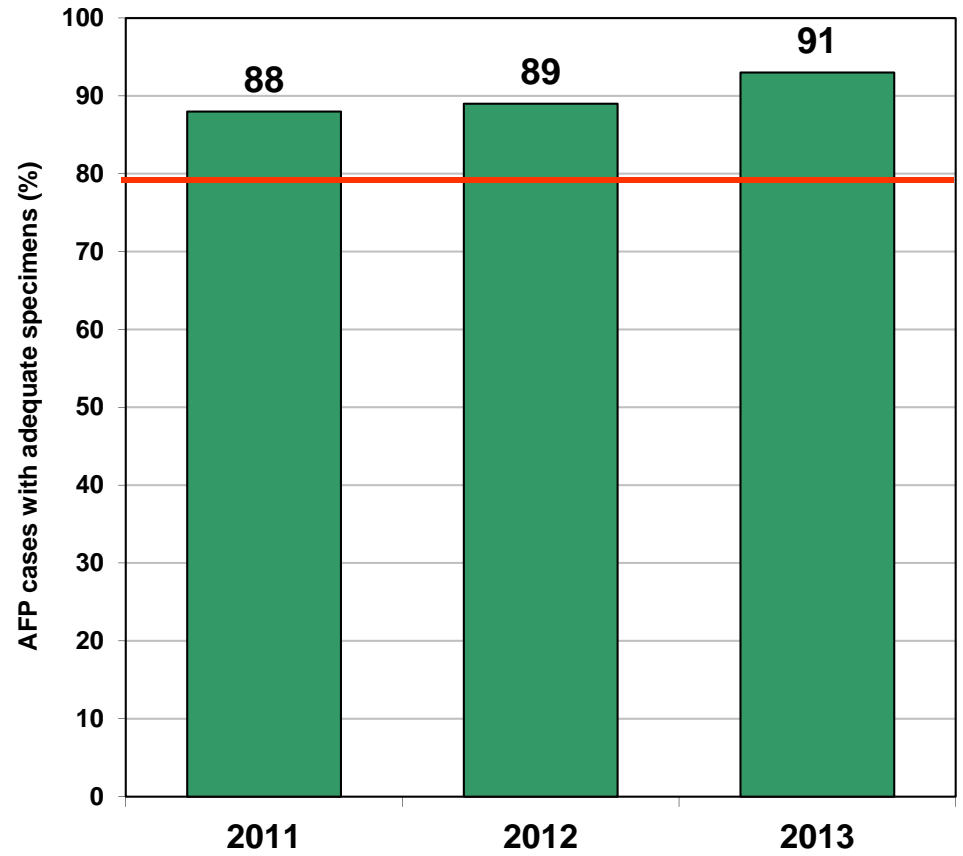
(Non polio AFP rate and % AFP cases with adequate specimens)

Graph 3



■ Non Polio AFP Rate

Graph 4



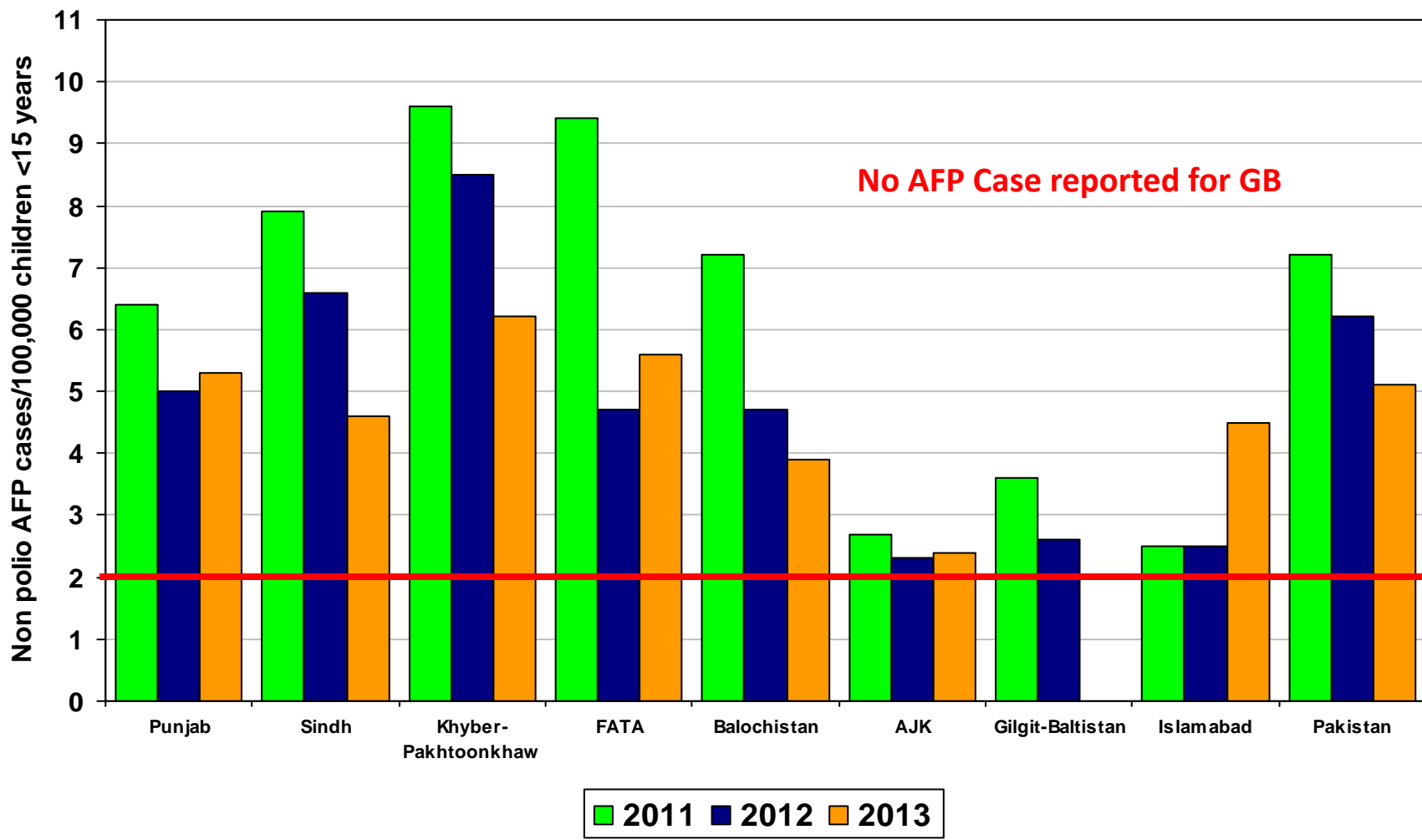
■ % AFP with Adequate Specimens

— Target

Non Polio AFP rate Up to Week No. 26 ended on 29th June, 2013

* Afp.rec Data as of 04-07-2013

Non Polio AFP Rate By Province/Regions, 2011-2013*

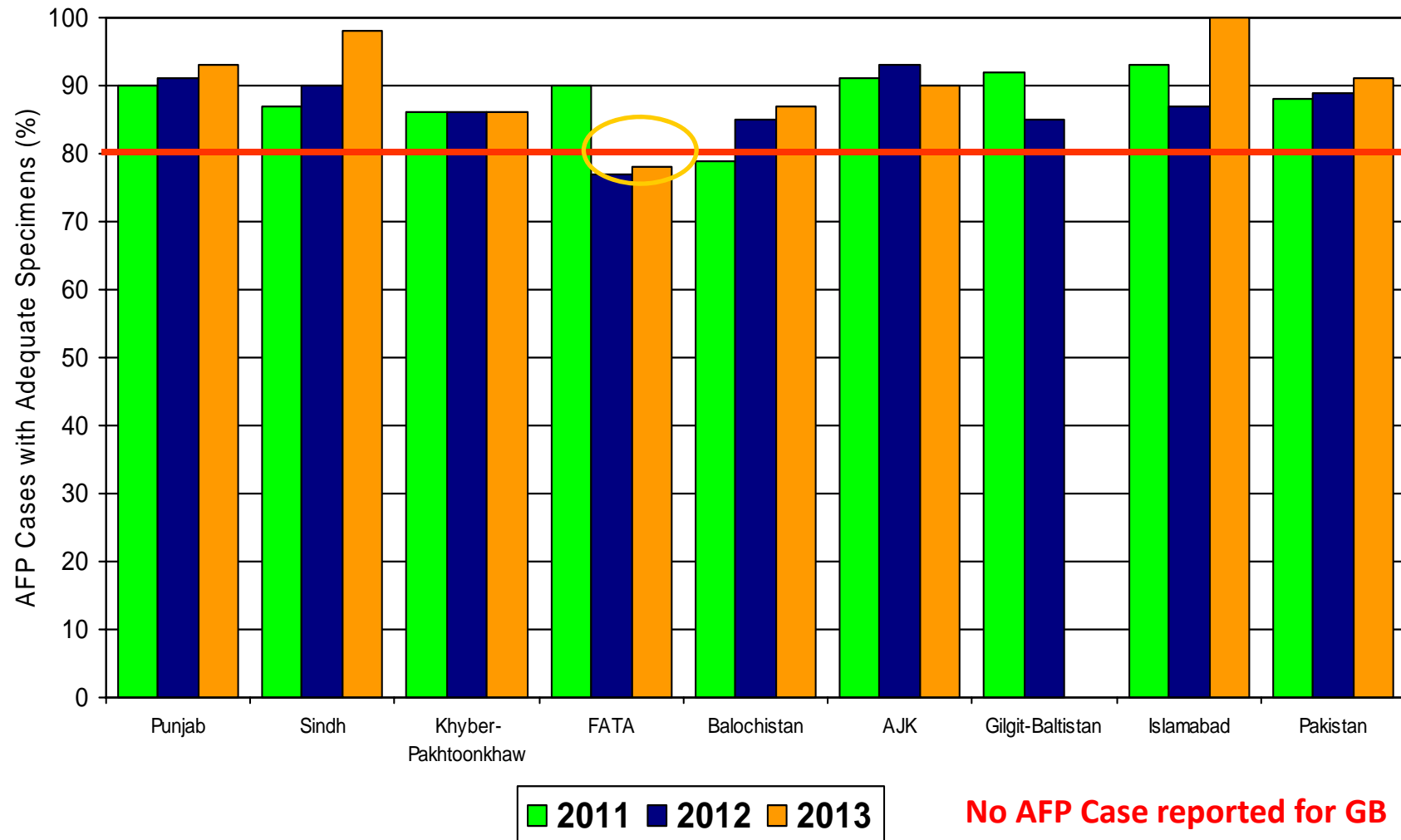


Non Polio AFP rate Up to Week No. 26 ended on 29th June, 2013

Target Non-Polio AFP Rate 2/ 100000 < 15 years of the age

* Data source AFP 04/07/2013

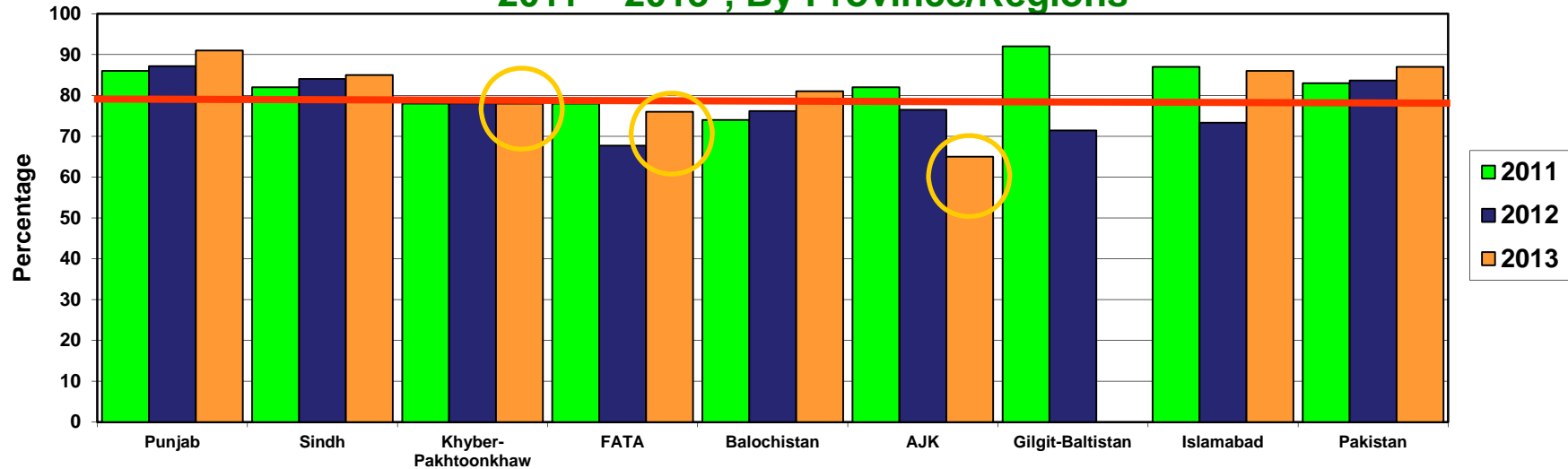
Percent AFP Cases with Adequate Specimens By Province/Regions, 2011-2013*



* Data source AFP 04/07/2013

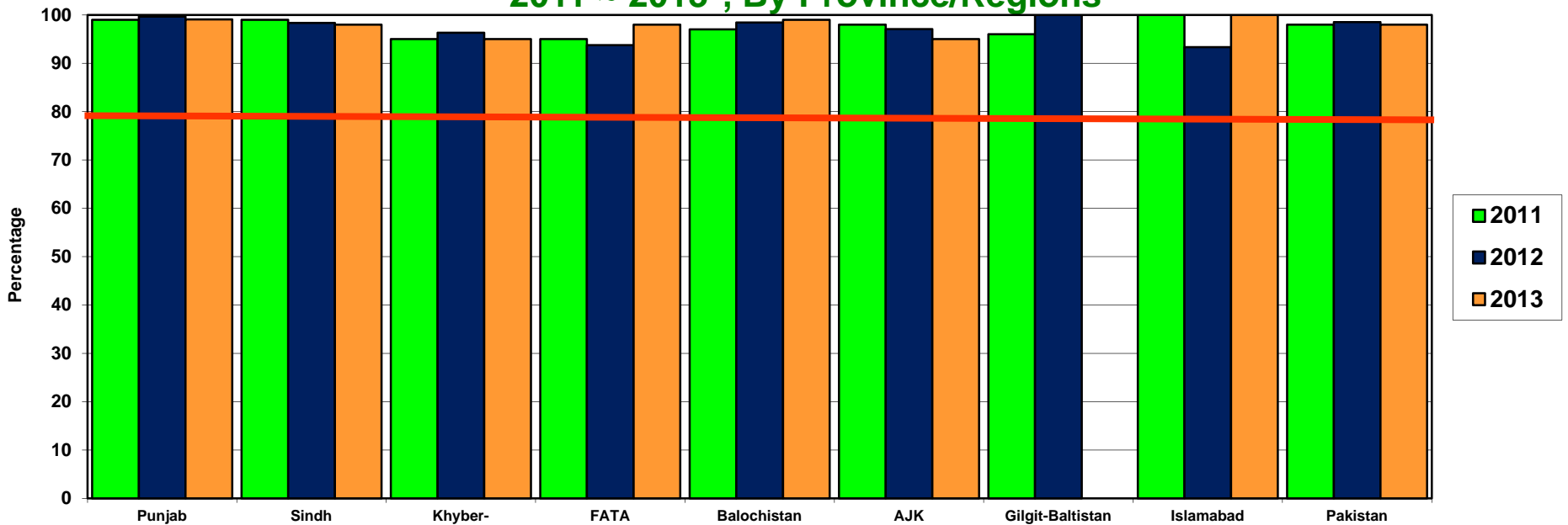
Target Adequate Sample cases = 80%

**Graph 5: Percent AFP Cases Notified within 07 days of paralysis onset
2011 ~ 2013*, By Province/Regions**



No AFP Case reported for GB

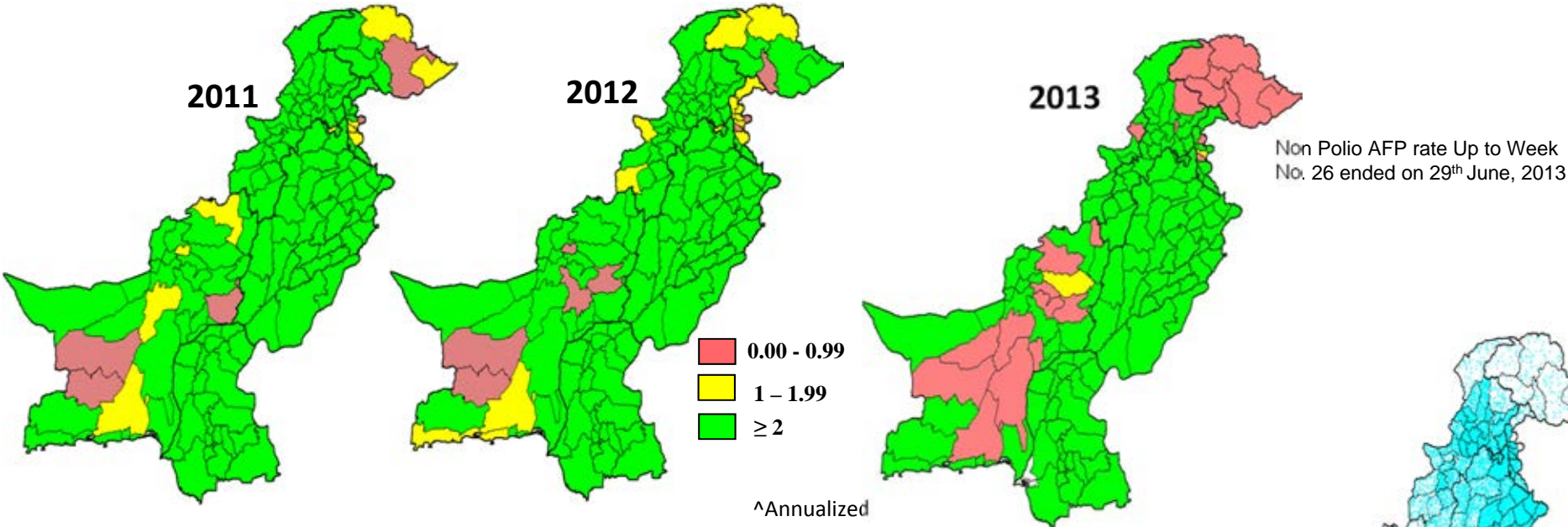
**Graph 6: Percent AFP Cases Investigated within 48 hours of notification
2011 ~ 2013*, By Province/Regions**



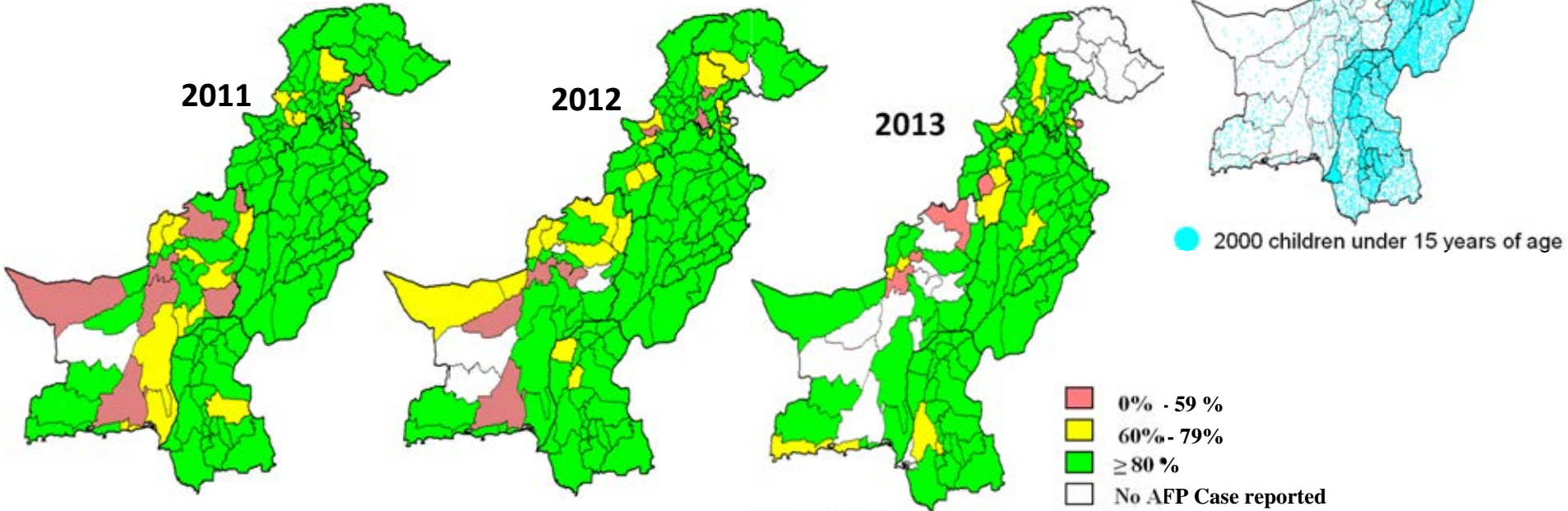
* Afp.rec Data as of 04-07-2013

— Target

Non-Polio^ AFP Rate by District



Percent AFP Cases with Adequate Specimens, by District



* Data source AFP 04/07/2013

Table 8: AFP CASES PENDING FOR CLASSIFICATION WITH DATE OF ONSET MORE THAN 90 DAYS* 2013

S. No	DISTRICT	TEHSIL	EPID	SEX	AGE	DONSET	DOSE€	DSTOOL1	DSTOOL2	LAB	FEVER	ASVM	PROG	FUP	PEND (DAYS)
1	KARAK	KARAK	KP/51/13/005	F	13	01-01-13	7+	15-02-13	17-02-13	EV	N	Y	Y	Y	184
2	KHYBER	LANDI KOTAL	FT/34/13/003	M	84	10-02-13	7+	25-02-13	27-02-13		Y	N	Y		144
3	KHYBER	JAMRUD	FT/34/13/004	F	16	22-01-13	7+	05-03-13	06-03-13	EV	Y	Y	Y		163
4	MARDAN	MARDAN	KP/40/13/007	M	29	17-01-13	7+	06-02-13	07-02-13	EV	Y	Y	Y	Y	168
5	PESHAWAR	PESHAWAR	KP/30/13/008	M	96	15-01-13	7+	26-02-13	27-02-13	NVI	N	N	Y	Y	170
6	SWAT	SWAT	KP/24/13/004	M	120	20-02-13	7+	Child Died Before Stool Collection			Y	N	Y	DIED	134
7	WAZIR-N	MIRAN SHAH	FT/64/13/001	M	96	08-02-13	6	13-02-13			Y	N	Y	DIED	146
8	DGKHAN	DGKHAN	PB/81/13/058	M	18	11-03-13	7+	LATE NOTIFIED			Y	Y	Y	Y	115
9	FAISALABAD	JARANWALA	PB/51/13/045	F	10	01-03-13	1				N	Y	Y	Y	Y
10	GHOTKI	GHOTKI	SD/42/13/003	F	30	13-01-13	7+	18-01-13		NVI	Y	Y	Y	DIED	172
11	GHOTKI	GHOTKI	SD/42/13/009	M	84	03-02-13	7+	02-03-13	03-03-13	NVI	Y	Y	Y	Y	151
12	HYDERABAD	HYDERABAD RURAL	SD/21/13/003	F	6	25-01-13	6	20-02-13	21-02-13	NVI	N	Y	Y	Y	160
13	HYDERABAD	HYDERABAD RURAL	SD/21/13/006	M	84	01-04-13	7+	Child Died Before Stool Collection			Y	N	Y	DIED	94
14	JACOBABAD	THUL	SD/53/13/004	M	120	07-02-13	7+	09-03-13	10-03-13	NVI	Y	N	Y	Y	147
15	KAMBAR	WARAH	SD/55/13/006	M	96	01-01-13	7+	LATE NOTIFIED			N	Y	Y	Y	184
16	KHIGADAP	GADAP	SD/63/13/006	M	156	14-02-13	0				N	N	Y	Y	Y
17	KHIKAMARI	KAMARI	SD/67/13/001	M	18	10-01-13	1				Y	Y	Y	Y	175
18	NFEROZ	BHIRIA	SD/45/13/003	F	144	05-02-13	7+	Child Died Before Stool Collection			Y	Y	Y	DIED	149
19	SANGHAR	KHIPRO	SD/32/13/005	M	144	05-03-13	7+	LATE NOTIFIED			N	N	Y	Y	121
20	T.ALLAHYAR	J.MUREE	SD/27/13/004	F	66	12-02-13	7+	18-02-13		NVI	N	N	N	DIED	142
21	THATTA	SUJAWAL	SD/22/13/001	M	1	02-01-13	1	09-01-13	31-01-13	NVI	N	N	Y	DIED	183
22	TMKHAN	B.S.KARIM	SD/26/13/006	F	3	02-04-13	4	30-04-13	01-05-13	EV	Y	N	Y		93
23	BUNIR	DAGGAR	KP/22/13/008	M	35	12-03-13	7+	01-04-13	02-04-13	NVI	Y	Y	Y	Y	114
24	BUNIR	DAGGAR	KP/22/13/007	M	132	28-02-13	7+	30-03-13	31-03-13	NVI	N	N	Y	Y	126
25	BUNIR	DAGGAR	KP/22/13/015	M	72	01-01-13	7+	LATE NOTIFIED			Y	Y	Y	Y	184
26	DIRLOWER	SAMAR BAGH	KP/23/13/015	F	13	30-01-13	7+				Y	Y	Y	Y	Y
27	HARIPUR	HARIPUR	KP/12/13/005	M	66	18-01-13	7+	19-02-13	20-02-13	EV	N	N	Y	Y	167
28	LAKKIMRWT	LAKKIMRWT	KP/62/13/008	F	120	17-01-13	7+	01-03-13	02-03-13	NVI	Y	N	Y		168
29	MANSEHRA	MANSEHRA	KP/14/13/005	M	168	17-03-13	7+	Child Died Before Stool Collection			N	N	Y	DIED	109
30	MARDAN	TAKHT BHAI	KP/40/13/034	M	5	10-03-13	6	LATE NOTIFIED			N	Y	UK	Y	116
31	PESHAWAR	PESHAWAR	KP/30/13/022	F	22	06-02-13	7+				N	N	N	Y	
32	SHANGLA	MARTOONG	KP/26/13/001	M	72	08-01-13	7+				Y	Y	Y		177
33	SWAT	SWAT	KP/24/13/006	F	132	02-04-13	7+	10-04-13		NVI	N	N	Y		93
34	SWAT	SWAT	KP/24/13/012	F	120	30-03-13	7+	27-05-13	28-05-13	NVI	N	N	Y		96
35	TANK	TANK	KP/63/13/005	M	42	25-02-13	7+	27-04-13	28-04-13	NVI	Y	N	UK		129
36	BAJOUR	MAMUND	FT/33/13/007	M	45	02-01-13	7+	LATE NOTIFIED			N	Y	Y	Y	183
37	KHYBER	LANDI KOTAL	FT/34/13/005	M	132	09-03-13	7+	12-03-13		EV	N	N	Y		117
38	KHYBER	JAMRUD	FT/34/13/002	F	24	18-01-13	7+	21-02-13	23-02-13		N	Y	Y		167

€ Based on recall of parents
* Afp.rec Data as of 04-07-2013

60 days Follow-up not done

FUP = Residual Weakness at 60 days follow up.