



**World Health  
Organization**

**Weekly  
AFP Surveillance Update  
Pakistan**

**Week 26** (*Ended on 29<sup>th</sup> June, 2013*)

***National Surveillance Cell  
Federal EPI***

World Health Organization Country Office,  
Chak Shahzad, Park Road,  
Islamabad, Pakistan

Tel: +92-51 9255123 / 9255282 /9255184

Fax: +92-51 9255274

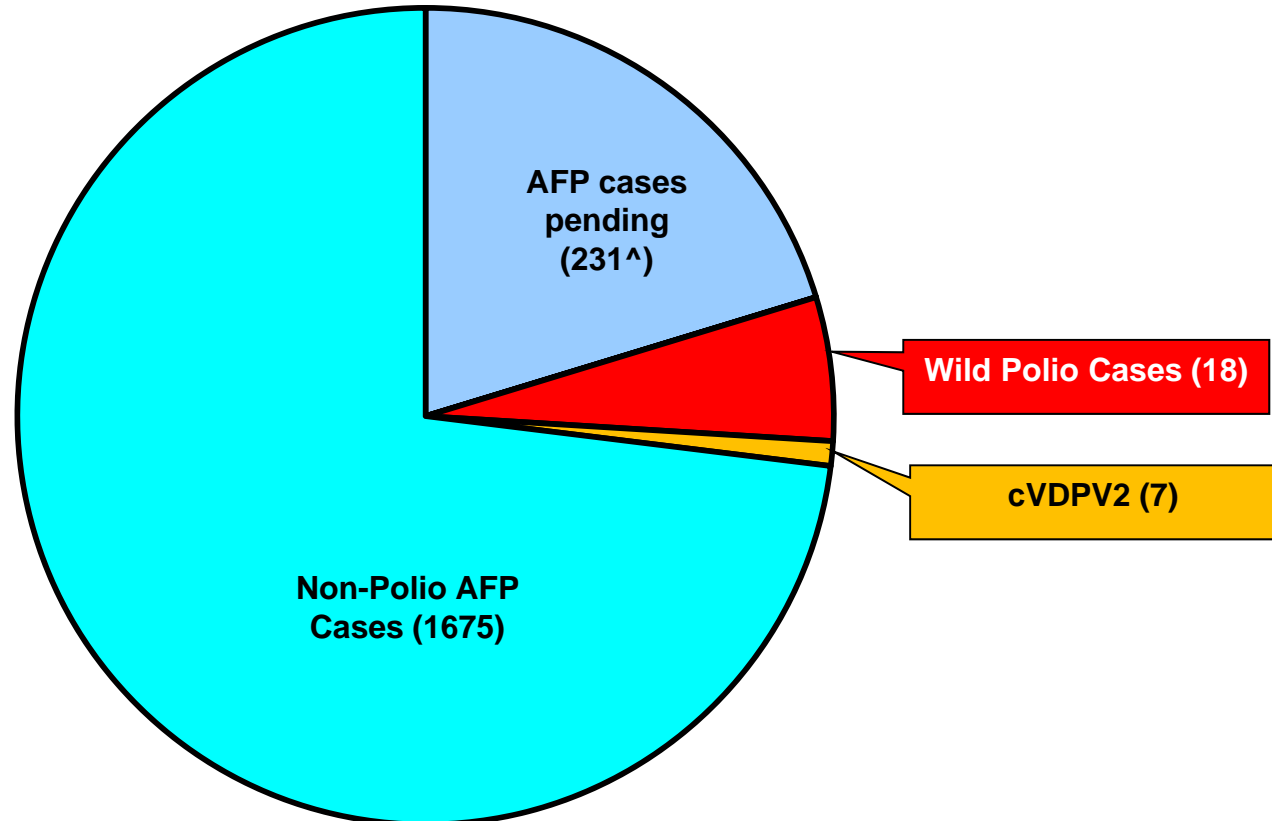
Email: [epidata@pak.emro.who.int](mailto:epidata@pak.emro.who.int)

Web site: [www.who.gov.pk](http://www.who.gov.pk)

AFP Surveillance



# AFP Case Profile, 2013\*



**Total AFP Cases Reported = 1931**

<sup>^</sup>38 Inadequate cases pending classification by ERC;  
<sup>^</sup>57 Inadequate cases not due for FUP  
<sup>^</sup>136 Pending in the Lab

# Comparison of polio cases by province/region 2012<sup>§</sup> & 2013\*

Region/ Province	No. of polio cases		No. of infected districts/towns		Last polio case
	2012	2013	2012	2013	
<b>Khyber Pakhtunkhwa</b>	5	4	4	3	22-Apr-13
<b>FATA / FR Areas</b>	11	10	3	3	06-June-13
<b>Sindh</b>	3	2	3	2	22-Mar-13
<b>Balochistan</b>	3	-	1	-	02-Oct-12
<b>Punjab</b>	2	2	2	2	26-May-13
<b>Pakistan</b>	<b>24</b>	<b>18</b>	<b>13</b>	<b>10</b>	<b>06-June-13</b>

Five additional districts/town declared infected based on environmental samples 2013

Total polio cases of 2012 are 58

\* Afp.rec Data as of 27-06-2013

§Based on date of onset

**Table 1: List of Confirmed Polio Cases, Pakistan 2013\***

S.NO.	PROVINCE/ REGION	DISTRICT	TEHSIL	EPID NO.	SEX	AGE (m)	DATE ONSET OF PARALYSIS	NO. OPV DOSES (based on parents recall)		FEVER	Asymmetric Paralysis	Rapid Progression	REFUSAL	WPV TYPE	GENETICS
								Routine	SIA's						Cluster
1	SINDH	BIN QASIM	BIN QASIM	SD/62/13/001	M	24	14-Jan-13	0	0	N	Y	Y	Y	NSL1	R4
2	KP	BANNU	BANNU	NW/61/13/002	M	13	26-Jan-13	0	0	Y	N	Y	Y	NSL1	R4
3	KP	MALAKAND	DARGAI	NW/20/13/006	F	3	08-Feb-13	2	2	Y	N	Y	N	NSL1	R4
4	KP	MARDAN	MARDAN	NW/40/13/009	M	30	12-Feb-13	3	7+	Y	N	Y	N	NSL1	R4
5	PUNJAB	MIWANWALI	ISAKHEL	PB/43/13/005	F	36	07-Feb-13	3	7+	Y	N	Y	N	NSL1	R4
6	SINDH	DADU	MEHAR	SD/24/13/006	F	15	22-Mar-13	0	2	Y	N	Y	N	NSL1	R2
7	KP	MARDAN	MARDAN	NW/40/13/026	M	8	22-Apr-13	0	0	Y	Y	Y	Y	NSL1	R4
8	FATA	KHYBER\$	BARA	FT/34/13/008	M	10	24-Apr-13	2	4	Y	Y	N	N	NSL1	R4
9	FATA	FR BANNU	FR BANNU	FT/69/13/001	M	16	3-May-13	0	3	Y	Y	Y	Y	NSL1	R4
10	FATA	KHYBER\$	BARA	FT/34/13/010	M	8	10-May-13	0	0	Y	Y	Y	N	NSL1	R4
11	FATA	KHYBER\$	BARA	FT/34/13/011	M	23	14-May-13	0	2	Y	Y	Y	N	NSL1	R4
12	FATA	KHYBER\$	BARA	FT/34/13/012	M	4	16-May-13	0	0	Y	N	Y	N	NSL1	R4
13	FATA	KHYBER\$	BARA	FT/34/13/013	M	24	11-May-13	2	3	Y	N	Y	N	NSL1	R4
14	FATA	FR BANNU	FR BANNU	FT/69/13/002	F	22	19-May-13	0	7+	Y	N	Y	N	NSL1	R4
15	FATA	KHYBER\$	BARA	FT/34/13/014	M	30	20-May-13	0	0	Y	N	Y	N	NSL1	R4
16	PUNJAB	MBDIN	MALIKWAL	PB/24/13/013	F	96	26-May-13	3	7+	Y	Y	Y	N	NSL1	R4
17	FATA	KHYBER\$	BARA	FT/34/13/015	M	15	06-June-13	0	0	Y	Y	Y	N	NSL1	R4
18	FATA	WAZIR-N\$	MIR ALI	FT/64/13/010	M	9	24-May-13	0	0	Y	Y	Y	N	NSL1	R4

\* Afp.rec Data as of 27-06-2013

\$ Security compromised area

**New Case**

**Table 2: LAB Update 2013\***

Month of Onset	AFP Cases	No virus isolated	Cases Under Process		Isolated Viruses from stools						
			Culture	ITD	Vaccine viruses		NPEV		Wild	Results within 14 days	
			n	n	n	%	n	%	n	n	%
January	334	275	0	0	19	6	38	11%	2	334	100%
February	330	285	0	0	16	5	26	8%	3	330	100%
March	308	248	0	0	7	2	52	17%	1	308	100%
April	352	242	2	0	22	6	84	24%	2	350	99%
May	413	297	4	0	15	4	88	21%	9	409	99%
June	298	142	98	2	7	2	48	16%	1	198	66%
Pakistan	2035	1489	104	2	86	4	336	17%	18	1929	95%

\* Data as of 01-07-2013

**Table 3: Urgent Pending Cases\***

S.No.	District	Tehsil	Epid	Onset	Age Sex		OPV doses	Date of last OPV dose	Urgent		LAB NO.	Date of first stool collection	Culture-update
									By Field	¥ NSC Criteria			
1	BAHAWLNAGAR	BAHAWLNAGAR	PB/73/13/042	20-Jun-13	8	M	5	0-Jan-00	N	Y	2524	21-Jun-13	UP
2	MOHMAND	LAKAARE	FT/35/13/008	8-May-13	26	M	26	1-May-13	Y	Y	2510	22-Jun-13	UP

UP= Under process

UK=Unknown

\* Data as of 01-07-2013

¥ NSC Criteria = Fever , Rapid Progress, Age < 48 months and OPV Doses < 7

€ Based on recall of parents

**Table 4: List of samples pending for ITD\***

S. No.	DISTRICT / AGENCY / TOWN	TEHSIL / TALUKA	EPID	DONSET	AGE (m)	SEX	OPV Doses€	Date of last OPV dose	Urgent by Field	¥ NSC Criteria	LAB NO.	Date of first stool collection	rRT-PCR
1	RAWALPINDI	CANTT	PB/11/13/034	17-Jun-13	36	M	7+	28-May-13	N	N	2493	20-Jun-13	SL1
2	DIRLOWER	TIMARGARA	KP/23/13/021	12-Jun-13	4 Days	F	0	-	N	N	2443	15-Jun-13	P1

Waiting for rRTPCR for VDPVs

Discordant, waiting for genomic sequencing

\* Data as of 01-07-2013

¥ Fever, Rapid Progression, Age < 48months & Doses < 7

€ Based on recall of parents

# Summary of Laboratory data for Environmental Surveillance- Pakistan (Jan 2011 to date)

## Report for Epidemiological week= 26 (23 – 29 June, 2013)



- Wild poliovirus type 1 (WPV1)
- Wild poliovirus type 3 (WPV3)
- ■ Mixture WPV1 & WPV3
- No WPV Isolated
- Under process
- X Scheduled sampling, sample not collected
- No sampling scheduled
- Mixture WPV1 & VDPV type 2

### SUMMARY

Total Sites = 23

Total Samples Collected (2011-2012-2013) = 577

Total Samples with results available = 564

Total samples positive for Wild PV (2011-2012-2013) = **245** (136+88+21) (WPV1= 245)

Samples Positive for VDPV= 1 (Type 2 VDPV from KHI-Gadaap)



## **Comparison environmental sampling results 2012-13\***

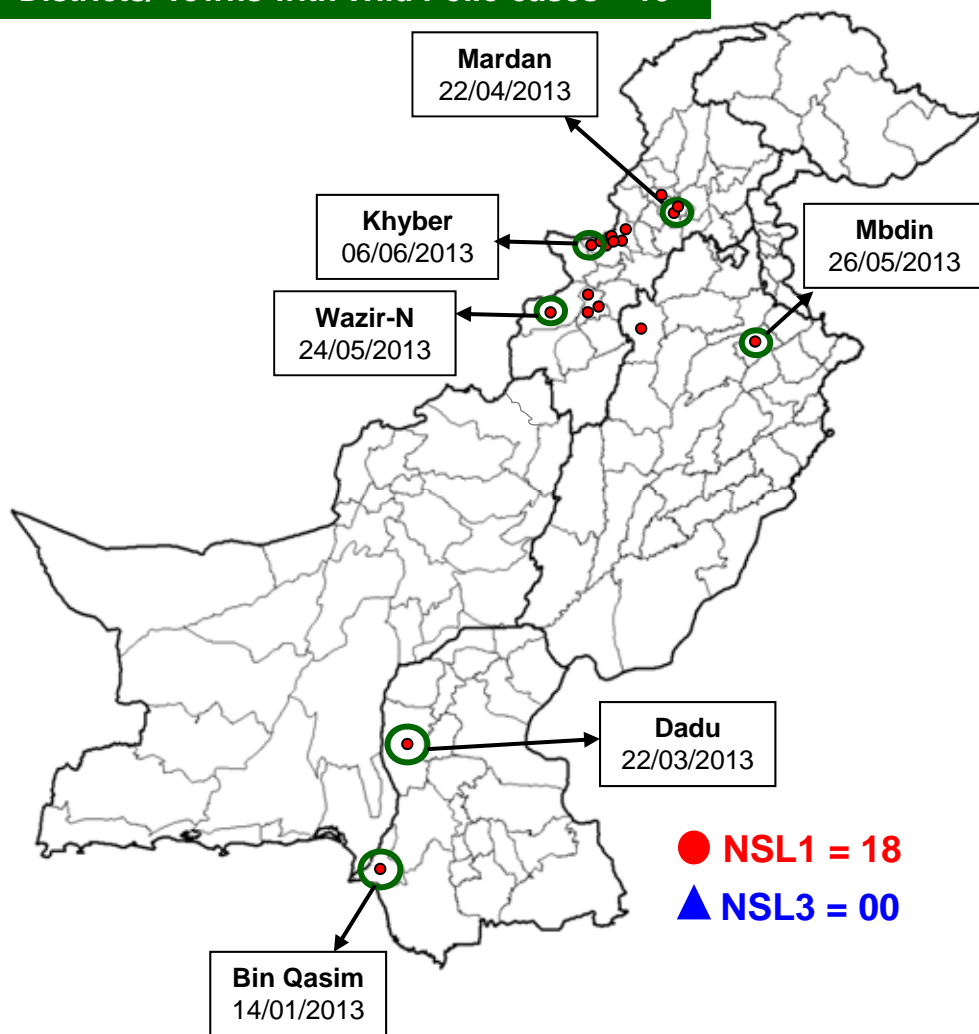
<b>District/ Town</b>	<b>2012</b>			<b>2013*</b>			<b>Last Isolate</b>
	<b>Total</b>	<b>Wild</b>		<b>Total</b>	<b>Wild</b>		
<b>Lahore</b>	17	12	71%	16	0	0%	20-Nov-12
<b>Multan</b>	16	3	19%	16	0	0%	18-Jun-12
<b>Rawalpindi</b>	5	4	80%	5	1	20%	25-Mar-13
<b>Faisalabad</b>	Sampling started week 36			11	1	9%	03-Jan-13
<b>G IQbal</b>	11	1	9%	11	0	0%	04-Oct-12
<b>Gadap</b>	11	5	45%	10	4	40%	20-May-13
<b>Baldia</b>	11	0	0%	10	0	0%	10-Jul-12
<b>Sukkur</b>	4	4	100%	11	0	0%	05-Sep-12
<b>Hyderabad</b>	Sampling started week 28			6	5	83%	10-Jun-13
<b>Peshawar</b>	11	9	82%	11	9	82%	10-Jun-13
<b>Quetta</b>	11	2	18%	14	1	7%	20-Feb-13
<b>Total</b>	97	40	41%	121	21	17%	10-Jun-13

\* Comparison of samples till week 25 of both years with available results

Data source Polio RRL

# Map1: Distribution of Wild Polio cases Pakistan 2013\*

Districts/ Towns with Wild Polio cases = 10



Province/ Country	Date of Last Case		Number of cases 2013	
	P1	P3	P1	P3
PUNJAB	May, 2013	Jun, 2010	2	-
SINDH	Mar, 2013	Jan, 2010	2	-
KHYBER- PAKHTUNKHWA	Apr, 2013	Oct, 2010	4	-
FATA	June, 2013	Apr, 2012	10	-
BALUCHISTAN	Oct, 2012	Apr, 2010	-	-
AJK	-	Jun, 2000	-	-
GILGIT-BALTISTAN	Aug, 2012	-	-	-
ISLAMABAD	Sep, 2008	Sep, 2008	-	-
PAKISTAN	May, 2013	Apr, 2012	18	-

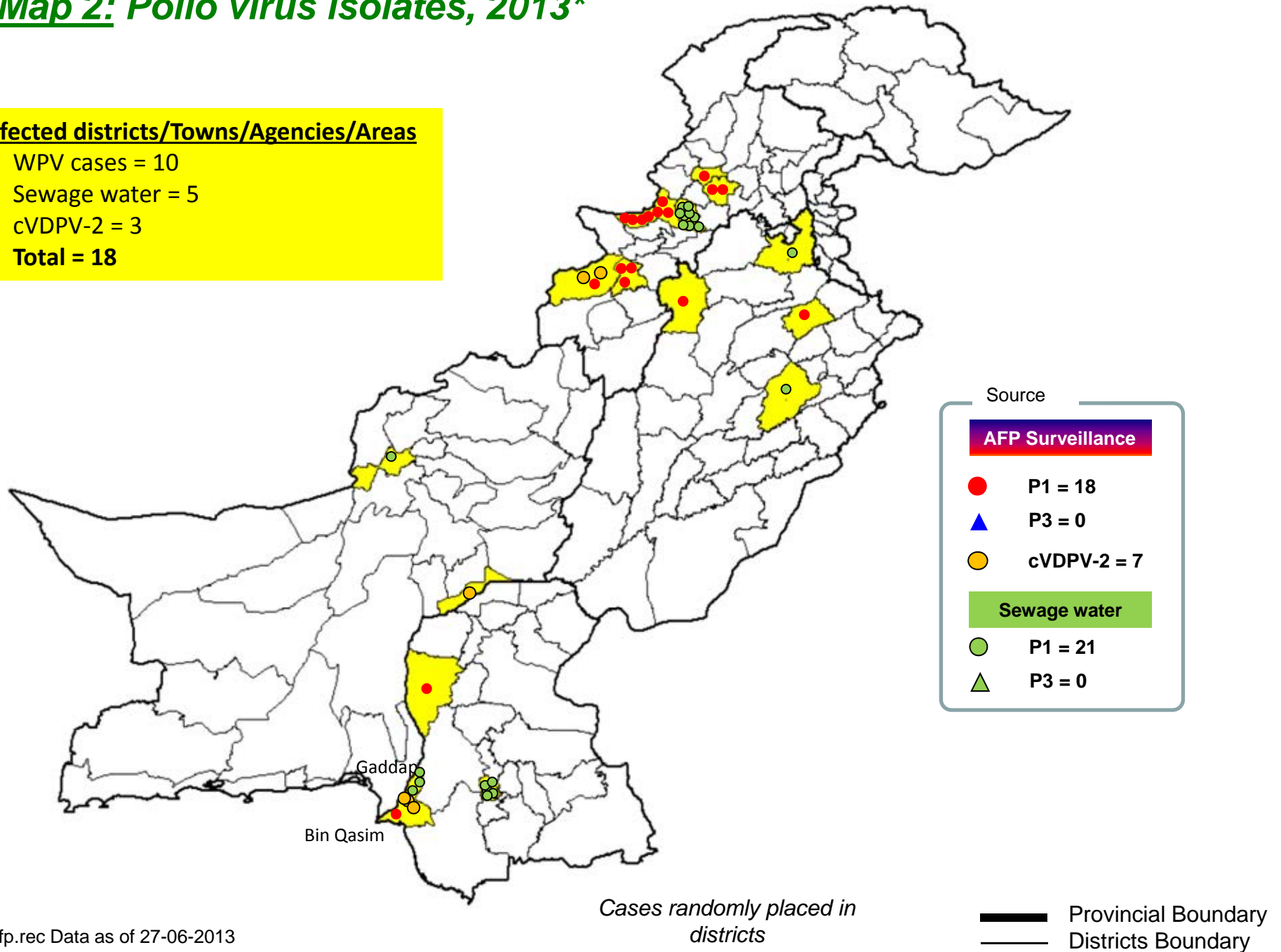
○ District with last polio case in province

\* Afp.rec Data as of 27-06-2013

## Map 2: Polio virus isolates, 2013\*

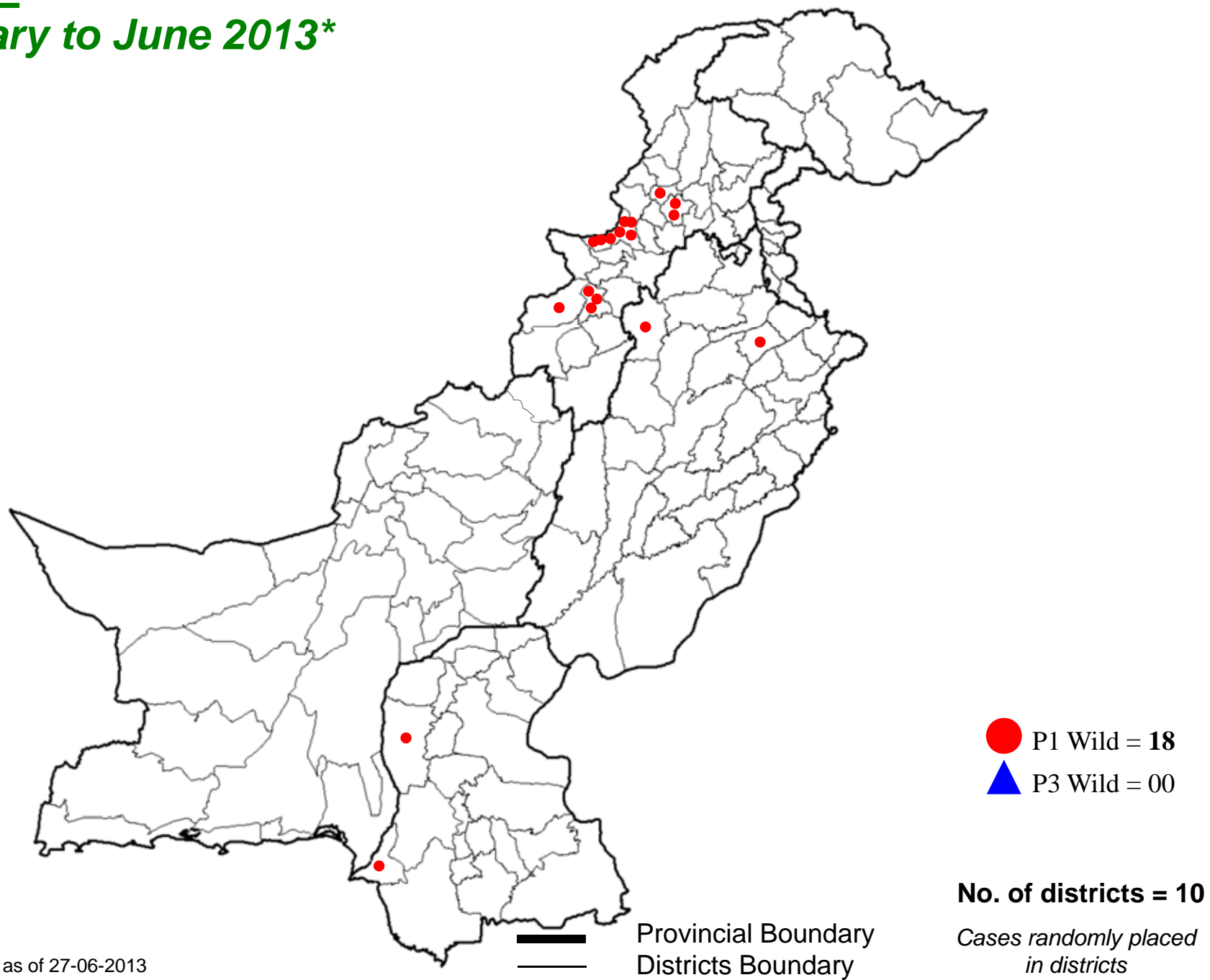
### Infected districts/Towns/Agencies/Areas

- WPV cases = 10
- Sewage water = 5
- cVDPV-2 = 3
- Total = 18**



\* Afp.rec Data as of 27-06-2013

### Map 3: Wild Polio cases in the last 6 months from January to June 2013\*



\* Afp.rec Data as of 27-06-2013

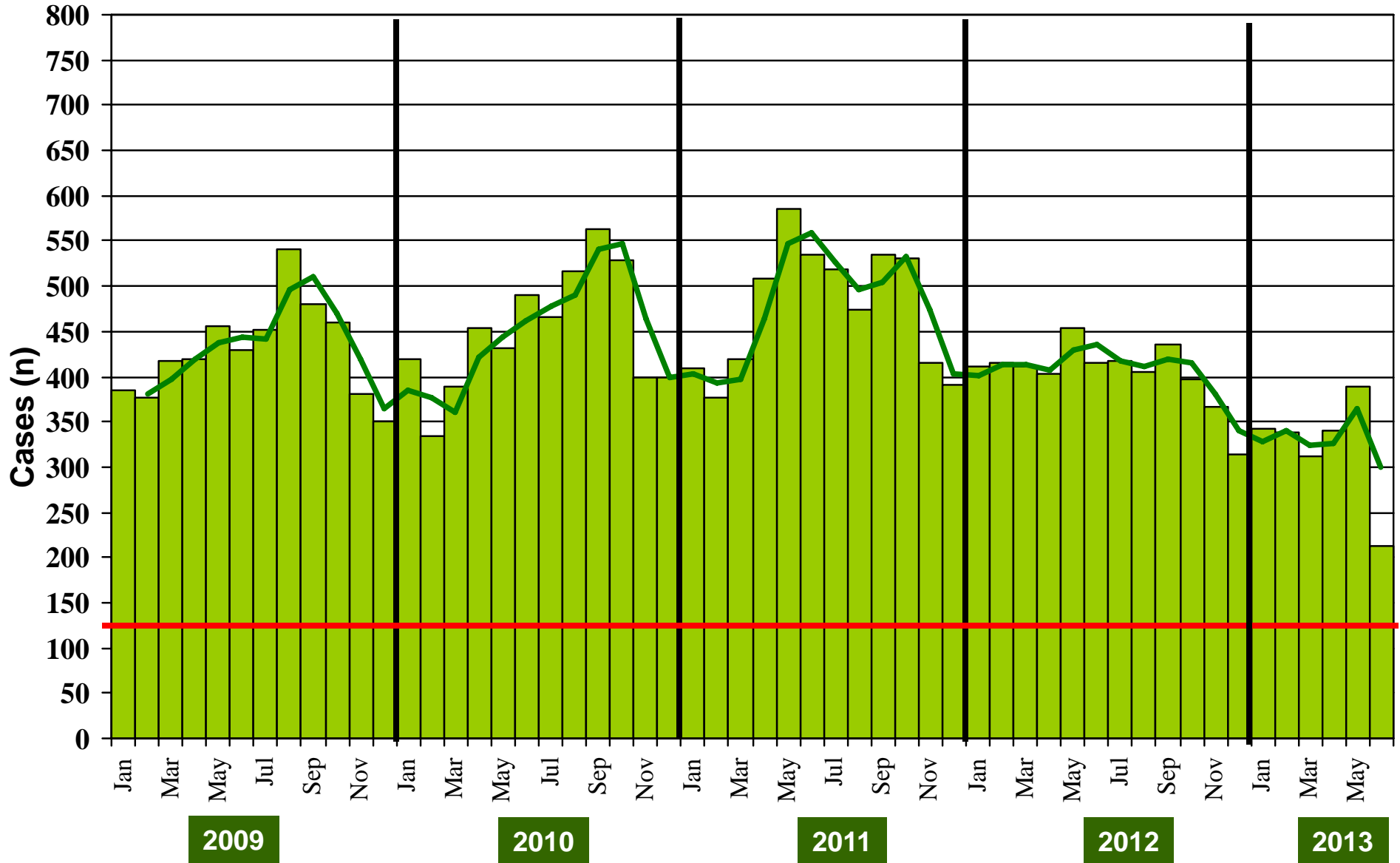
**Table 5: Distribution of AFP Cases By Week of Onset ^  
Pakistan 2013\* [Week number/Ending on]**

PROVINCE	W 11 16 Mar 2013	W 12 23 Mar 2013	W 13 30 Mar 2013	W 14 06 Apr 2013	W 15 13 Apr 2013	W 16 20 Apr 2013	W 17 27 Apr 2013	W 18 04 May 2013	W 19 11 May 2013	W 20 18 May 2013	W 21 25 May 2013	W 22 01 June 2013	W 23 08 June 2013	W 24 15 June 2013	W 25 22 June 2013
PUNJAB	41	38	34	45	30	58	45	50	45	53	54	45	61	53	20
SINDH	12	22	12	17	16	20	16	17	22	20	19	22	20	9	8
KP	14	12	9	12	11	23	9	15	15	9	14	32	19	18	5
FATA	2	1	1	1	3	1	5	2	7	7	5	2	6	4	0
BALUCHISTAN	0	1	3	1	4	3	1	1	1	7	7	6	6	2	6
AJK	1	0	1	1	1	0	0	2	0	2	0	1	2	1	1
GILGIT BILTISTAN	0	0	0	0	0	0	0	0	0	0	0	0	0	0	0
ISLAMABAD	1	0	0	0	1	0	1	0	2	0	2	0	2	0	0
<b>PAKISTAN</b>	<b>71</b>	<b>74</b>	<b>60</b>	<b>77</b>	<b>66</b>	<b>105</b>	<b>77</b>	<b>88</b>	<b>92</b>	<b>98</b>	<b>101</b>	<b>108</b>	<b>116</b>	<b>87</b>	<b>40</b>

\* Afp.rec & Afplab.rec: Data as of 27-06-2013

^ MMWR Epidemiological Weeks

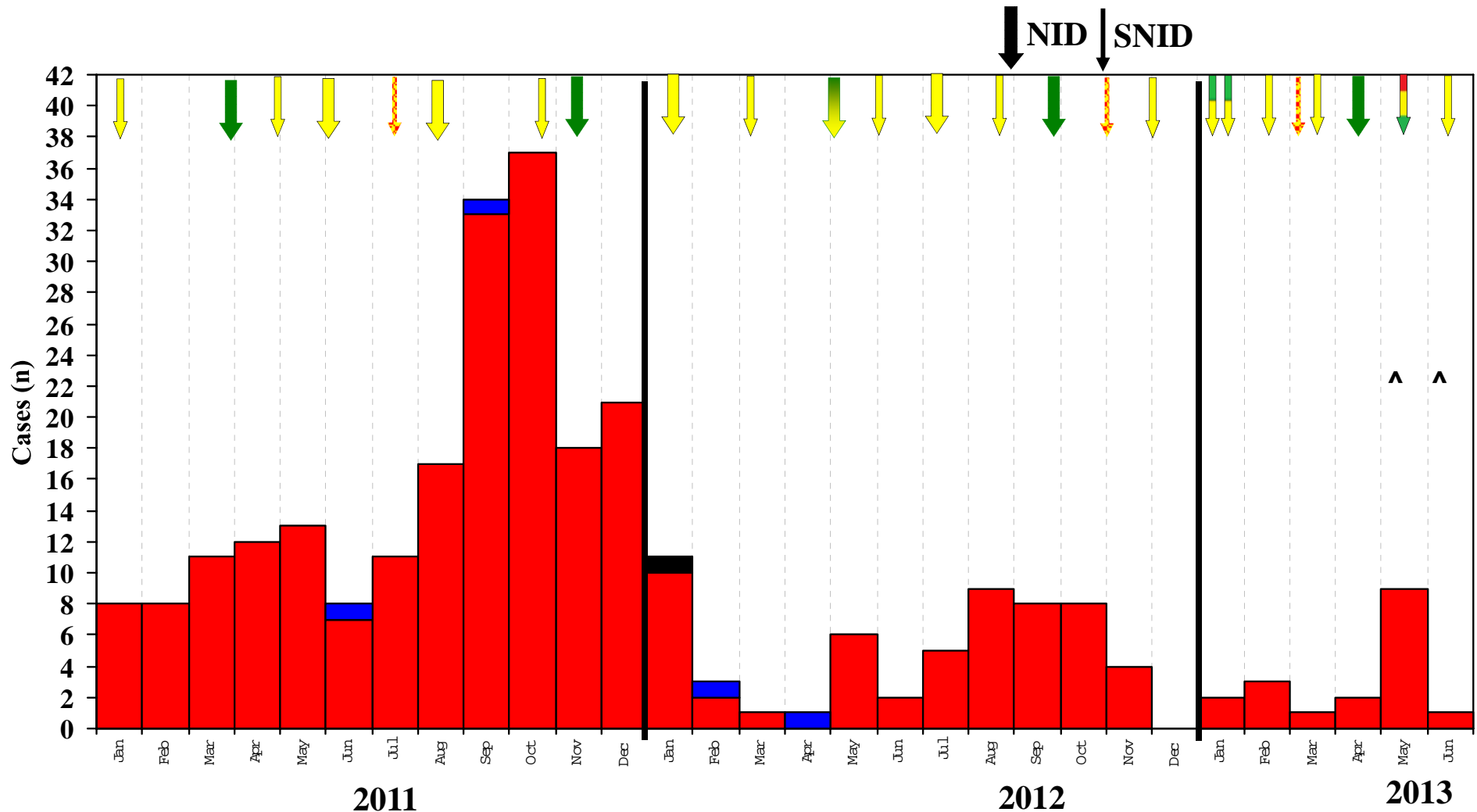
**Graph 1: Distribution of AFP Cases by Month, Pakistan 2009-2013\***



**@ Non-polio AFP rate of 2/100,000 children < 15 years**

\*Afp.rec Data as of 27-06-2013

# Confirmed Polio Cases By Poliovirus Type, 2011-2013\*



**Vaccine Type**  
■ mOPV1 ■ mOPV3 ■ Trivalent ■ Bivalent

Months / Years

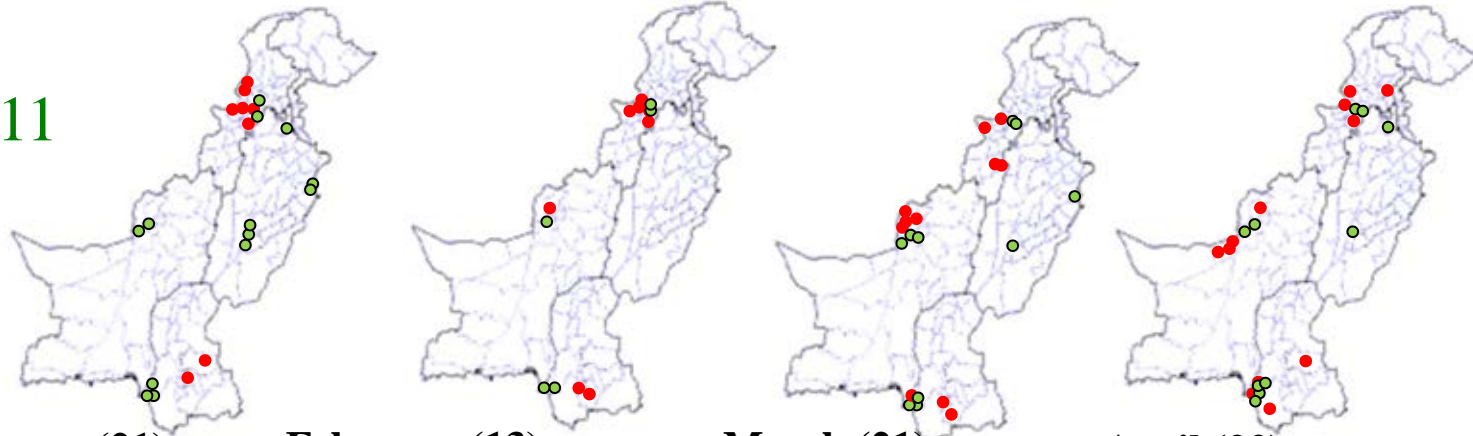
^ Data incomplete

**Virus Type**  
■ NSL3 ■ NSL1 ■ NSL1 & NSL3

\* Data source AFP 27/06/2013

# Map 4: Monthly Comparison of P1 & P3 Polio Cases/Isolates 2011-2013\*

2011



January (21)

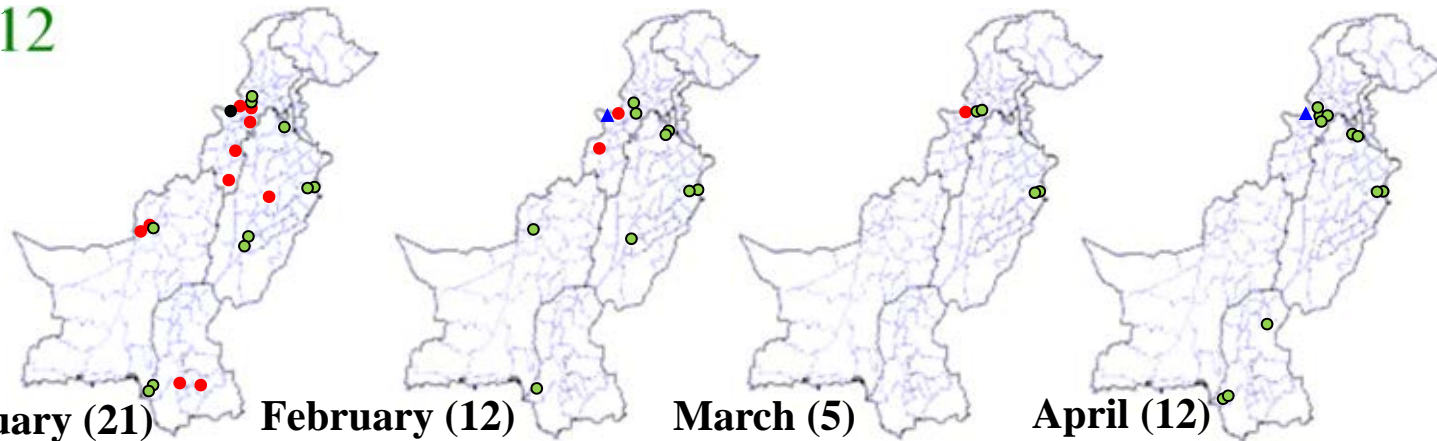
February (13)

March (21)

April (22)

— Provincial Boundary  
— Districts Boundary

2012



January (21)

February (12)

March (5)

April (12)

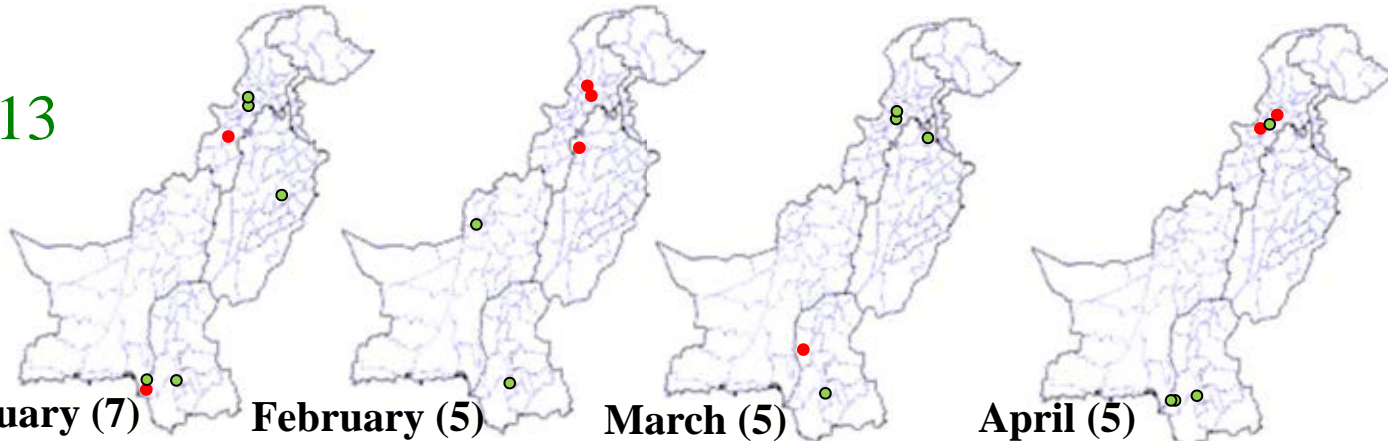
**AFP Surveillance**

- P1
- ▲ P3
- P1+P3

**Sewage water**

- P1
- ▲ P3
- ⬡ Mixture P1 & 3

2013



January (7)

February (5)

March (5)

April (5)

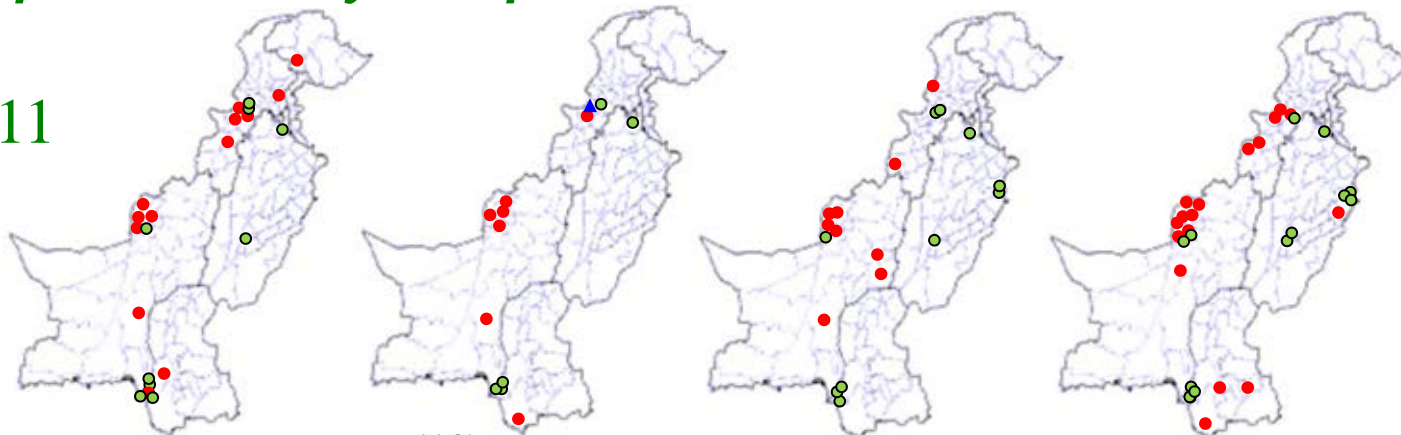
**Environmental surveillance Started:**  
 July, 2009: Lahore & Karachi  
 June, 2010: Rawalpindi, Peshawar & Quetta  
 July, 2010: Multan  
 April 2012: Sukkur  
 Hyderabad: July 2012  
 Faisalabad: September 2012

\* Afp.rec Data as of 27-06-2013



# Map 4.1: Monthly Comparison of P1 & P3 Polio Cases/Isolates 2011-2013\*

2011



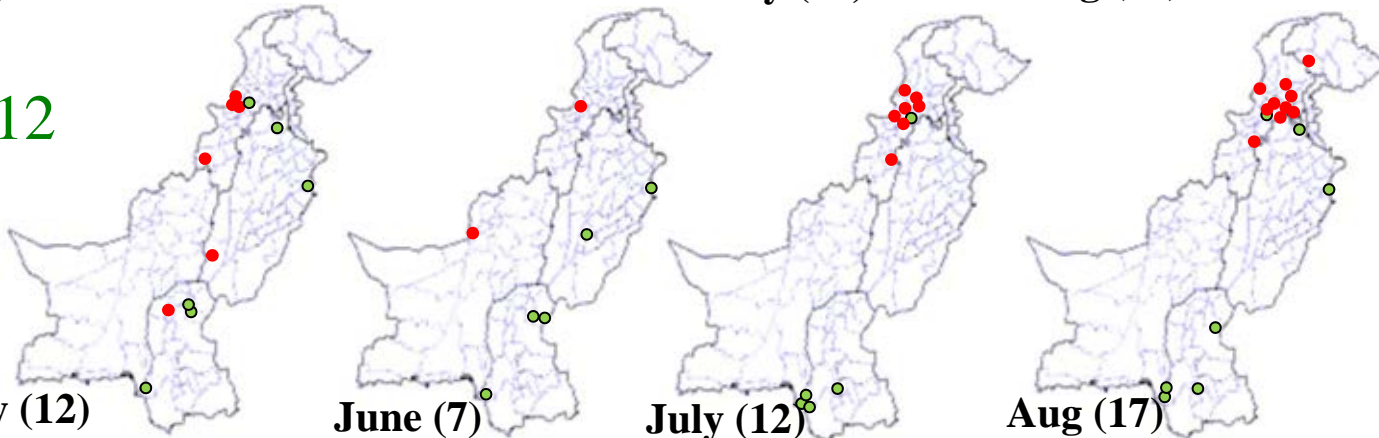
May (22)

June (13)

July (19)

Aug (30)

2012



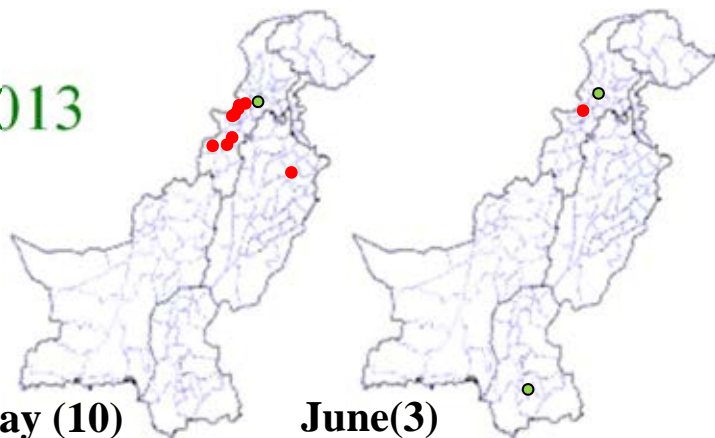
May (12)

June (7)

July (12)

Aug (17)

2013



May (10)

June(3)

## AFP Surveillance

- P1
- ▲ P3
- Mixture P1 & 3

## Sewage water

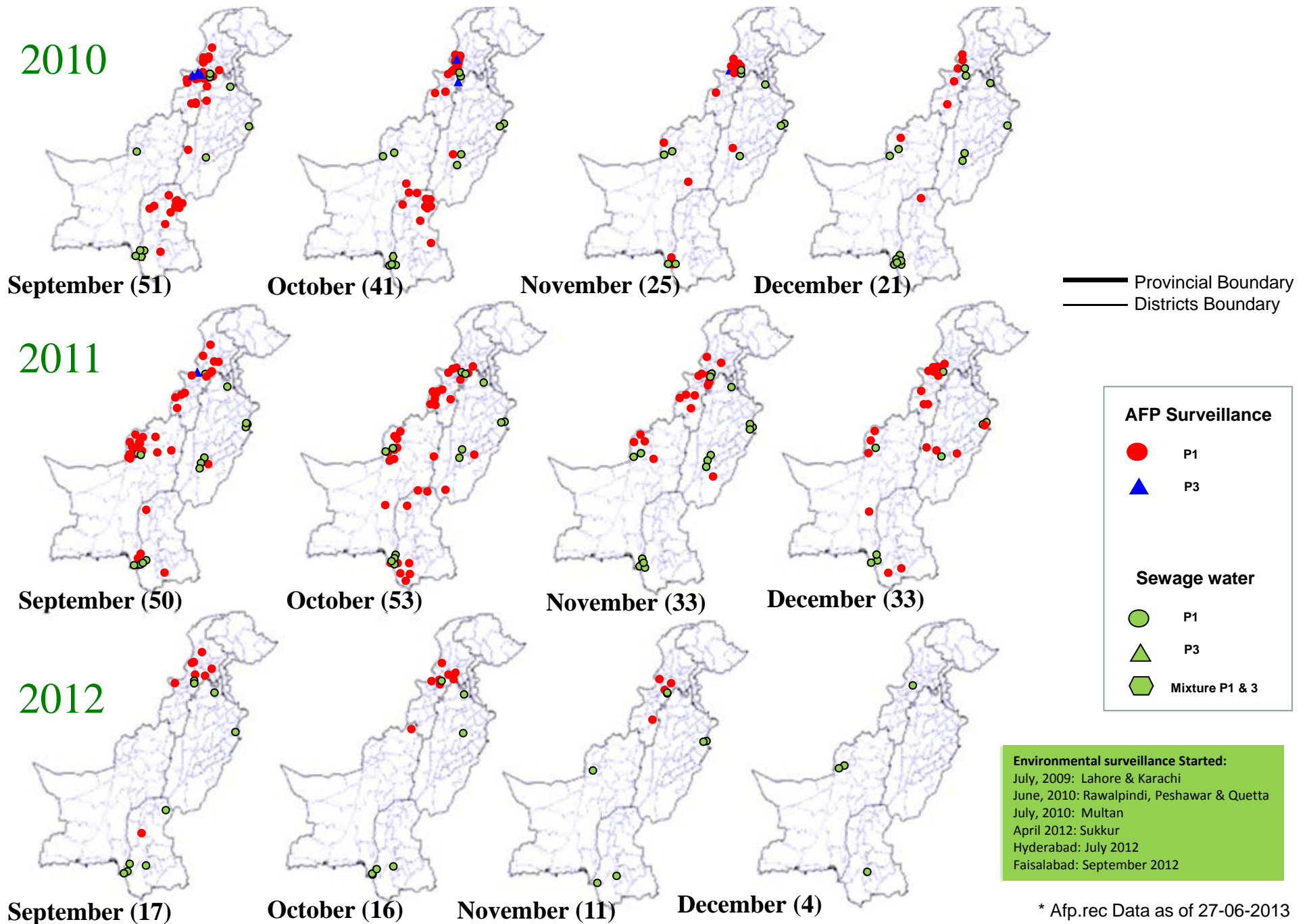
- P1
- ▲ P3
- Mixture P1 & 3

### Environmental surveillance Started:

July, 2009: Lahore & Karachi  
 June, 2010: Rawalpindi, Peshawar & Quetta  
 July, 2010: Multan  
 April 2012: Sukkur  
 Hyderabad: July 2012  
 Faisalabad: September 2012

\* Afp.rec Data as of 27-06-2013

# Map 4.2: Monthly Comparison of P1 & P3 Polio Cases/Isolates 2010-2012\*

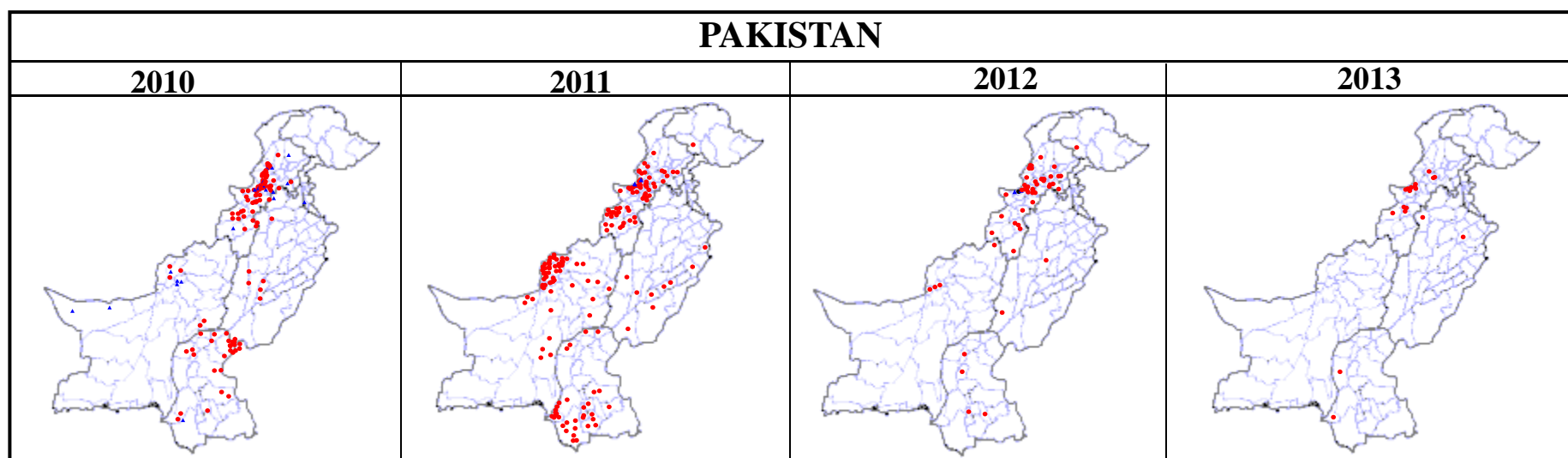


\* Afp.rec Data as of 27-06-2013

## Table 6: Polio Eradication Update, Pakistan 2010-2013\*

Province/Region	Polio 1				Polio 3				Total Wild			
	2010	2011	2012	2013	2010	2011	2012	2013	2010	2011	2012	2013
PUNJAB	6	9	2	2	1	0	-	-	7	9	2	2
SINDH	26	33	4	2	1	0	-	-	27	33	4	2
KP	19	23	27	4	5	0	-	-	24	23	27	4
FATA^	63	57	17	10	11	2	2	-	74	59	20^	10
BALUCHISTAN	6	73	4	-	6	0	-	-	12	73	4	-
AJK	0	0	-	-	0	0	-	-	0	0	-	-
Gilgit-Baltistan	0	1	1	-	0	0	-	-	0	1	1	-
ISLAMABAD	0	0	-	-	0	0	-	-	0	0	-	-
<b>PAKISTAN</b>	<b>120</b>	<b>196</b>	<b>55</b>	<b>18</b>	<b>24</b>	<b>2</b>	<b>2</b>	<b>-</b>	<b>144</b>	<b>198</b>	<b>58</b>	<b>18</b>

^ FATA reported mixture of NSL1 & NSL3



\* Afp.rec Data as of 27-06-2013

***Table 7: Vaccination status of non polio AFP cases age 6-59 months 2010-2013\****

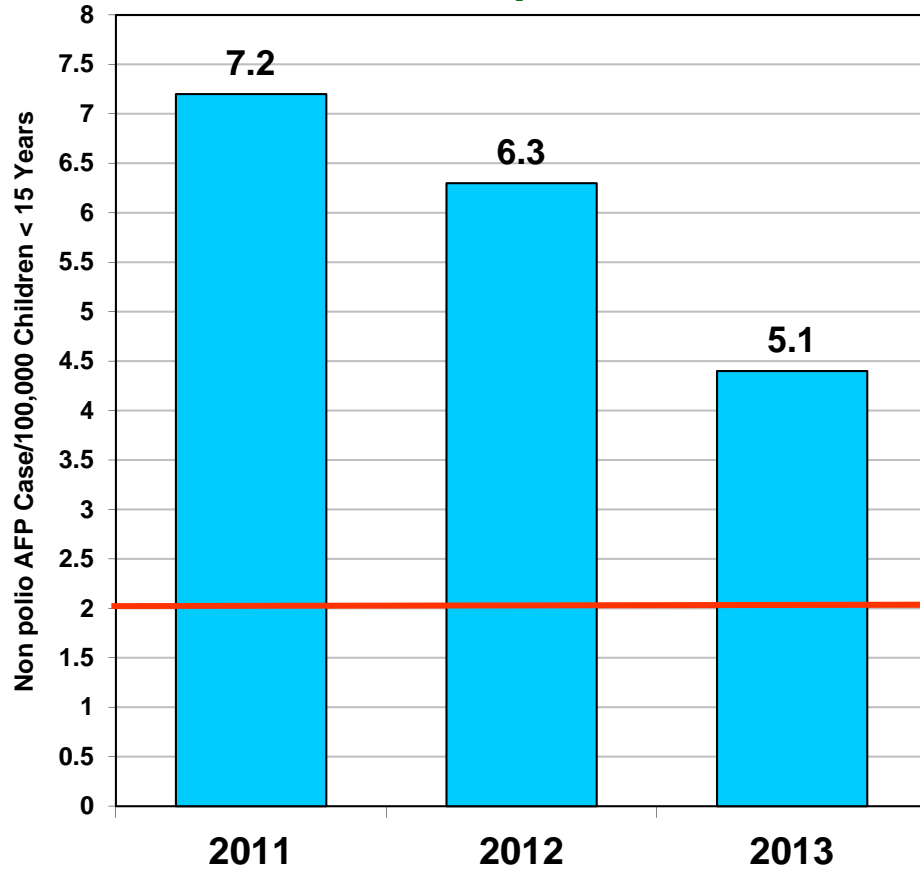
REGION	0 dose				1-2 doses				3 doses				4-6 doses				7+ doses			
	10	11	12	13	10	11	12	13	10	11	12	13	10	11	12	13	10	11	12	13
Central Punjab	0%	0%	0%	1%	1%	1%	0%	0%	1%	2%	0%	1%	7%	6%	4%	8%	91%	92%	95%	90%
North Punjab	0%	0%	0%	0%	0%	1%	0%	0%	2%	1%	0%	0%	6%	5%	4%	5%	91%	93%	96%	95%
South Punjab	0%	0%	0%	0%	1%	0%	0%	0%	0%	1%	0%	0%	5%	5%	4%	3%	94%	93%	96%	97%
<b>PUNJAB</b>	<b>0%</b>	<b>0%</b>	<b>0%</b>	<b>0%</b>	<b>1%</b>	<b>1%</b>	<b>0%</b>	<b>0%</b>	<b>1%</b>	<b>1%</b>	<b>0%</b>	<b>0%</b>	<b>6%</b>	<b>5%</b>	<b>4%</b>	<b>5%</b>	<b>92%</b>	<b>93%</b>	<b>96%</b>	<b>94%</b>
Karachi	2%	4%	1%	0%	0%	1%	1%	2%	3%	0%	2%	0%	7%	6%	6%	7%	88%	88%	90%	91%
North Sindh	0%	0%	0%	0%	1%	1%	0%	0%	0%	0%	1%	0%	4%	5%	4%	6%	95%	94%	94%	97%
South Sindh	0%	1%	0%	0%	1%	1%	1%	1%	1%	0%	2%	0%	9%	6%	4%	7%	89%	93%	93%	92%
<b>SINDH</b>	<b>1%</b>	<b>1%</b>	<b>0%</b>	<b>0%</b>	<b>1%</b>	<b>1%</b>	<b>1%</b>	<b>1%</b>	<b>1%</b>	<b>0%</b>	<b>1%</b>	<b>0%</b>	<b>7%</b>	<b>6%</b>	<b>4%</b>	<b>7%</b>	<b>91%</b>	<b>92%</b>	<b>93%</b>	<b>92%</b>
Central Khyber Pakhtunkhwa	1%	1%	2%	2%	0%	1%	1%	0%	1%	0%	0%	1%	2%	3%	2%	0%	97%	95%	95%	97%
North Khyber Pakhtunkhwa	2%	1%	2%	0%	1%	2%	2%	2%	2%	1%	2%	0%	6%	7%	9%	5%	89%	90%	85%	93%
South Khyber Pakhtunkhwa	3%	2%	2%	0%	3%	4%	1%	0%	3%	4%	1%	0%	14%	7%	9%	2%	76%	83%	87%	98%
<b>Khyber Pakhtunkhwa</b>	<b>1%</b>	<b>1%</b>	<b>2%</b>	<b>1%</b>	<b>1%</b>	<b>2%</b>	<b>1%</b>	<b>1%</b>	<b>2%</b>	<b>1%</b>	<b>1%</b>	<b>1%</b>	<b>6%</b>	<b>5%</b>	<b>6%</b>	<b>2%</b>	<b>90%</b>	<b>91%</b>	<b>89%</b>	<b>96%</b>
<b>FATA</b>	<b>14%</b>	<b>14%</b>	<b>18%</b>	<b>21%</b>	<b>11%</b>	<b>10%</b>	<b>6%</b>	<b>3%</b>	<b>6%</b>	<b>5%</b>	<b>3%</b>	<b>7%</b>	<b>18%</b>	<b>11%</b>	<b>12%</b>	<b>7%</b>	<b>51%</b>	<b>61%</b>	<b>62%</b>	<b>62%</b>
North Balochistan	12%	4%	12%	17%	0%	12%	10%	13%	4%	23%	3%	0%	12%	12%	17%	9%	72%	50%	57%	61%
Quetta Block	0%	31%	14%	16%	11%	10%	10%	5%	0%	3%	0%	0%	9%	14%	14%	11%	81%	43%	62%	68%
Rest of Balochistan	6%	7%	9%	6%	2%	2%	6%	6%	2%	5%	5%	6%	11%	10%	10%	25%	78%	76%	70%	56%
<b>BALUCHISTAN</b>	<b>5%</b>	<b>16%</b>	<b>8%</b>	<b>11%</b>	<b>4%</b>	<b>6%</b>	<b>8%</b>	<b>9%</b>	<b>2%</b>	<b>6%</b>	<b>3%</b>	<b>2%</b>	<b>11%</b>	<b>12%</b>	<b>17%</b>	<b>13%</b>	<b>78%</b>	<b>60%</b>	<b>64%</b>	<b>66%</b>
<b>PAKISTAN</b>	<b>1%</b>	<b>2%</b>	<b>1%</b>	<b>1%</b>	<b>1%</b>	<b>1%</b>	<b>1%</b>	<b>1%</b>	<b>1%</b>	<b>1%</b>	<b>1%</b>	<b>1%</b>	<b>7%</b>	<b>6%</b>	<b>5%</b>	<b>5%</b>	<b>89%</b>	<b>89%</b>	<b>92%</b>	<b>92%</b>

\* Afp.rec Data as of 27-06-2013

# Key Surveillance Indicators; 2011-2013\*

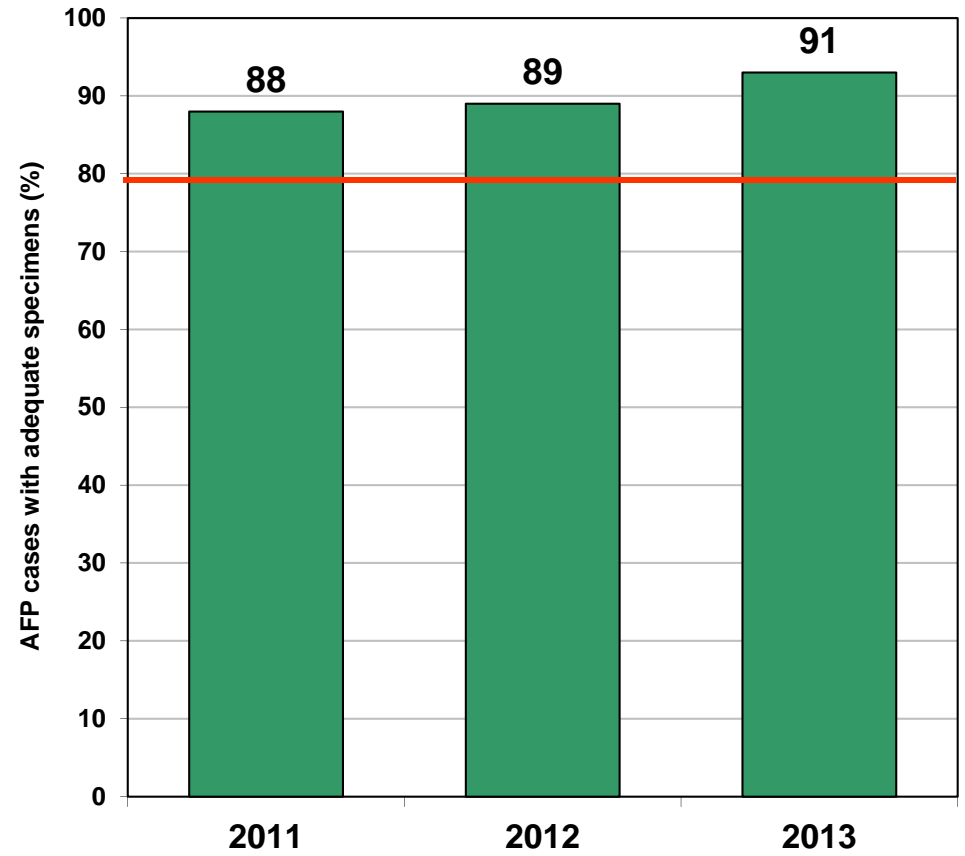
(Non polio AFP rate and % AFP cases with adequate specimens)

### Graph 3



■ Non Polio AFP Rate

### Graph 4



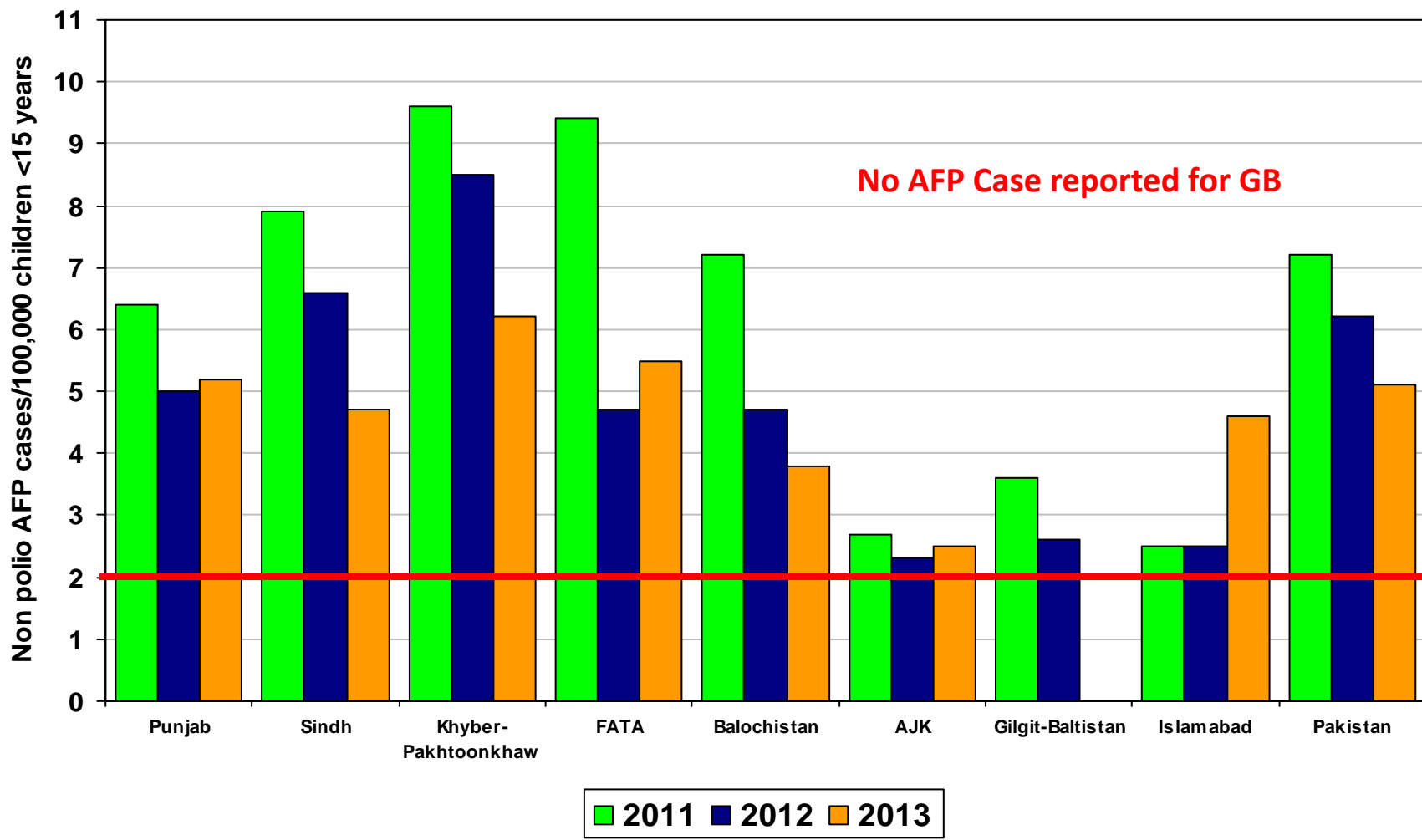
■ % AFP with Adequate Specimens

— Target

Non Polio AFP rate Up to Week No. 25 ended on 22<sup>nd</sup> June, 2013

\* Afp.rec Data as of 27-06-2013

# Non Polio AFP Rate By Province/Regions, 2011-2013\*



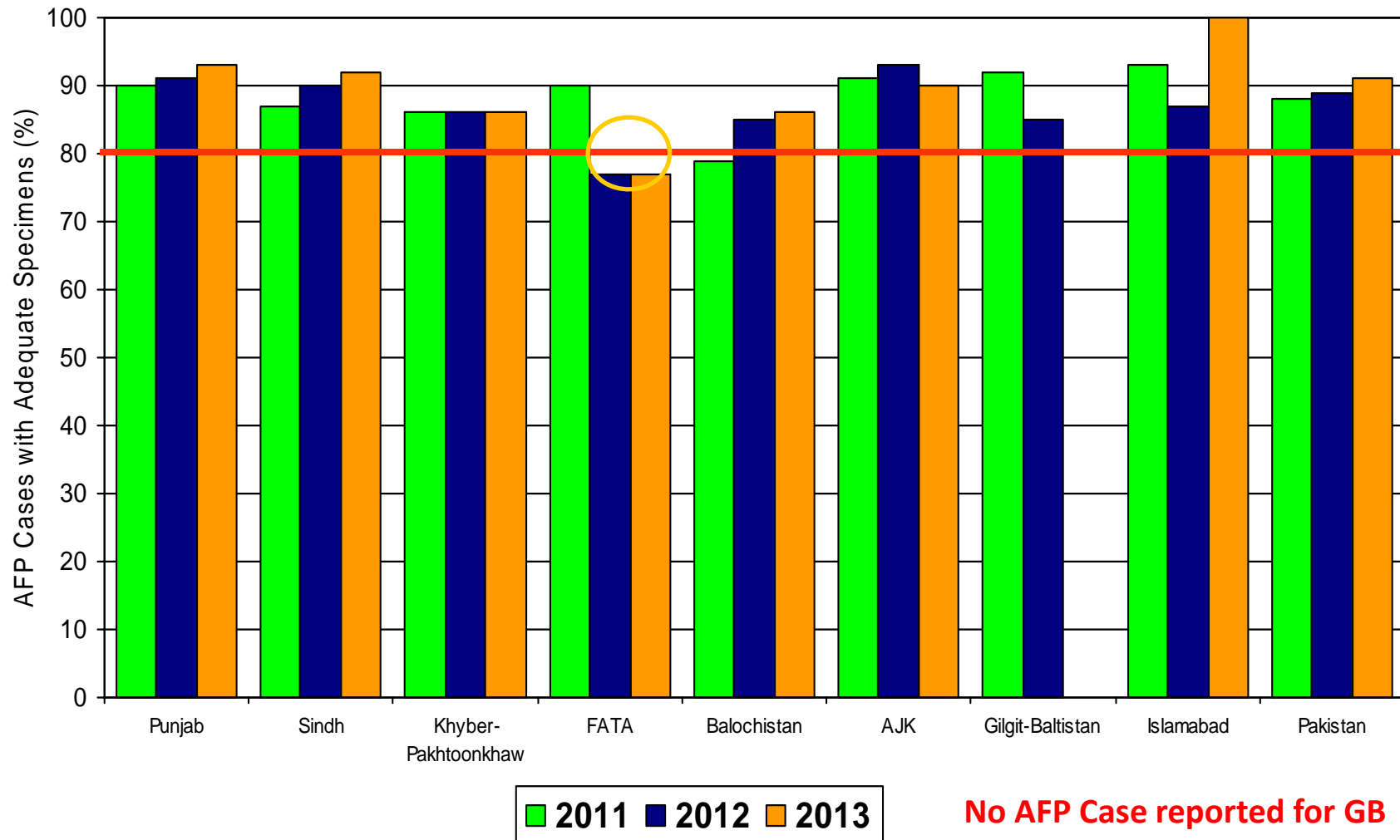
Non Polio AFP rate Up to Week No. 25 ended on 22<sup>nd</sup> June, 2013

—

 Target Non-Polio AFP Rate 2/ 100000 < 15 years of the age

\* Data source AFP 27/06/2013

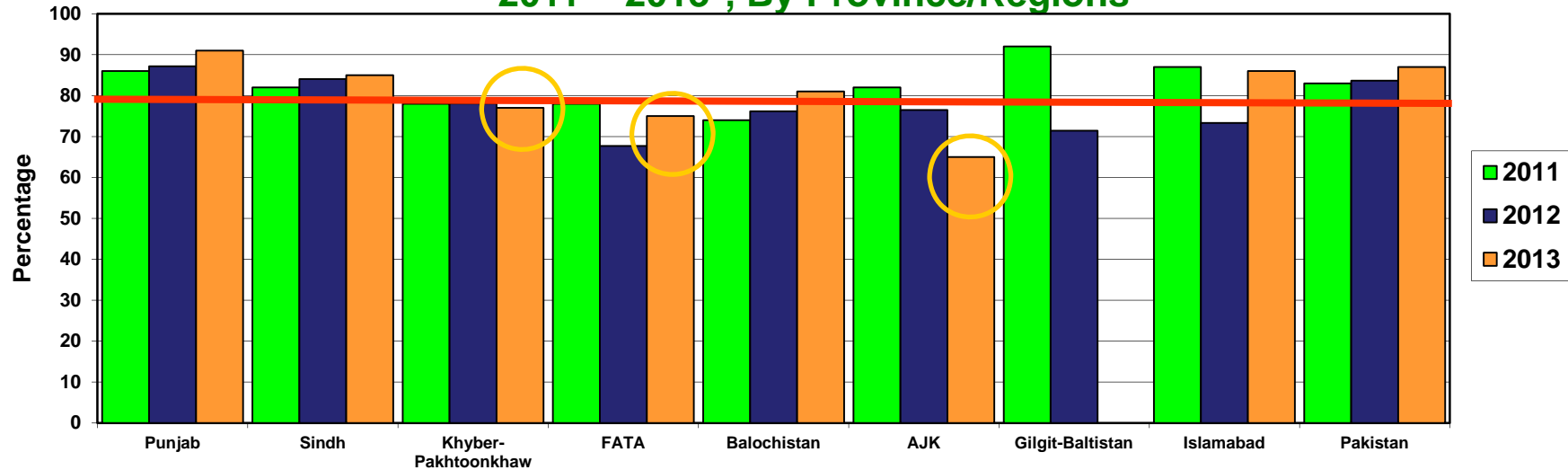
# Percent AFP Cases with Adequate Specimens By Province/Regions, 2011-2013\*



\* Data source AFP 27/06/2013

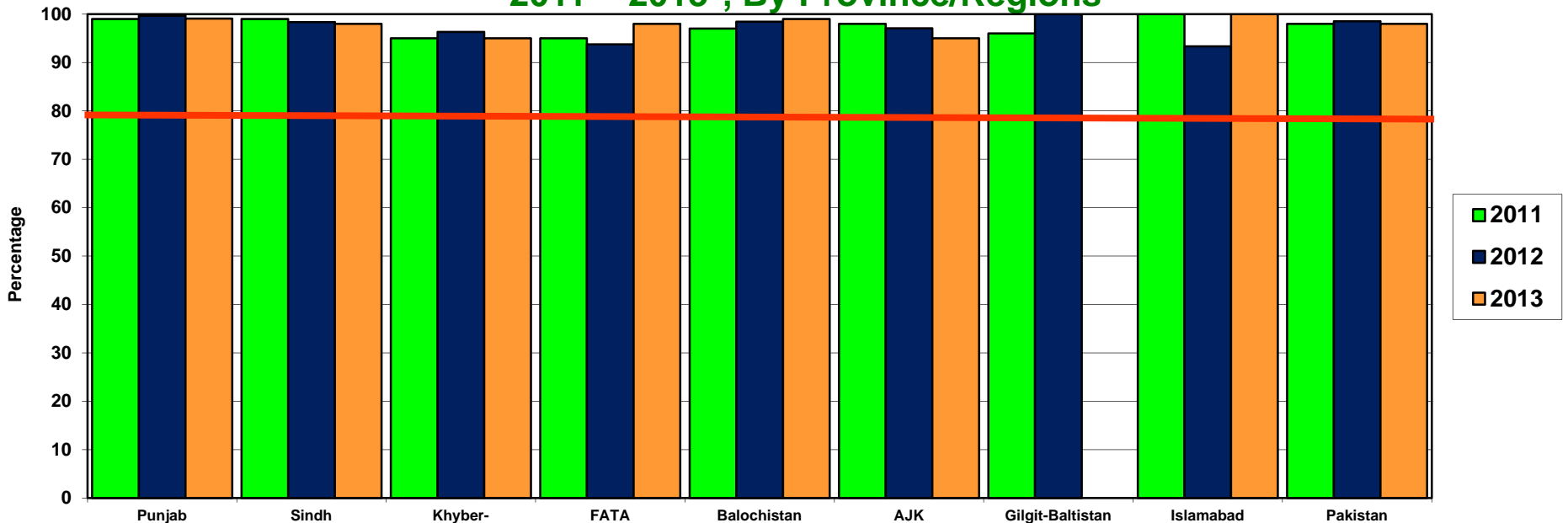
**Target Adequate Sample cases = 80%**

**Graph 5: Percent AFP Cases Notified within 07 days of paralysis onset  
2011 ~ 2013\*, By Province/Regions**



No AFP Case reported for GB

**Graph 6: Percent AFP Cases Investigated within 48 hours of notification  
2011 ~ 2013\*, By Province/Regions**

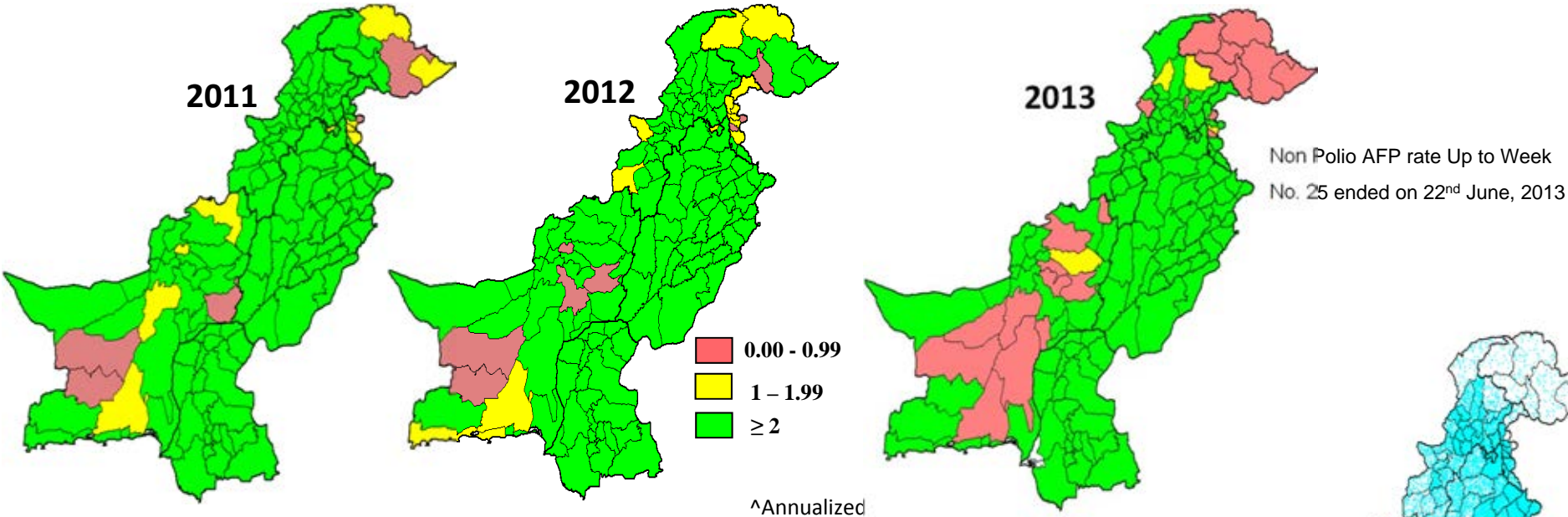


\* Afp.rec Data as of 27-06-2013

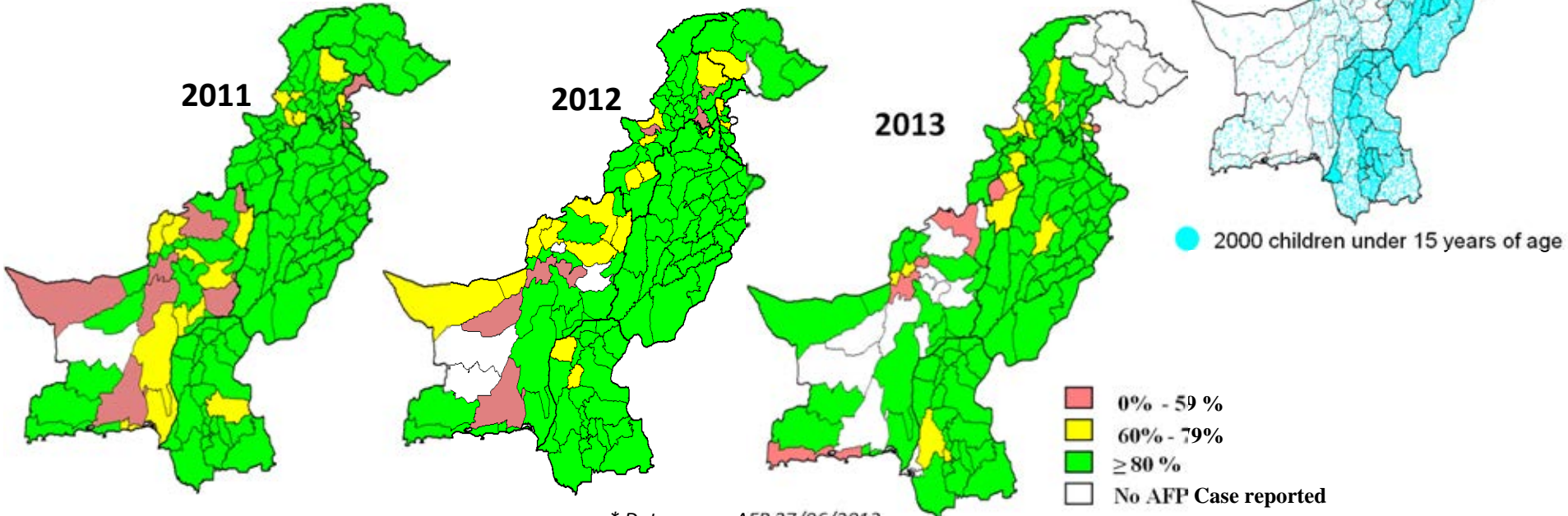
— Target



### Non-Polio^ AFP Rate by District



### Percent AFP Cases with Adequate Specimens, by District



\* Data source AFP 27/06/2013

**Table 8: AFP CASES PENDING FOR CLASSIFICATION WITH DATE OF ONSET MORE THAN 90 DAYS\* 2013**

S. No	DISTRICT	TEHSIL	EPID	SEX	AGE	DONSET	DOSE€	DSTOOL1	DSTOOL2	LAB	FEVER	ASVM	PROG	FUP	PEND (DAYS)
1	KARAK	KARAK	KP/51/13/005	F	13	01-01-13	7+	15-02-13	17-02-13	EV	N	Y	Y	Y	177
2	KHYBER	LANDI KOTAL	FT/34/13/003	M	84	10-02-13	7+	25-02-13	27-02-13		Y	N	Y		137
3	KHYBER	JAMRUD	FT/34/13/004	F	16	22-01-13	7+	05-03-13	06-03-13	EV	Y	Y	Y		156
4	MARDAN	MARDAN	KP/40/13/007	M	29	17-01-13	7+	06-02-13	07-02-13	EV	Y	Y	Y	Y	161
5	PESHAWAR	PESHAWAR	KP/30/13/008	M	96	15-01-13	7+	26-02-13	27-02-13	NVI	N	N	Y	Y	163
6	SWAT	SWAT	KP/24/13/004	M	120	20-02-13	7+	Child Died Before Stool Collection			Y	N	Y	DIED	127
7	WAZIR-N	MIRAN SHAH	FT/64/13/001	M	96	08-02-13	6	13-02-13			Y	N	Y	DIED	139
8	DGKHAN	DGKHAN	PB/81/13/058	M	18	11-03-13	7+	LATE NOTIFIED			Y	Y	Y	Y	108
9	FAISALABAD	JARANWALA	PB/51/13/045	F	10	01-03-13	1				N	Y	Y	Y	Y
10	GHOTKI	GHOTKI	SD/42/13/003	F	30	13-01-13	7+	18-01-13		NVI	Y	Y	Y	DIED	165
11	GHOTKI	GHOTKI	SD/42/13/009	M	84	03-02-13	7+	02-03-13	03-03-13	NVI	Y	Y	Y	Y	144
12	HYDERABAD	HYDERABAD RURAL	SD/21/13/003	F	6	25-01-13	6	20-02-13	21-02-13	NVI	N	Y	Y	Y	153
13	JACOBABAD	THUL	SD/53/13/004	M	120	07-02-13	7+	09-03-13	10-03-13	NVI	Y	N	Y	Y	140
14	KAMBAR	WARAH	SD/55/13/006	M	96	01-01-13	7+	LATE NOTIFIED			N	Y	Y	Y	177
15	KHIGADAP	GADAP	SD/63/13/006	M	156	14-02-13	0				N	N	Y	Y	Y
16	KHIKAMARI	KAMARI	SD/67/13/001	M	18	10-01-13	1				Y	Y	Y	Y	168
17	NFEROZ	BHIRIA	SD/45/13/003	F	144	05-02-13	7+	Child Died Before Stool Collection			Y	Y	Y	DIED	142
18	SANGHAR	KHIPRO	SD/32/13/005	M	144	05-03-13	7+	LATE NOTIFIED			N	N	Y	Y	114
19	T.ALLAHYAR	J.MUREE	SD/27/13/004	F	66	12-02-13	7+	18-02-13		NVI	N	N	N	DIED	135
20	THATTA	SUJAWAL	SD/22/13/001	M	1	02-01-13	1	09-01-13	31-01-13	NVI	N	N	Y	DIED	176
21	BUNIR	DAGGAR	KP/22/13/008	M	35	12-03-13	7+	01-04-13	02-04-13	NVI	Y	Y	Y	Y	107
22	BUNIR	DAGGAR	KP/22/13/007	M	132	28-02-13	7+	30-03-13	31-03-13	NVI	N	N	Y	Y	119
23	BUNIR	DAGGAR	KP/22/13/015	M	72	01-01-13	7+	LATE NOTIFIED			Y	Y	Y	Y	177
24	DIRLOWER	SAMAR BAGH	KP/23/13/015	F	13	30-01-13	7+				Y	Y	Y	Y	Y
25	HARIPUR	HARIPUR	KP/12/13/005	M	66	18-01-13	7+	19-02-13	20-02-13	EV	N	N	Y	Y	160
26	LAKKIMRWT	LAKKIMRWT	KP/62/13/008	F	120	17-01-13	7+	01-03-13	02-03-13	NVI	Y	N	Y		161
27	MARDAN	TAKHT BHAI	KP/40/13/034	M	5	10-03-13	6	LATE NOTIFIED			N	Y	UK	Y	109
28	PESHAWAR	PESHAWAR	KP/30/13/022	F	22	06-02-13	7+				N	N	N	Y	
29	SHANGLA	MARTOONG	KP/26/13/001	M	72	08-01-13	7+				Y	Y	Y		170
30	TANK	TANK	KP/63/13/005	M	42	25-02-13	7+	27-04-13	28-04-13	NVI	Y	N	UK		122
31	BAJOUR	MAMUND	FT/33/13/007	M	45	02-01-13	7+	LATE NOTIFIED			N	Y	Y	Y	176
32	KHYBER	LANDI KOTAL	FT/34/13/005	M	132	09-03-13	7+	12-03-13		EV	N	N	Y		110
33	KHYBER	JAMRUD	FT/34/13/002	F	24	18-01-13	7+	21-02-13	23-02-13		N	Y	Y		160

€ Based on recall of parents  
\* Afp.rec Data as of 27-06-2013

60 days Follow-up not done

FUP = Residual Weakness at 60 days follow up.