



**World Health
Organization**

Weekly AFP Surveillance Update Pakistan

Week 25 (*Ended on 22nd June, 2013*)

***National Surveillance Cell
Federal EPI***

World Health Organization Country Office,
Chak Shahzad, Park Road,
Islamabad, Pakistan

Tel: +92-51 9255123 / 9255282 /9255184

Fax: +92-51 9255274

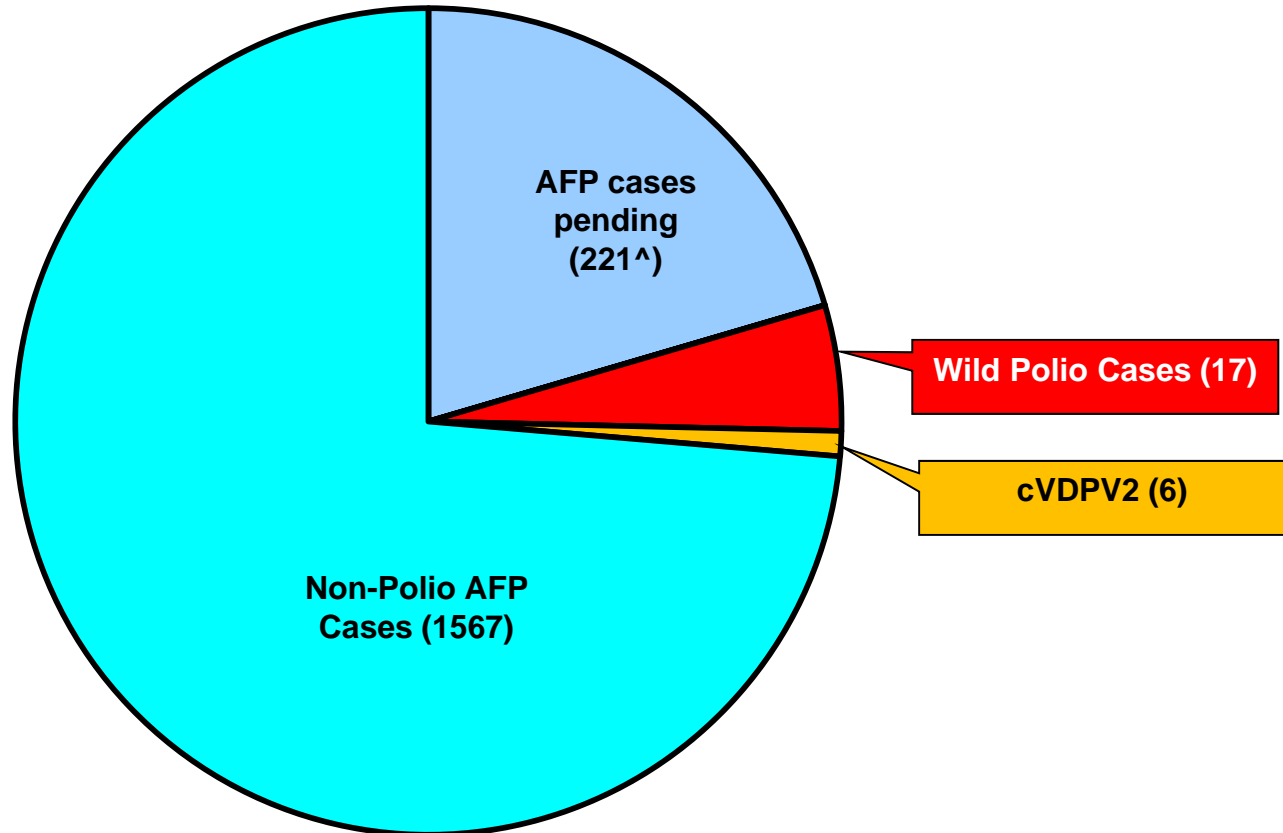
Email: epidata@pak.emro.who.int

Web site: www.who.gov.pk

AFP Surveillance



AFP Case Profile, 2013*



Total AFP Cases Reported = 1811

[^]33 Inadequate cases pending classification by ERC;
[^]56 Inadequate cases not due for FUP
[^]132 Pending in the Lab

Comparison of polio cases by province/region 2012[§] & 2013*

Region/ Province	No. of polio cases		No. of infected districts/towns		Last polio case
	2012	2013	2012	2013	
Khyber Pakhtunkhwa	5	4	4	3	22-Apr-13
FATA / FR Areas	11	9	3	2	06-June-13
Sindh	3	2	3	2	22-Mar-13
Balochistan	3	-	1	-	02-Oct-12
Punjab	2	2	2	2	26-May-13
Pakistan	24	17	13	9	06-June-13

Five additional districts/town declared infected based on environmental samples 2013

Total polio cases of 2012 are 58

* Afp.rec Data as of 20-06-2013

§Based on date of onset

Table 1: List of Confirmed Polio Cases, Pakistan 2013*

S.NO.	PROVINCE/ REGION	DISTRICT	TEHSIL	EPID NO.	SEX	AGE (m)	DATE ONSET OF PARALYSIS	NO. OPV DOSES (based on parents recall)		FEVER	Asymmetric Paralysis	Rapid Progression	REFUSAL	WPV TYPE	GENETICS
								Routine	SIA's						Cluster
1	SINDH	BIN QASIM	BIN QASIM	SD/62/13/001	M	24	14-Jan-13	0	0	N	Y	Y	Y	NSL1	R4
2	KP	BANNU	BANNU	NW/61/13/002	M	13	26-Jan-13	0	0	Y	N	Y	Y	NSL1	R4
3	KP	MALAKAND	DARGAI	NW/20/13/006	F	3	08-Feb-13	2	2	Y	N	Y	N	NSL1	R4
4	KP	MARDAN	MARDAN	NW/40/13/009	M	30	12-Feb-13	3	7+	Y	N	Y	N	NSL1	R4
5	PUNJAB	MIWANWALI	ISAKHEL	PB/43/13/005	F	36	07-Feb-13	3	7+	Y	N	Y	N	NSL1	R4
6	SINDH	DADU	MEHAR	SD/24/13/006	F	15	22-Mar-13	0	2	Y	N	Y	N	NSL1	R2
7	KP	MARDAN	MARDAN	NW/40/13/026	M	8	22-Apr-13	0	0	Y	Y	Y	Y	NSL1	R4
8	FATA	KHYBER [§]	BARA	FT/34/13/008	M	10	24-Apr-13	2	4	Y	Y	N	N	NSL1	R4
9	FATA	FR BANNU	FR BANNU	FT/69/13/001	M	16	3-May-13	0	3	Y	Y	Y	Y	NSL1	R4
10	FATA	KHYBER [§]	BARA	FT/34/13/010	M	8	10-May-13	0	0	Y	Y	Y	N	NSL1	R4
11	FATA	KHYBER [§]	BARA	FT/34/13/011	M	23	14-May-13	0	2	Y	Y	Y	N	NSL1	R4
12	FATA	KHYBER [§]	BARA	FT/34/13/012	M	4	16-May-13	0	0	Y	N	Y	N	NSL1	R4
13	FATA	KHYBER [§]	BARA	FT/34/13/013	M	24	11-May-13	2	3	Y	N	Y	N	NSL1	R4
14	FATA	FR BANNU	FR BANNU	FT/69/13/002	F	22	19-May-13	0	7+	Y	N	Y	N	NSL1	R4
15	FATA	KHYBER [§]	BARA	FT/34/13/014	M	30	20-May-13	0	0	Y	N	Y	N	NSL1	R4
16	PUNJAB	MBDIN	MALIKWAL	PB/24/13/013	F	96	26-May-13	3	7+	Y	Y	Y	N	NSL1	R4
17	FATA	KHYBER [§]	BARA	FT/34/13/015	M	15	06-June-13	0	0	Y	Y	Y	N	NSL1	R4

* Afp.rec Data as of 20-06-2013

New Case

§ Security compromised area

Table 2: LAB Update 2013*

Month of Onset	AFP Cases	No virus isolated	Cases Under Process		Isolated Viruses from stools						
			Culture	ITD	Vaccine viruses		NPEV		Wild	Results within 14 days	
			n	n	n	%	n	%	n	n	%
January	334	275	0	0	19	6	38	11%	2	334	100%
February	330	286	0	0	15	5	26	8%	3	330	100%
March	308	248	0	0	7	2	52	17%	1	308	100%
April	349	241	0	0	22	6	84	24%	2	349	100%
May	407	287	22	0	9	2	81	20%	8	385	95%
June	183	16	158	0	1	1	7	4%	1	25	14%
Pakistan	1911	1353	180	0	73	4	288	15%	17	1731	91%

* Data as of 20-06-2013

Table 3: Urgent Pending Cases*

S. No.	District	Tehsil	Epid	Onset	Age	Sex	OPV doses	Date of last OPV dose	Urgent		LAB NO.	Date of first stool collection	Culture-update
									By Field	¥ NSC Criteria			
1	WAZIR-N	ASMAN KHEIL	FT/64/13/010	24-May-13	9	M	0	-	N	Y	2057	27-May-13	P1
2	WAZIR-N	MIR ALI	FT/64/13/011	4-Jun-13	10	M	0	-	Y	Y	2281	12-Jun-13	P2
3	WAZIR-N	MIRAN SHAH	FT/64/13/012	11-Jun-13	72	M	3	UK	Y	Y	2408	17-Jun-13	UP
4	PESHAWAR	PESHAWAR	NW/30/13/036	12-Jun-13	36	F	7+	28-May-13	Y	N	2322	13-Jun-13	UP
5	GHOTKI	MIRPUR MATHELO	SD/42/13/029	20-May-13	11	F	7+	16-Apr-13	Y	N	1935	22-May-13	P2

Urgent on both criteria

Discordant, waiting for genomic sequencing

UP= Under process

UK=Unknown

* Data as of 24-06-2013

¥ NSC Criteria = Fever , Rapid Progress, Age < 48 months and OPV Doses < 7

€ Based on recall of parents

Table 4: List of samples pending for ITD*

S. No.	DISTRICT / AGENCY / TOWN	TEHSIL / TALUKA	EPID	DONSET	AGE (m)	SEX	OPV Doses€	Date of last OPV dose	Urgent by Field	¥ NSC Criteria	LAB NO.	Date of first stool collection	rRT-PCR
1	WAZIR-N	ASMAN KHEIL	FT/64/13/010	24-May-13	9	M	0	-	N	Y	2057	27-May-13	P1
2	WAZIR-N	MIR ALI	FT/64/13/011	4-Jun-13	10	M	0	-	Y	Y	2281	12-Jun-13	P2
3	WAZIR-S	WANA	FT/65/13/003	28-May-13	48	F	0	-	N	N	2300	8-Jun-13	SL2,3
4	PESHAWAR	PESHAWAR	KP/30/13/034	10-Jun-13	25	M	7+	28-May-13	N	N	2323	12-Jun-13	UP
5	THATTA	SAKRO	SD/22/13/025	3-Jun-13	18	M	7+	27-May-13	N	N	2267	9-Jun-13	SL2,3
6	THARPARKAR	MITHI	SD/33/13/010	1-Jun-13	60	F	7+	28-May-13	N	N	2270	8-Jun-13	P3
7	GHOTKI	MIRPUR MATHELO	SD/42/13/029	20-May-13	11	F	7+	16-Apr-13	Y	N	1935	22-May-13	P2

Urgent on both criteria

Waiting for rRTPCR for VDPVs

Discordant, waiting for genomic sequencing

UP= Under process

* Data as of 24-06-2013

¥ Fever, Rapid Progression, Age < 48months & Doses < 7

€ Based on recall of parents

Summary of Laboratory data for Environmental Surveillance- Pakistan (Jan 2011 to date)

Report for Epidemiological week= 25 (16 – 22 June, 2013)

S.No.	Site	Total Samples	Wild 2011	Wild 2012	Wild 2013	Epidemiological Weeks																																																																																																																										
						2011													2012													2013																																																																																																
1	2	3	4	5	6	7	8	9	10	11	12	13	14	15	16	17	18	19	20	21	22	23	24	25	26	27	28	29	30	31	32	33	34	35	36	37	38	39	40	41	42	43	44	45	46	47	48	49	50	51	52	1	2	3	4	5	6	7	8	9	10	11	12	13	14	15	16	17	18	19	20	21	22	23	24	25	26	27	28	29	30	31	32	33	34	35	36	37	38	39	40	41	42	43	44	45	46	47	48	49	50	51	52	1	2	3	4	5	6	7	8	9	10	11	12	13	14	15	16	17	18	19	20	21	22	23	24	25
Punjab						224	51	30	2																																																																																																																							
LAHORE																																																																																																																																
1	LHR-Gulshan Ravi Station	30	5	5																																																																																																																												
2	LHR-Multan Road Station	29	7	6																																																																																																																												
3	LHR-Outfall Pump Station	29	7	7																																																																																																																												
MULTAN																																																																																																																																
4	Multan-Suraj Miani, SM-1	30	9	1																																																																																																																												
5	Multan-Ali Town, AT-1	29	6	2																																																																																																																												
6	Multan-Kotla A. Fateh, KF-1	29	6	1																																																																																																																												
RAWALPINDI																																																																																																																																
7	RWP-Safdarabad, SA-1	29	11	7	1																																																																																																																											
FAISALABAD																																																																																																																																
8	COMPOSITE SITE, Pump Station	10	0	1	1	Started in 2012																																																																																																																										
9	Isml City Road	9	0	0																																																																																																																												
Sindh						213	46	34	7																																																																																																																							
GULSHAN-E-HQBAL																																																																																																																																
10	KHI-Gi-Chakora Nulla	30	6	3																																																																																																																												
11	KHI-Gi-Rashid Minhas Rd	29	8	1																																																																																																																												
GADAP																																																																																																																																
12	KHI-Gadap-Composite site	29	11	8	1																																																																																																																											
13	KHI-Gadap-Sohrab Goth	29	10	10	2																																																																																																																											
BALDIA																																																																																																																																
14	KHI-Baldia-Sajan Goth	29	4																																																																																																																													
15	KHI-Baldia-Composite	29	7	1																																																																																																																												
SUKKUR																																																																																																																																
16	SUK-Miani P Station-Sukkur city	14		4																																																																																																																												
17	SUK-Makka P Station-N.Sukkur	13		3		Started in 2012																																																																																																																										
HYDERABAD																																																																																																																																
18	HYD-Talidas P. Station	11		6	4																																																																																																																											
Khyber Pakhtunkhwa						59	19	20	8																																																																																																																							
PESHAWAR																																																																																																																																
19	PWR-Shahen Town, ST-1	30	11	11	5																																																																																																																											
20	PWR-Lara Ma, LM-1	29	8	9	3																																																																																																																											
Balochistan						66	20	4	1																																																																																																																							
QUETTA																																																																																																																																
21	Quetta-Jattak KIR, JT-1	28	11	2																																																																																																																												
22	Quetta-Jams-e-Saffa, JS-1	29	9	2																																																																																																																												
23	Quetta-Surpu, SP-1	9			1	Started in 2012																																																																																																																										
Pakistan						562	136	88	18																																																																																																																							

- Wild poliovirus type 1 (WPV1)
- No WPV Isolated
- Under process
- No sampling scheduled
- Mixture WPV1 & VDPV type 2

SUMMARY

Total Sites = 23

Total Samples Collected (2011-2012-2013) = 562

Total Samples with results available = 554

Total samples positive for Wild PV (2011-2012-2013) = **242** (136+88+18) (WPV1= 242)

Samples Positive for VDPV= 1 (Type 2 VDPV from KHI-Gadap)

Comparison environmental sampling results 2012-13*

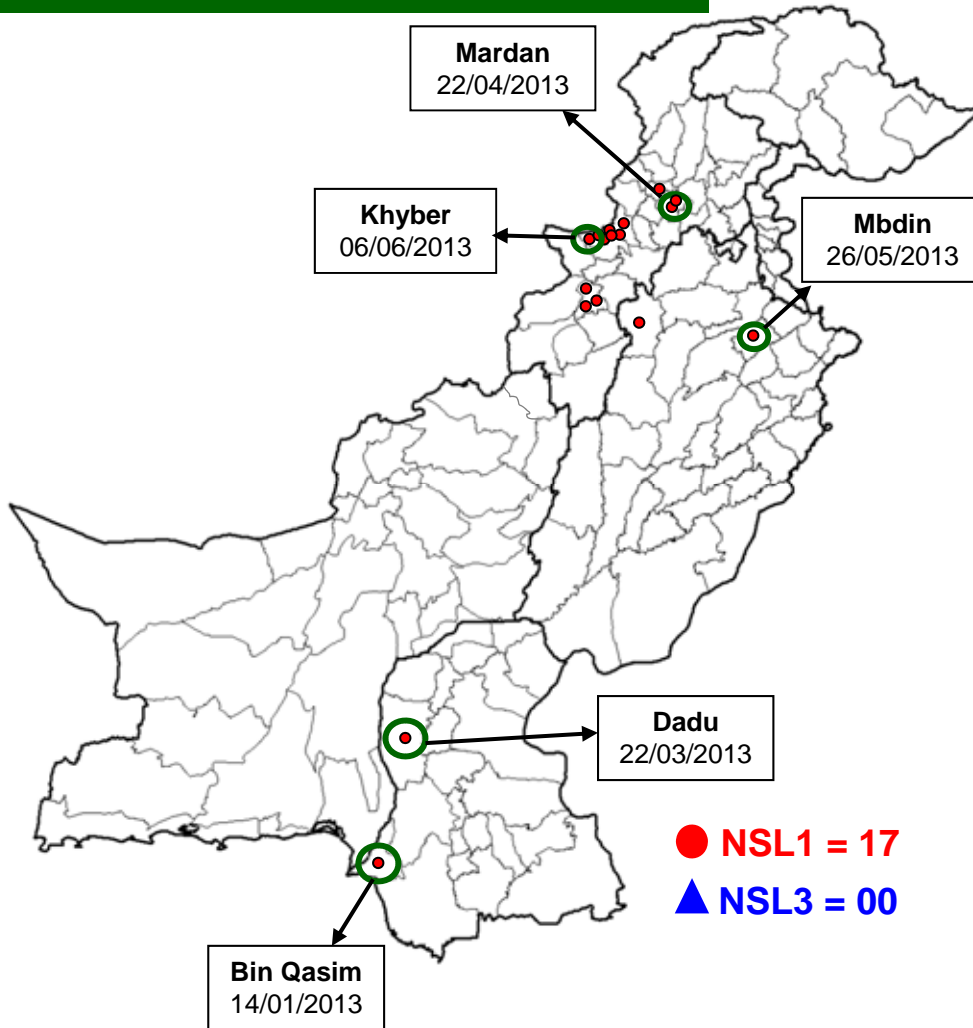
District/ Town	2012			2013*			Last Isolate
	Total	Wild		Total	Wild		
Lahore	15	10	67%	15	0	0%	20-Nov-12
Multan	15	3	20%	15	0	0%	18-Jun-12
Rawalpindi	5	4	80%	5	1	20%	25-Mar-13
Faisalabad	Sampling started week 36			10	1	10%	03-Jan-13
G IQbal	10	1	10%	10	0	0%	04-Oct-12
Gadap	10	5	50%	8	3	38%	27-Apr-13
Baldia	10	0	0%	10	0	0%	10-Jul-12
Sukkur	3	3	100%	10	0	0%	05-Sep-12
Hyderabad	Sampling started week 28			5	4	80%	10-Apr-13
Peshawar	10	9	90%	9	8	89%	13-May-13
Quetta	10	2	20%	14	1	7%	20-Feb-13
Total	88	37	42%	111	18	16%	13-May-13

* Comparison of samples till week 22 of both years with available results

Data source Polio RRL

Map1: Distribution of Wild Polio cases Pakistan 2013*

Districts/ Towns with Wild Polio cases = 9



Province/ Country	Date of Last Case		Number of cases 2013	
	P1	P3	P1	P3
PUNJAB	May, 2013	Jun, 2010	2	-
SINDH	Mar, 2013	Jan, 2010	2	-
KHYBER- PAKHTUNKHWA	Apr, 2013	Oct, 2010	4	-
FATA	June, 2013	Apr, 2012	9	-
BALUCHISTAN	Oct, 2012	Apr, 2010	-	-
AJK	-	Jun, 2000	-	-
GILGIT-BALTISTAN	Aug, 2012	-	-	-
ISLAMABAD	Sep, 2008	Sep, 2008	-	-
PAKISTAN	May, 2013	Apr, 2012	17	-

○ District with last polio case in province

Cases randomly placed
in districts

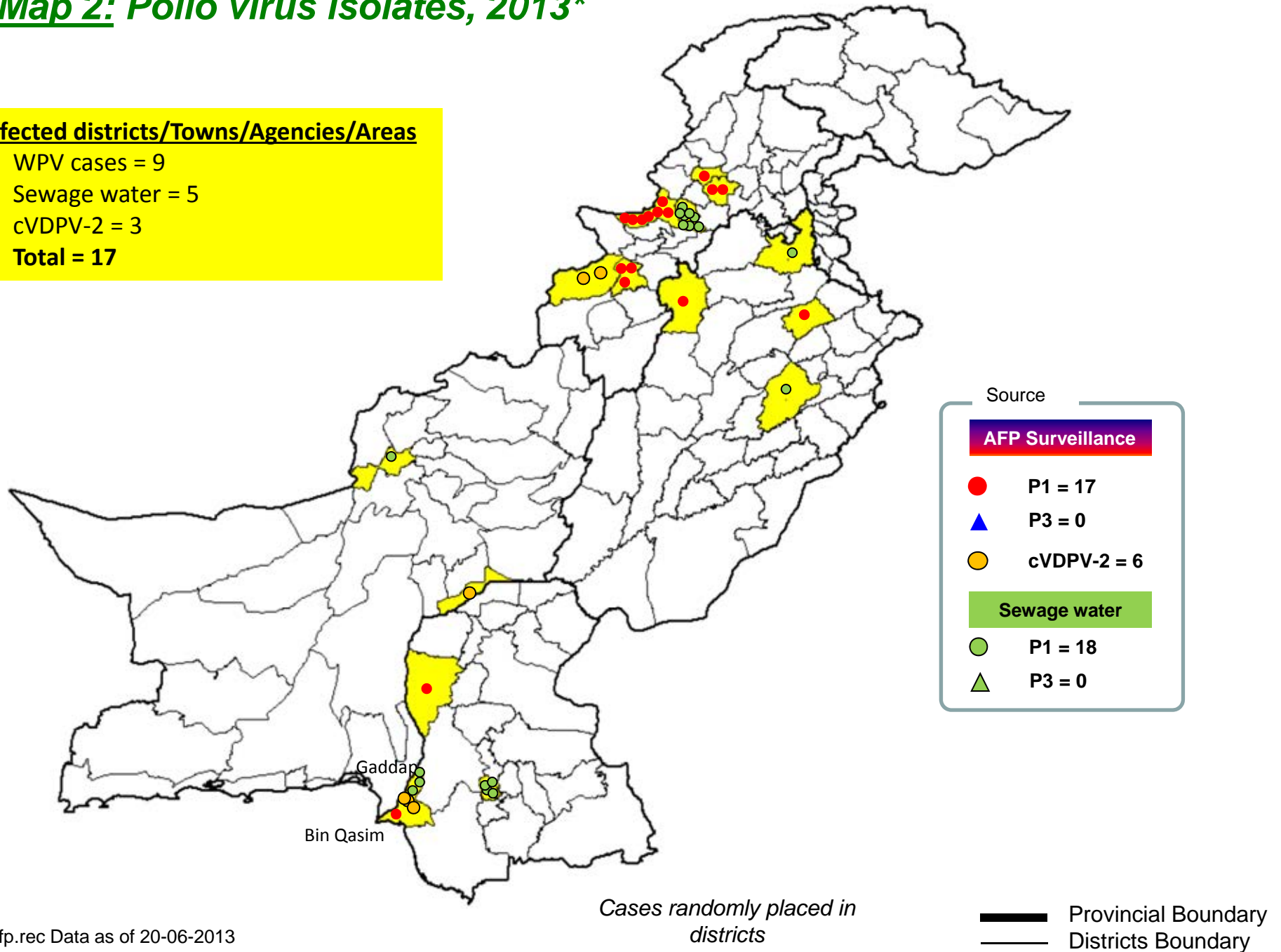
— Provincial Boundary
— Districts Boundary

* Afp.rec Data as of 20-06-2013

Map 2: Polio virus isolates, 2013*

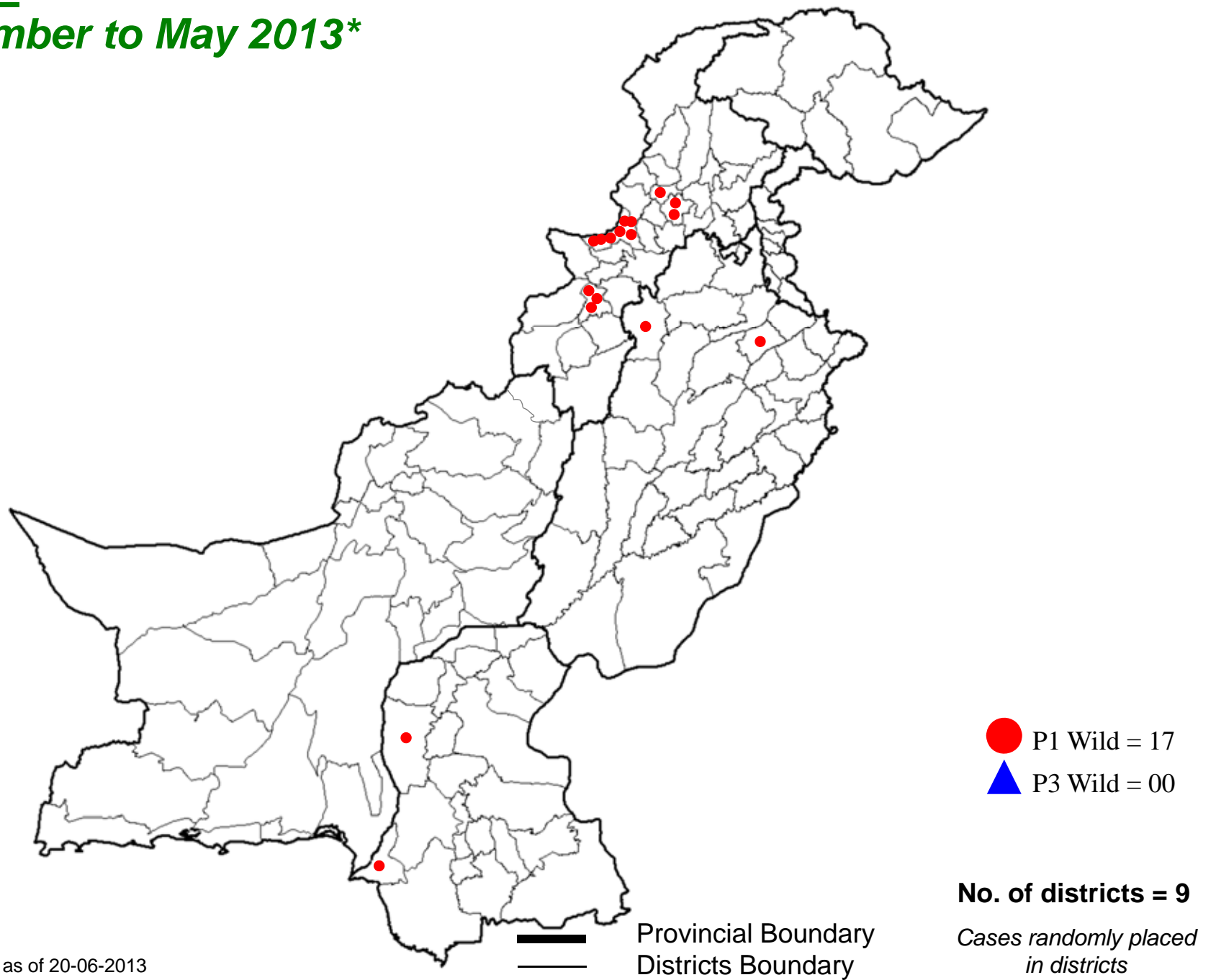
Infected districts/Towns/Agencies/Areas

- WPV cases = 9
- Sewage water = 5
- cVDPV-2 = 3
- Total = 17**



* Afp.rec Data as of 20-06-2013

Map 3: Wild Polio cases in the last 6 months from December to May 2013*



* Afp.rec Data as of 20-06-2013

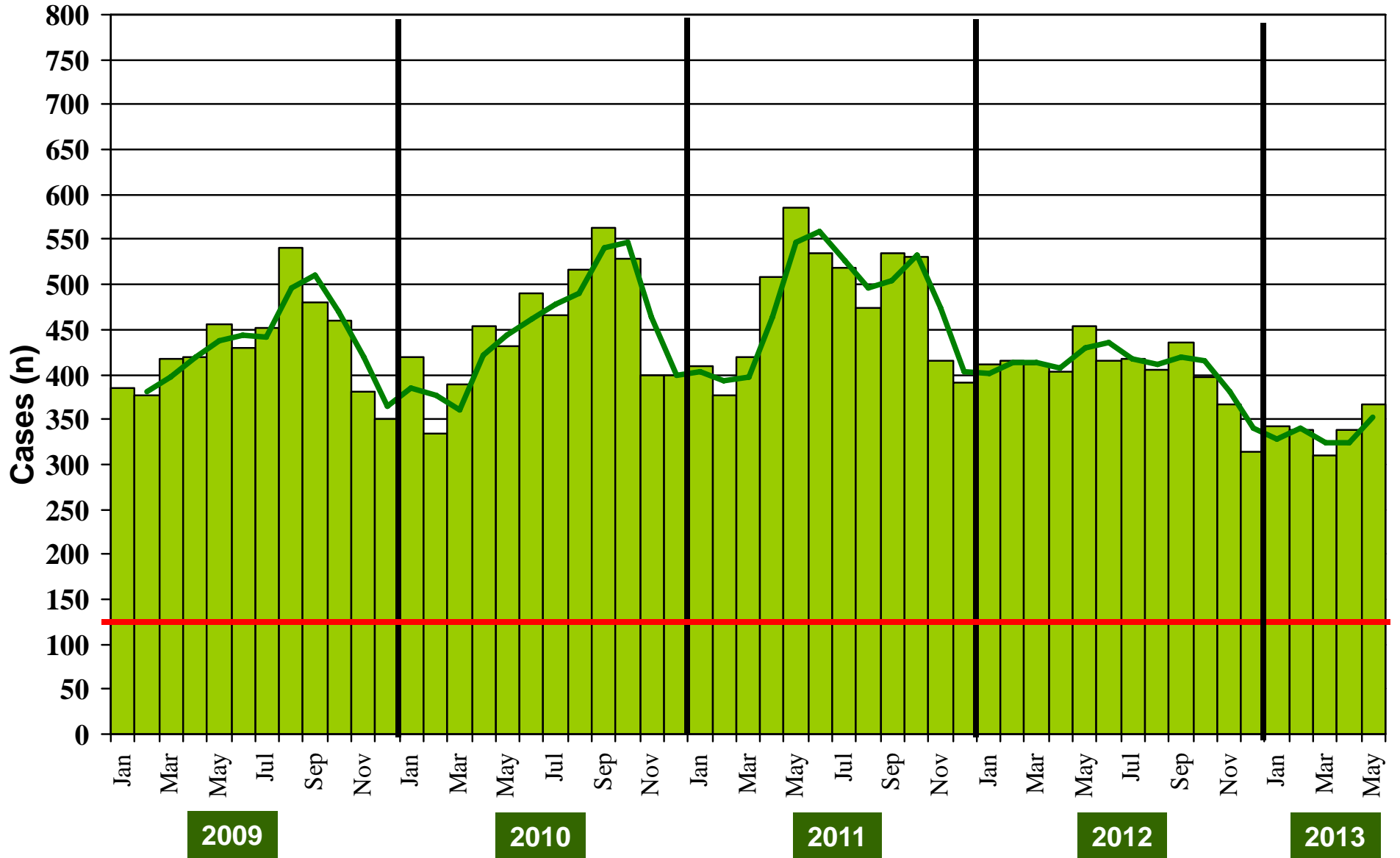
**Table 5: Distribution of AFP Cases By Week of Onset ^
Pakistan 2013* [Week number/Ending on]**

PROVINCE	W 10 09 Mar 2013	W 11 16 Mar 2013	W 12 23 Mar 2013	W 13 30 Mar 2013	W 14 06 Apr 2013	W 15 13 Apr 2013	W 16 20 Apr 2013	W 17 27 Apr 2013	W 18 04 May 2013	W 19 11 May 2013	W 20 18 May 2013	W 21 25 May 2013	W 22 01 June 2013	W 23 08 June 2013	W 24 15 June 2013
PUNJAB	44	41	38	34	45	30	58	45	50	47	49	54	43	53	23
SINDH	17	12	22	12	17	16	20	16	17	22	20	19	22	18	4
KP	11	14	12	9	12	11	23	8	15	15	10	13	31	19	11
FATA	1	2	1	1	1	3	1	5	2	5	7	5	2	4	1
BALUCHISTAN	4	0	1	3	1	4	3	1	1	1	7	7	6	6	2
AJK	0	1	0	1	1	1	0	0	2	0	2	0	1	2	1
GILGIT BILTISTAN	0	0	0	0	0	0	0	0	0	0	0	0	0	0	0
ISLAMABAD	0	1	0	0	0	1	0	1	0	2	0	2	0	2	0
PAKISTAN	77	71	74	60	77	66	105	76	88	92	95	100	105	104	42

* Afp.rec & Afplab.rec: Data as of 20-06-2013

^ MMWR Epidemiological Weeks

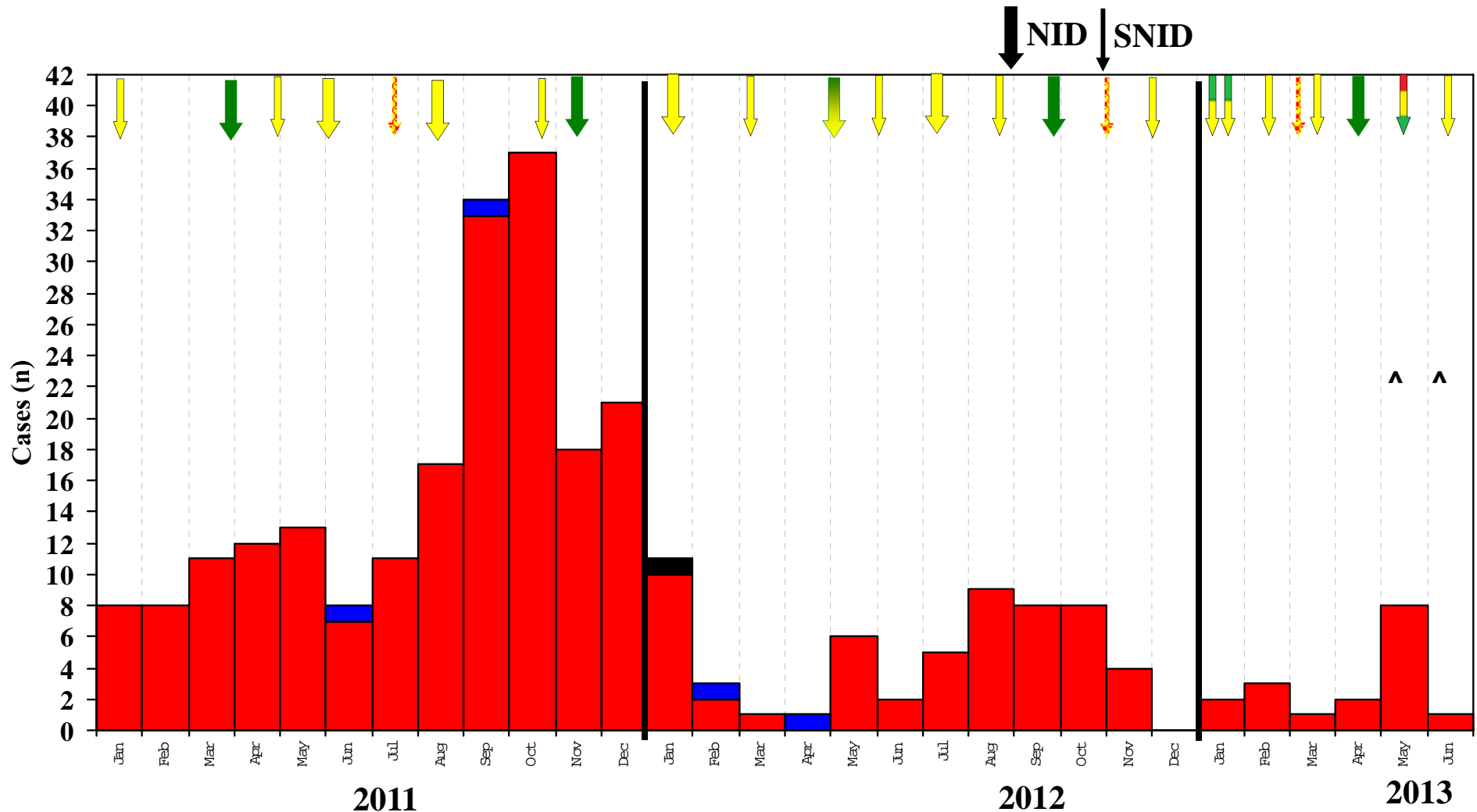
Graph 1: Distribution of AFP Cases by Month, Pakistan 2009-2013*



@ Non-polio AFP rate of 2/100,000 children < 15 years

*Afp.rec Data as of 20-06-2013

Confirmed Polio Cases By Poliovirus Type, 2011-2013*

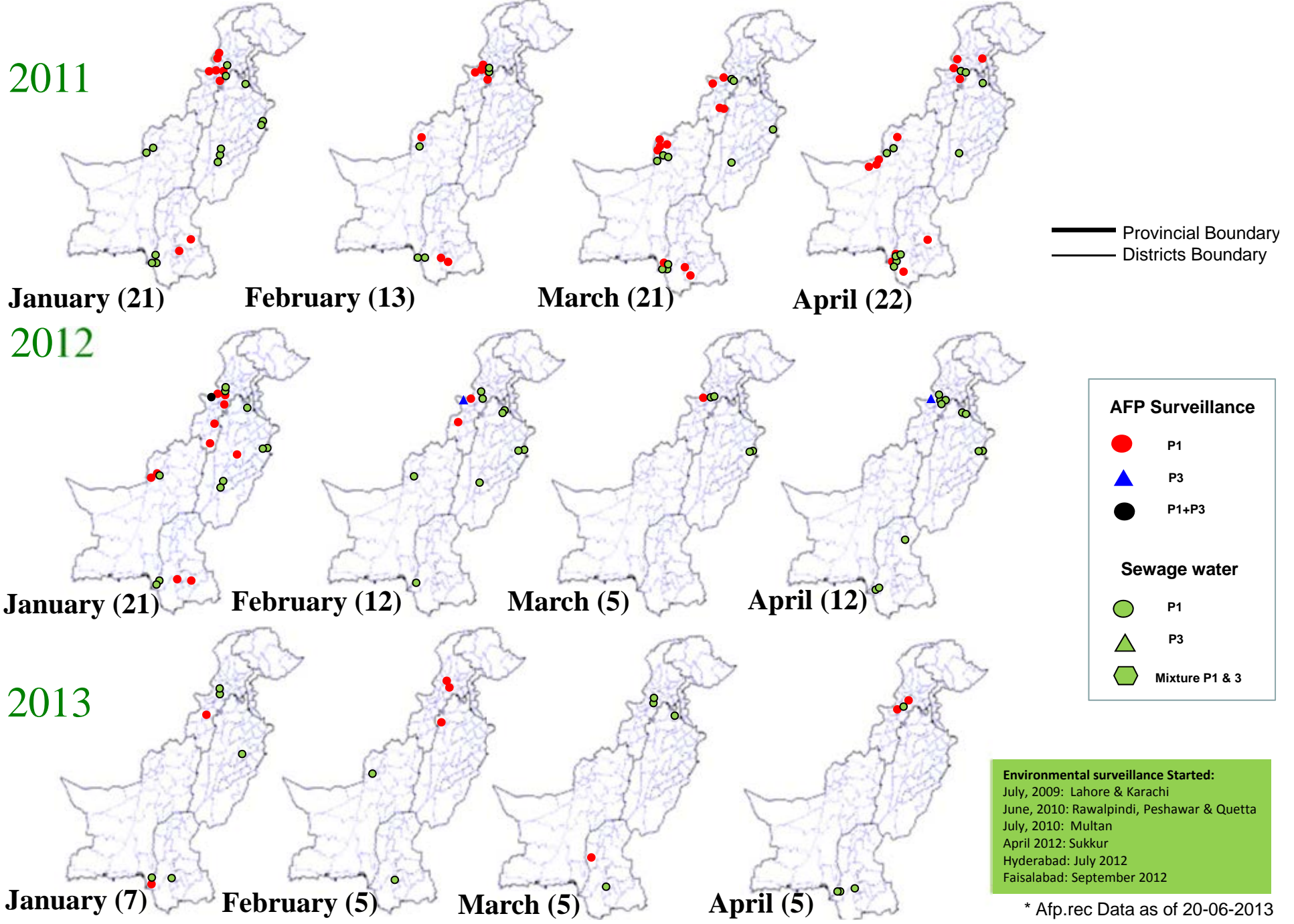


Vaccine Type
■ mOPV1 ■ mOPV3 ■ Trivalent ■ Bivalent

Virus Type
■ NSL3 ■ NSL1 ■ NSL1 & NSL3

* Data source AFP 20/06/2013

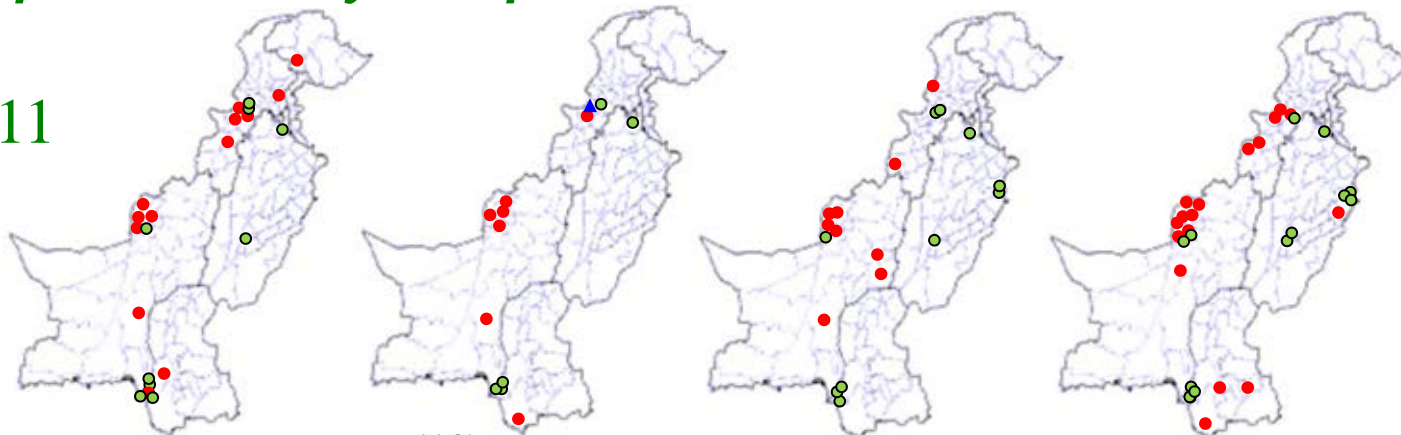
Map 4: Monthly Comparison of P1 & P3 Polio Cases/Isolates 2011-2013*



* Afp.rec Data as of 20-06-2013

Map 4.1: Monthly Comparison of P1 & P3 Polio Cases/Isolates 2011-2013*

2011



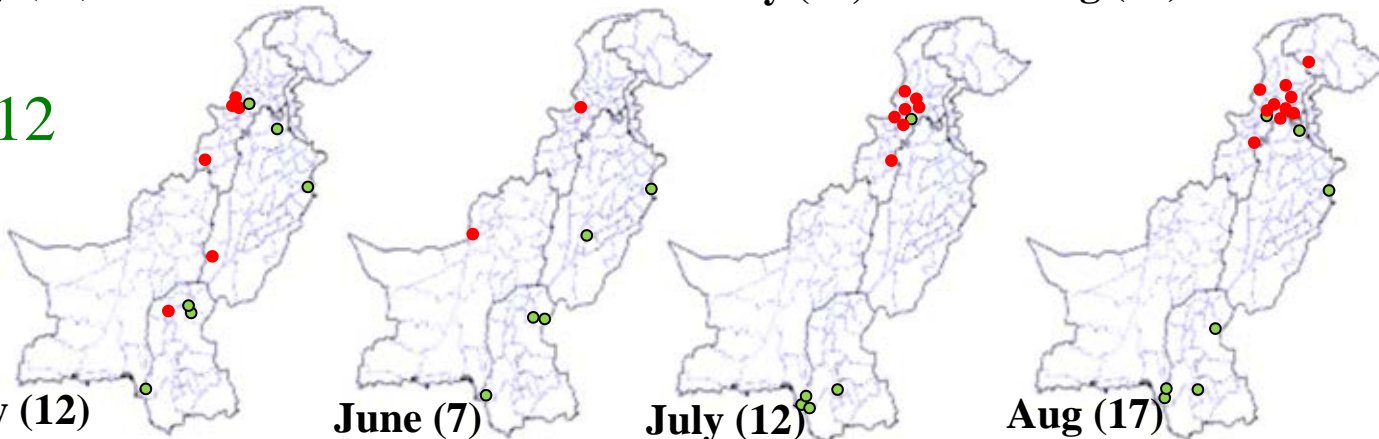
May (22)

June (13)

July (19)

Aug (30)

2012



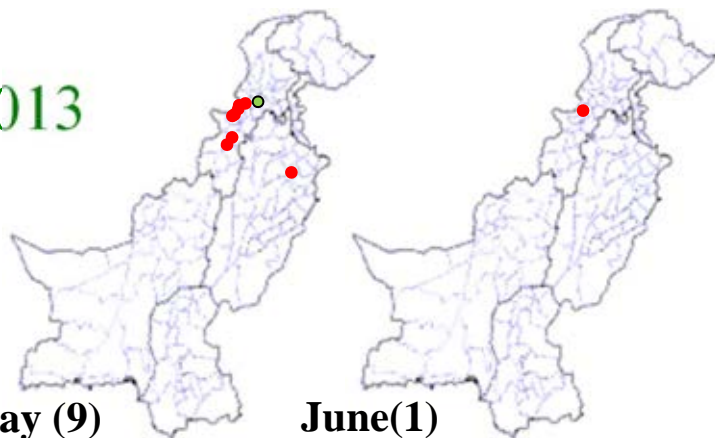
May (12)

June (7)

July (12)

Aug (17)

2013



May (9)

June(1)

AFP Surveillance

- P1
- ▲ P3
- Mixture P1 & 3

Sewage water

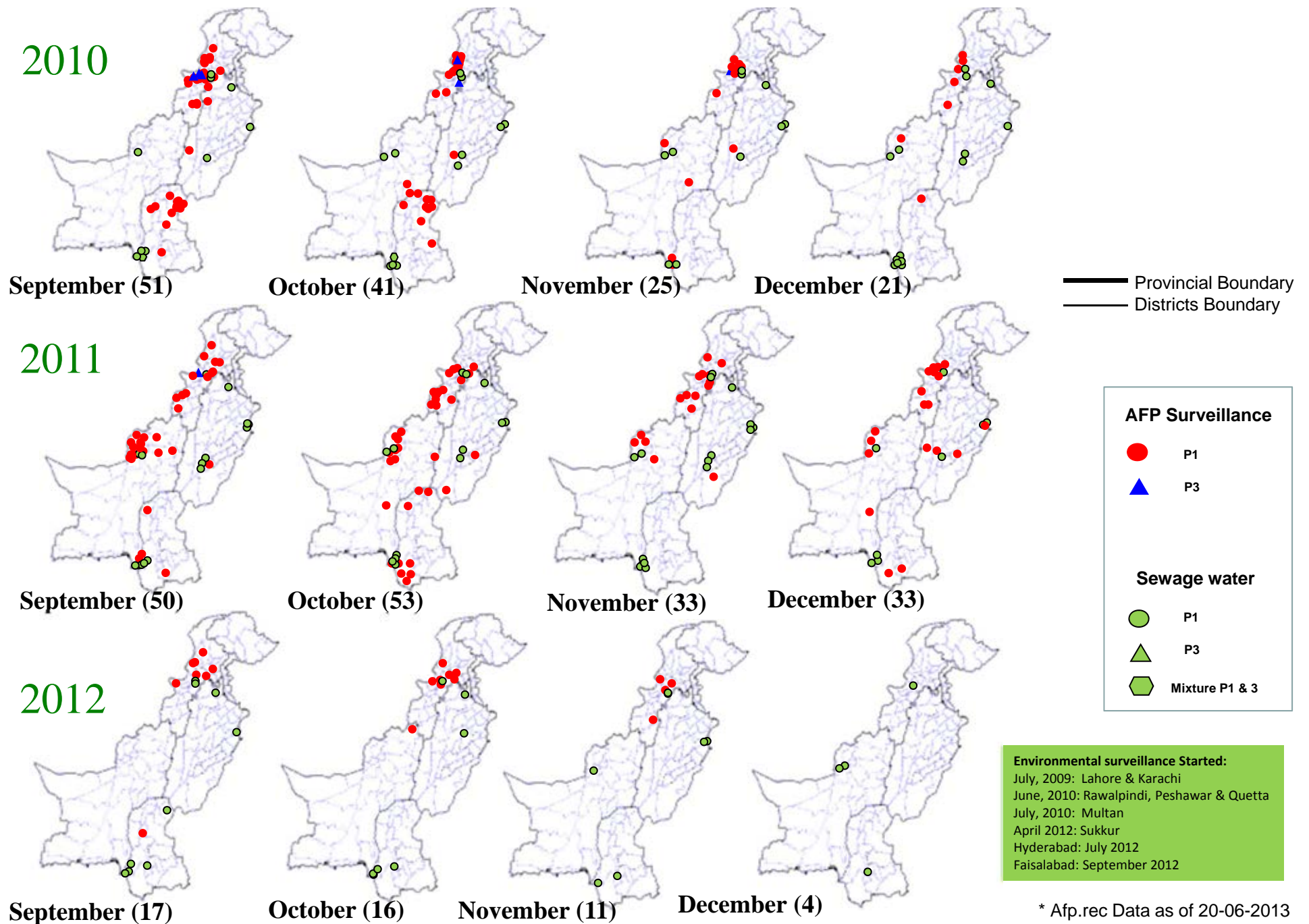
- P1
- ▲ P3
- Mixture P1 & 3

Environmental surveillance Started:

July, 2009: Lahore & Karachi
 June, 2010: Rawalpindi, Peshawar & Quetta
 July, 2010: Multan
 April 2012: Sukkur
 Hyderabad: July 2012
 Faisalabad: September 2012

* Afp.rec Data as of 20-06-2013

Map 4.2: Monthly Comparison of P1 & P3 Polio Cases/Isolates 2010-2012*

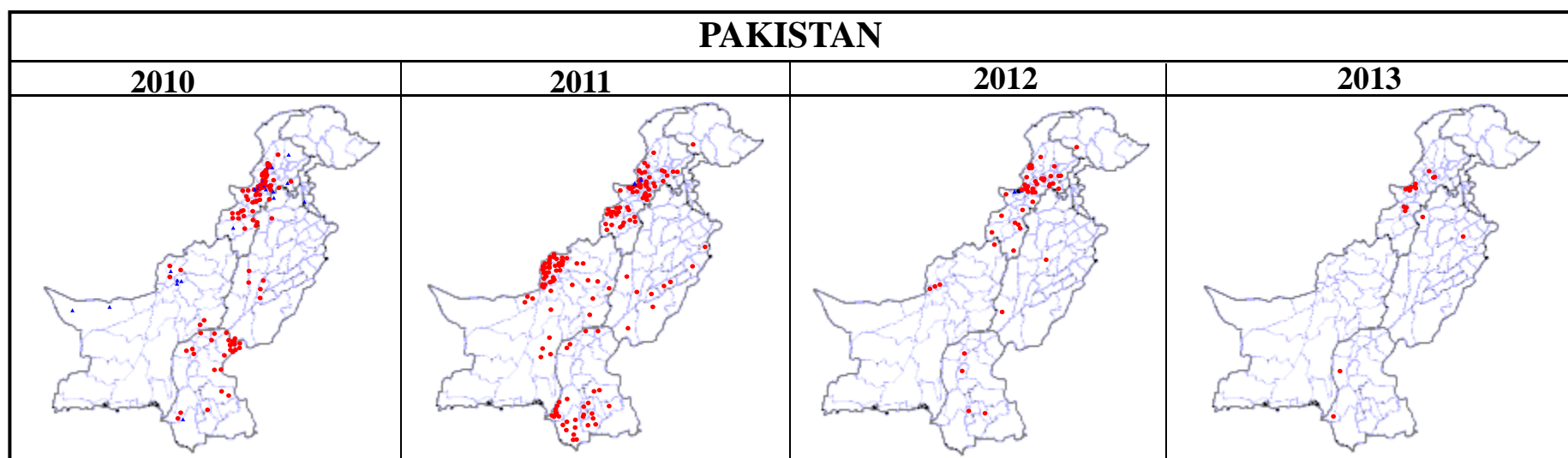


* Afp.rec Data as of 20-06-2013

Table 6: Polio Eradication Update, Pakistan 2010-2013*

Province/Region	Polio 1				Polio 3				Total Wild			
	2010	2011	2012	2013	2010	2011	2012	2013	2010	2011	2012	2013
PUNJAB	6	9	2	2	1	0	-	-	7	9	2	2
SINDH	26	33	4	2	1	0	-	-	27	33	4	2
KP	19	23	27	4	5	0	-	-	24	23	27	4
FATA^	63	57	17	9	11	2	2	-	74	59	20^	9
BALUCHISTAN	6	73	4	-	6	0	-	-	12	73	4	-
AJK	0	0	-	-	0	0	-	-	0	0	-	-
Gilgit-Baltistan	0	1	1	-	0	0	-	-	0	1	1	-
ISLAMABAD	0	0	-	-	0	0	-	-	0	0	-	-
PAKISTAN	120	196	55	17	24	2	2	-	144	198	58	17

^ FATA reported mixture of NSL1 & NSL3



* Afp.rec Data as of 20-06-2013

Table 7: Vaccination status of non polio AFP cases age 6-59 months 2010-2013*

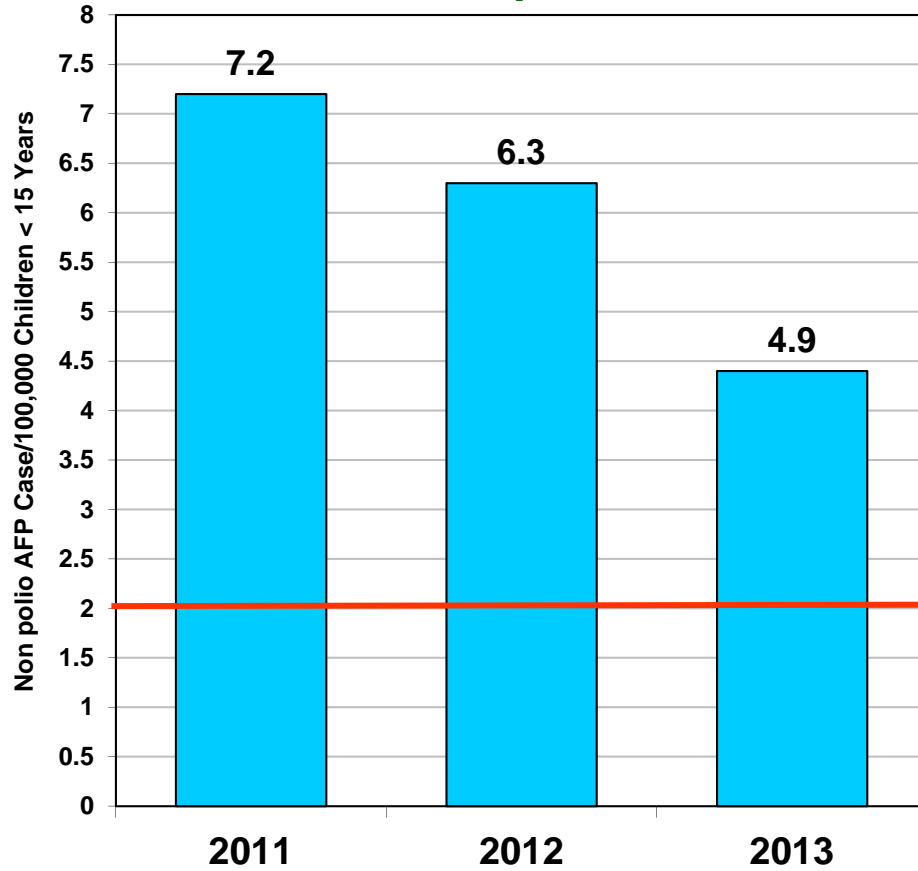
REGION	0 dose				1-2 doses				3 doses				4-6 doses				7+ doses			
	10	11	12	13	10	11	12	13	10	11	12	13	10	11	12	13	10	11	12	13
Central Punjab	0%	0%	0%	1%	1%	1%	0%	0%	1%	2%	0%	1%	7%	6%	4%	8%	91%	92%	95%	90%
North Punjab	0%	0%	0%	0%	0%	1%	0%	0%	2%	1%	0%	0%	6%	5%	4%	5%	91%	93%	96%	95%
South Punjab	0%	0%	0%	0%	1%	0%	0%	0%	0%	1%	0%	0%	5%	5%	4%	3%	94%	93%	96%	97%
PUNJAB	0%	0%	0%	0%	1%	1%	0%	0%	1%	1%	0%	0%	6%	5%	4%	5%	92%	93%	96%	94%
Karachi	2%	4%	1%	0%	0%	1%	1%	2%	3%	0%	2%	0%	7%	6%	6%	7%	88%	88%	90%	91%
North Sindh	0%	0%	0%	0%	1%	1%	0%	0%	0%	0%	1%	0%	4%	5%	4%	6%	95%	94%	94%	97%
South Sindh	0%	1%	0%	0%	1%	1%	1%	1%	1%	0%	2%	0%	9%	6%	4%	7%	89%	93%	93%	92%
SINDH	1%	1%	0%	0%	1%	1%	1%	1%	1%	0%	1%	0%	7%	6%	4%	7%	91%	92%	93%	92%
Central Khyber Pakhtunkhwa	1%	1%	2%	2%	0%	1%	1%	0%	1%	0%	0%	1%	2%	3%	2%	0%	97%	95%	95%	97%
North Khyber Pakhtunkhwa	2%	1%	2%	0%	1%	2%	2%	2%	2%	1%	2%	0%	6%	7%	9%	5%	89%	90%	85%	93%
South Khyber Pakhtunkhwa	3%	2%	2%	0%	3%	4%	1%	0%	3%	4%	1%	0%	14%	7%	9%	2%	76%	83%	87%	98%
Khyber Pakhtunkhwa	1%	1%	2%	1%	1%	2%	1%	1%	2%	1%	1%	1%	6%	5%	6%	2%	90%	91%	89%	96%
FATA	14%	14%	18%	21%	11%	10%	6%	3%	6%	5%	3%	7%	18%	11%	12%	7%	51%	61%	62%	62%
North Balochistan	12%	4%	12%	17%	0%	12%	10%	13%	4%	23%	3%	0%	12%	12%	17%	9%	72%	50%	57%	61%
Quetta Block	0%	31%	14%	16%	11%	10%	10%	5%	0%	3%	0%	0%	9%	14%	14%	11%	81%	43%	62%	68%
Rest of Balochistan	6%	7%	9%	6%	2%	2%	6%	6%	2%	5%	5%	6%	11%	10%	10%	25%	78%	76%	70%	56%
BALUCHISTAN	5%	16%	8%	11%	4%	6%	8%	9%	2%	6%	3%	2%	11%	12%	17%	13%	78%	60%	64%	66%
PAKISTAN	1%	2%	1%	1%	1%	1%	1%	1%	1%	1%	1%	1%	7%	6%	5%	5%	89%	89%	92%	92%

* Afp.rec Data as of 20-06-2013

Key Surveillance Indicators; 2011-2013*

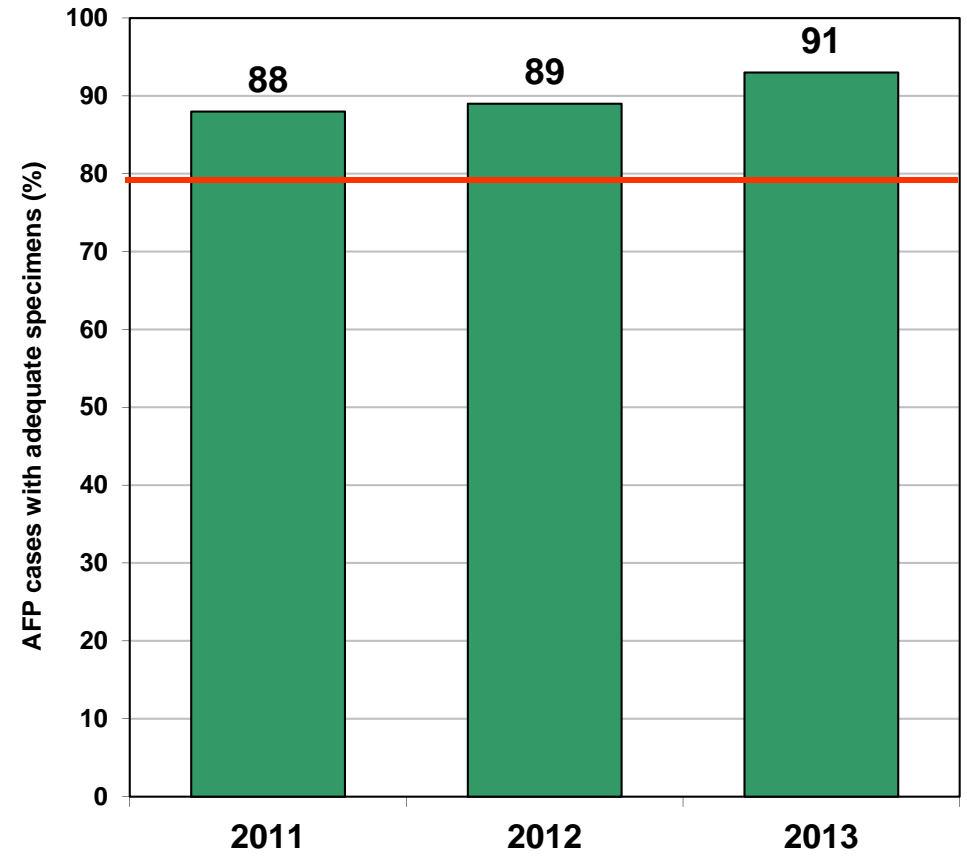
(Non polio AFP rate and % AFP cases with adequate specimens)

Graph 3



■ Non Polio AFP Rate

Graph 4



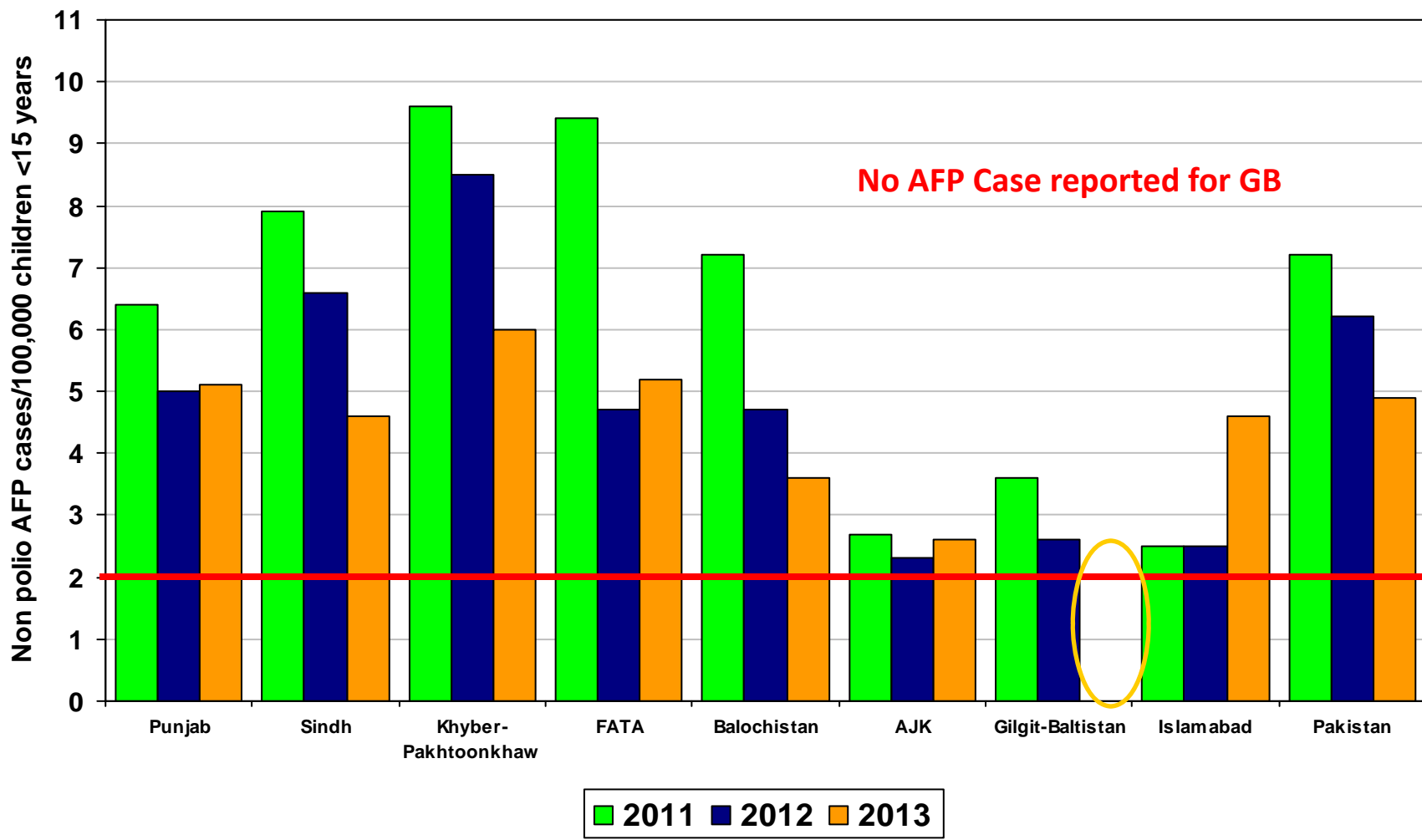
■ % AFP with Adequate Specimens

— Target

Non Polio AFP rate Up to Week No. 24 ended on 15th June, 2013

* Afp.rec Data as of 20-06-2013

Non Polio AFP Rate By Province/Regions, 2011-2013*

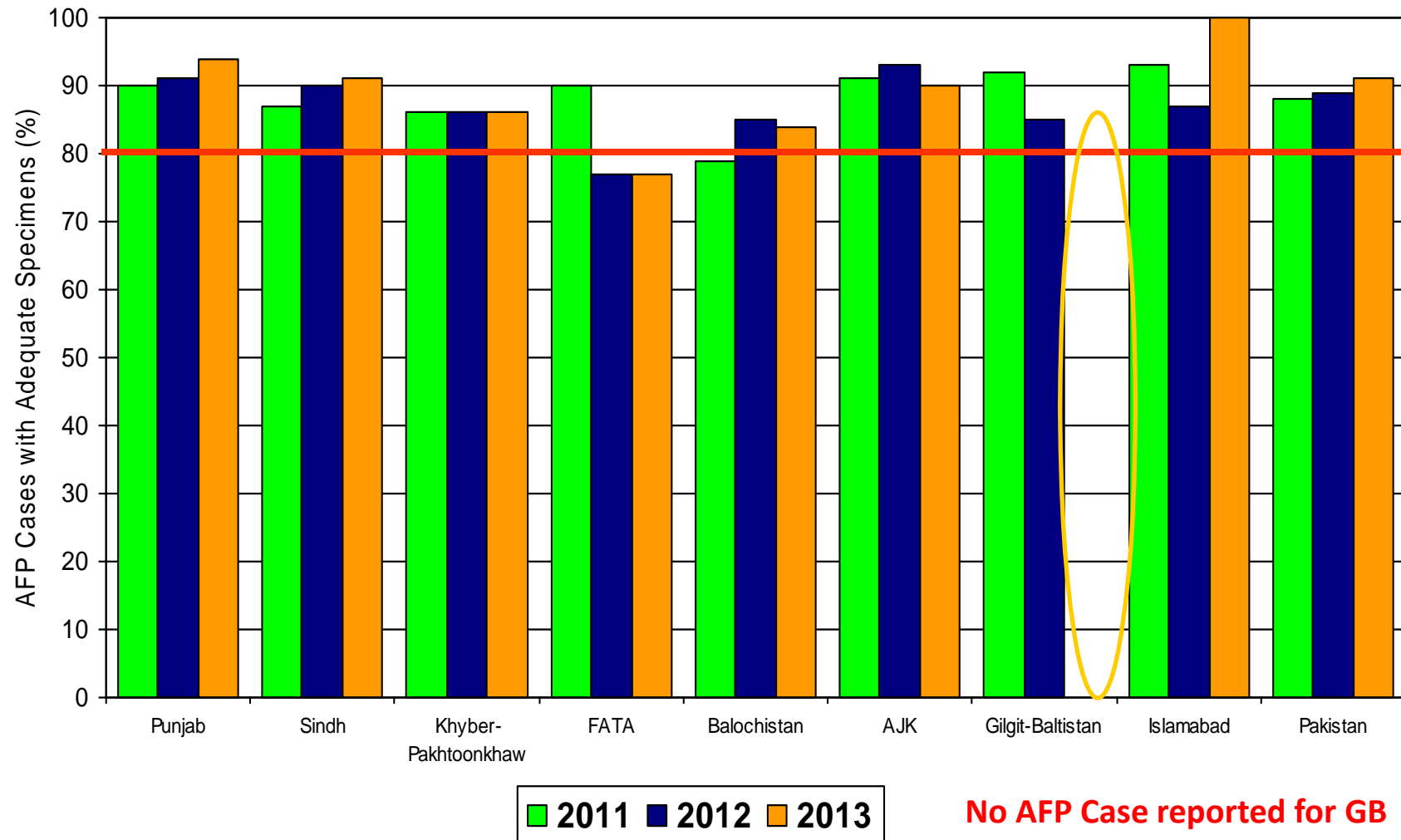


Non Polio AFP rate Up to Week No. 24 ended on 15th June, 2013

Target Non-Polio AFP Rate 2/ 100000 < 15 years of the age

* Data source AFP 20/06/2013

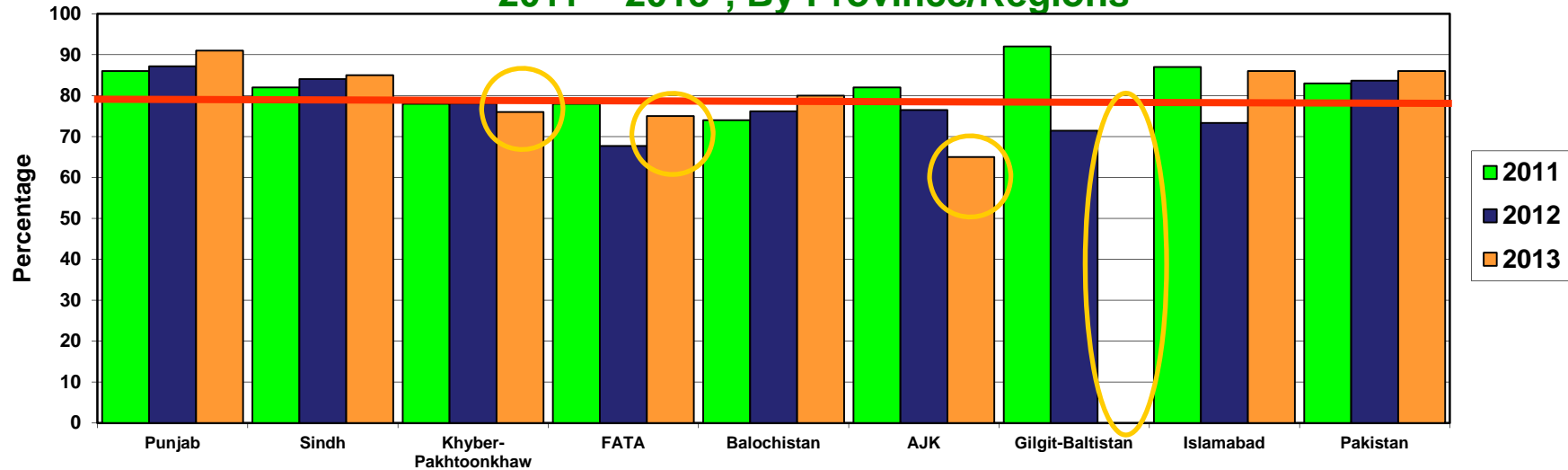
Percent AFP Cases with Adequate Specimens By Province/Regions, 2011-2013*



* Data source AFP 20/06/2013

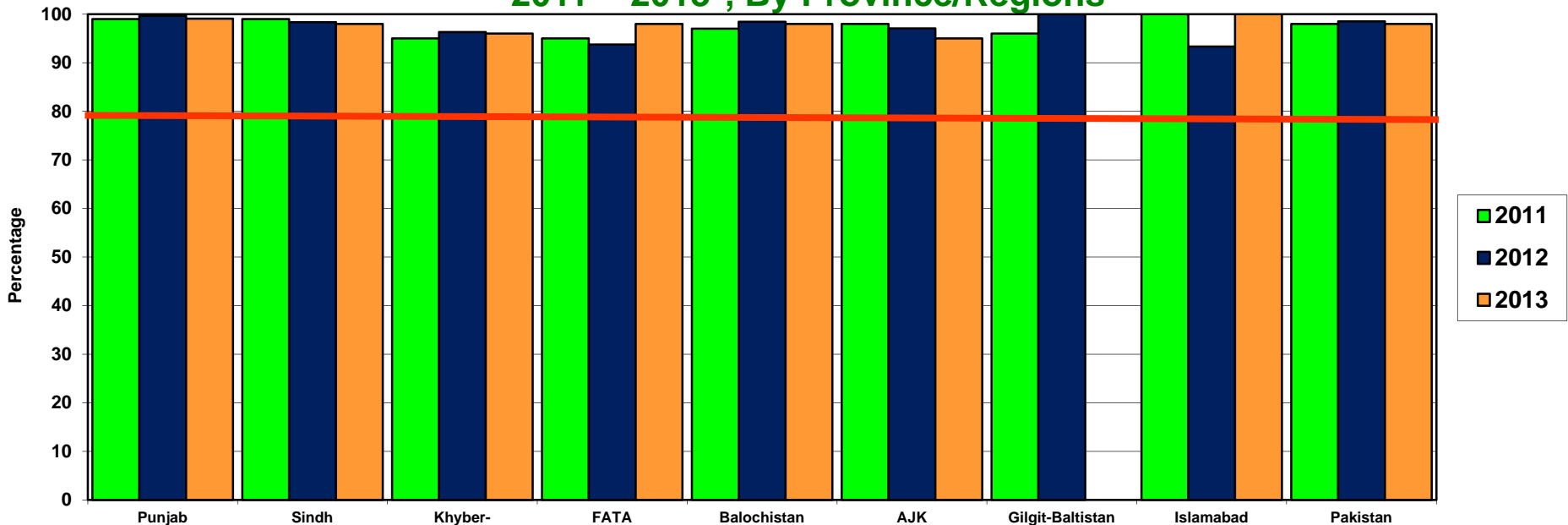
Target Adequate Sample cases = 80%

**Graph 5: Percent AFP Cases Notified within 07 days of paralysis onset
2011 ~ 2013*, By Province/Regions**



No AFP Case reported for GB

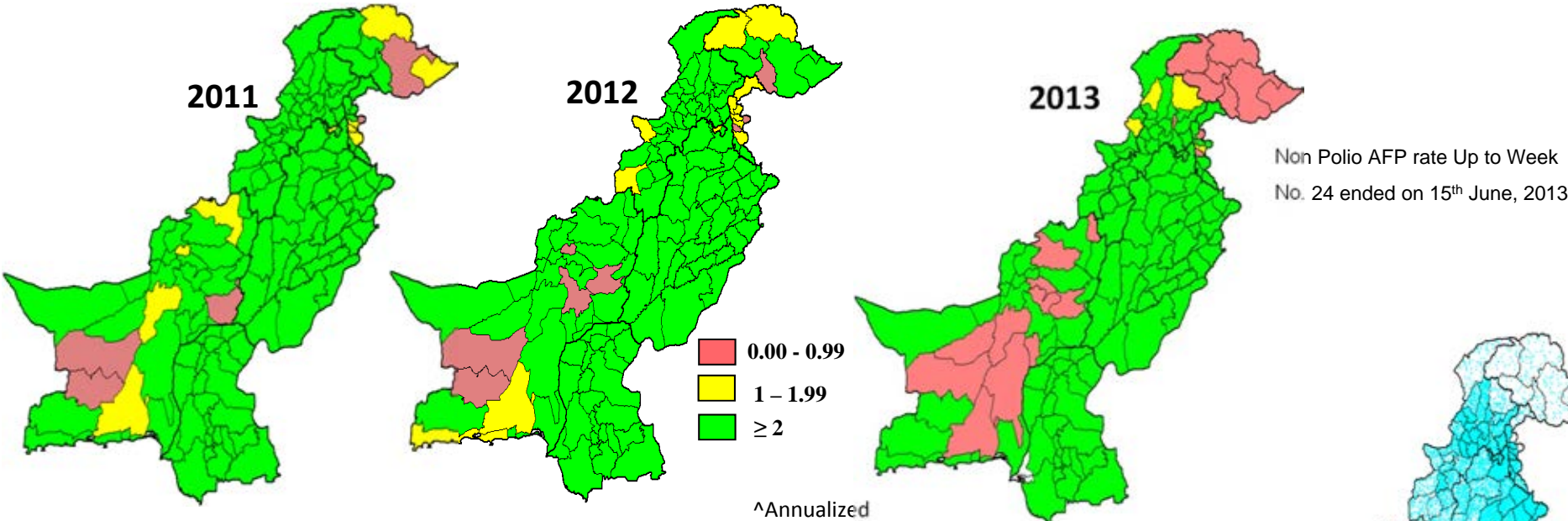
**Graph 6: Percent AFP Cases Investigated within 48 hours of notification
2011 ~ 2013*, By Province/Regions**



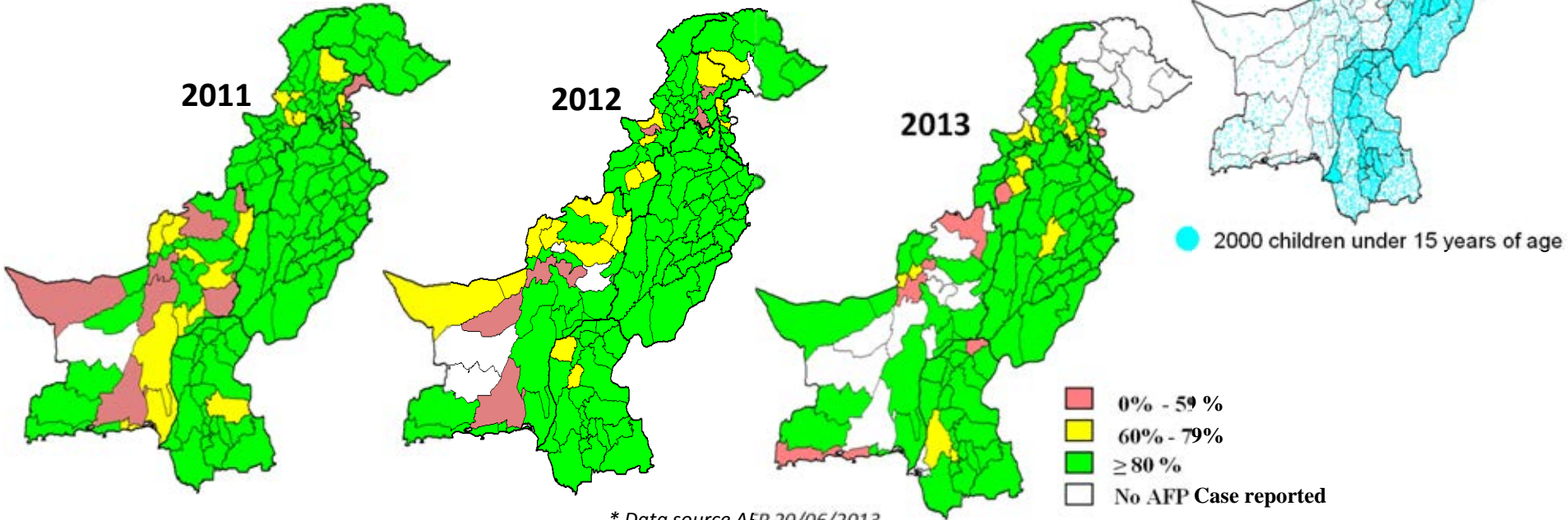
* Afp.rec Data as of 20-06-2013

— Target

Non-Polio^ AFP Rate by District



Percent AFP Cases with Adequate Specimens, by District



* Data source AFP 20/06/2013

Table 8: AFP CASES PENDING FOR CLASSIFICATION WITH DATE OF ONSET MORE THAN 90 DAYS* 2013

S. No	DISTRICT	TEHSIL	EPID	SEX	AGE	DONSET	DOSE€	DSTOOL1	DSTOOL2	LAB	FEVER	ASVM	PROG	FUP	PEND (DAYS)	
1	KARAK	KARAK	KP/51/13/005	F	13	01-01-13	7+	15-02-13	17-02-13	EV	N	Y	Y	Y	170	
2	KHYBER	LANDI KOTAL	FT/34/13/003	M	84	10-02-13	7+	25-02-13	27-02-13		Y	N	Y		130	
3	KHYBER	JAMRUD	FT/34/13/004	F	16	22-01-13	7+	05-03-13	06-03-13	EV	Y	Y	Y		149	
4	MARDAN	MARDAN	KP/40/13/007	M	29	17-01-13	7+	06-02-13	07-02-13	EV	Y	Y	Y	Y	154	
5	PESHAWAR	PESHAWAR	KP/30/13/008	M	96	15-01-13	7+	26-02-13	27-02-13	NVI	N	N	Y	Y	156	
6	SWAT	SWAT	KP/24/13/004	M	120	20-02-13	7+	Child Died Before Stool Collection			Y	N	Y	DIED	120	
7	WAZIR-N	MIRAN SHAH	FT/64/13/001	M	96	08-02-13	6	13-02-13			Y	N	Y	DIED	132	
8	DGKHAN	DGKHAN	PB/81/13/058	M	18	11-03-13	7+	LATE NOTIFIED			Y	Y	Y	Y	101	
9	FAISALABAD	JARANWALA	PB/51/13/045	F	10	01-03-13	1				N	Y	Y	Y	Y	111
10	GHOTKI	GHOTKI	SD/42/13/003	F	30	13-01-13	7+	18-01-13		NVI	Y	Y	Y	DIED	158	
11	GHOTKI	GHOTKI	SD/42/13/009	M	84	03-02-13	7+	02-03-13	03-03-13	NVI	Y	Y	Y	Y	137	
12	HYDERABAD	HYDERABAD RURAL	SD/21/13/003	F	6	25-01-13	6	20-02-13	21-02-13	NVI	N	Y	Y	Y	146	
13	JACOBABAD	THUL	SD/53/13/004	M	120	07-02-13	7+	09-03-13	10-03-13	NVI	Y	N	Y	Y	133	
14	KAMBAR	WARAH	SD/55/13/006	M	96	01-01-13	7+	LATE NOTIFIED			N	Y	Y	Y	170	
15	KHIGADAP	GADAP	SD/63/13/006	M	156	14-02-13	0				N	N	Y	Y	Y	126
16	KHIKAMARI	KAMARI	SD/67/13/001	M	18	10-01-13	1				Y	Y	Y	Y	Y	161
17	NFEROZ	BHIRIA	SD/45/13/003	F	144	05-02-13	7+	Child Died Before Stool Collection			Y	Y	Y	DIED	135	
18	SANGHAR	KHIPRO	SD/32/13/005	M	144	05-03-13	7+	LATE NOTIFIED			N	N	Y	Y	107	
19	T.ALLAHYAR	J.MUREE	SD/27/13/004	F	66	12-02-13	7+	18-02-13		NVI	N	N	N	DIED	128	
20	THATTA	SUJAWAL	SD/22/13/001	M	1	02-01-13	1	09-01-13	31-01-13	NVI	N	N	Y	DIED	169	
21	BUNIR	DAGGAR	KP/22/13/008	M	35	12-03-13	7+	01-04-13	02-04-13	NVI	Y	Y	Y	Y	100	
22	BUNIR	DAGGAR	KP/22/13/007	M	132	28-02-13	7+	30-03-13	31-03-13	NVI	N	N	Y	Y	112	
23	BUNIR	DAGGAR	KP/22/13/015	M	72	01-01-13	7+	LATE NOTIFIED			Y	Y	Y	Y	170	
24	DIRLOWER	TIMERGARA	KP/23/13/010	M	36	17-03-13	7+	07-04-13	08-04-13	NVI	Y	Y	Y		95	
25	DIRLOWER	SAMAR BAGH	KP/23/13/015	F	13	30-01-13	7+	LATE NOTIFIED			Y	Y	Y	Y	141	
26	HARIPUR	HARIPUR	KP/12/13/005	M	66	18-01-13	7+	19-02-13	20-02-13	EV	N	N	Y		153	
27	LAKKIMRWT	LAKKIMRWT	KP/62/13/008	F	120	17-01-13	7+	01-03-13	02-03-13	NVI	Y	N	Y		154	
28	MARDAN	TAKHT BHAI	KP/40/13/034	M	5	10-03-13	6	LATE NOTIFIED			N	Y	UK	Y	102	
29	PESHAWAR	PESHAWAR	KP/30/13/022	F	22	06-02-13	7+				N	N	N	Y	Y	134
30	SHANGLA	MARTOONG	KP/26/13/001	M	72	08-01-13	7+				Y	Y	Y	Y		163
31	TANK	TANK	KP/63/13/005	M	42	25-02-13	7+	27-04-13	28-04-13	NVI	Y	N	UK		115	
32	BAJOUR	MAMUND	FT/33/13/007	M	45	02-01-13	7+	LATE NOTIFIED			N	Y	Y	Y	169	
33	KHYBER	LANDI KOTAL	FT/34/13/005	M	132	09-03-13	7+	12-03-13		EV	N	N	Y		103	
34	KHYBER	JAMRUD	FT/34/13/002	F	24	18-01-13	7+	21-02-13	23-02-13		N	Y	Y		153	

€ Based on recall of parents
* Afp.rec Data as of 20-06-2013

60 days Follow-up not done

FUP = Residual Weakness at 60 days follow up.