



**World Health
Organization**

**Weekly
AFP Surveillance Update
Pakistan**

Week 23 (*Ended on 8th June, 2013*)

AFP Surveillance



***National Surveillance Cell
Federal EPI***

World Health Organization Country Office,
Chak Shahzad, Park Road,
Islamabad, Pakistan

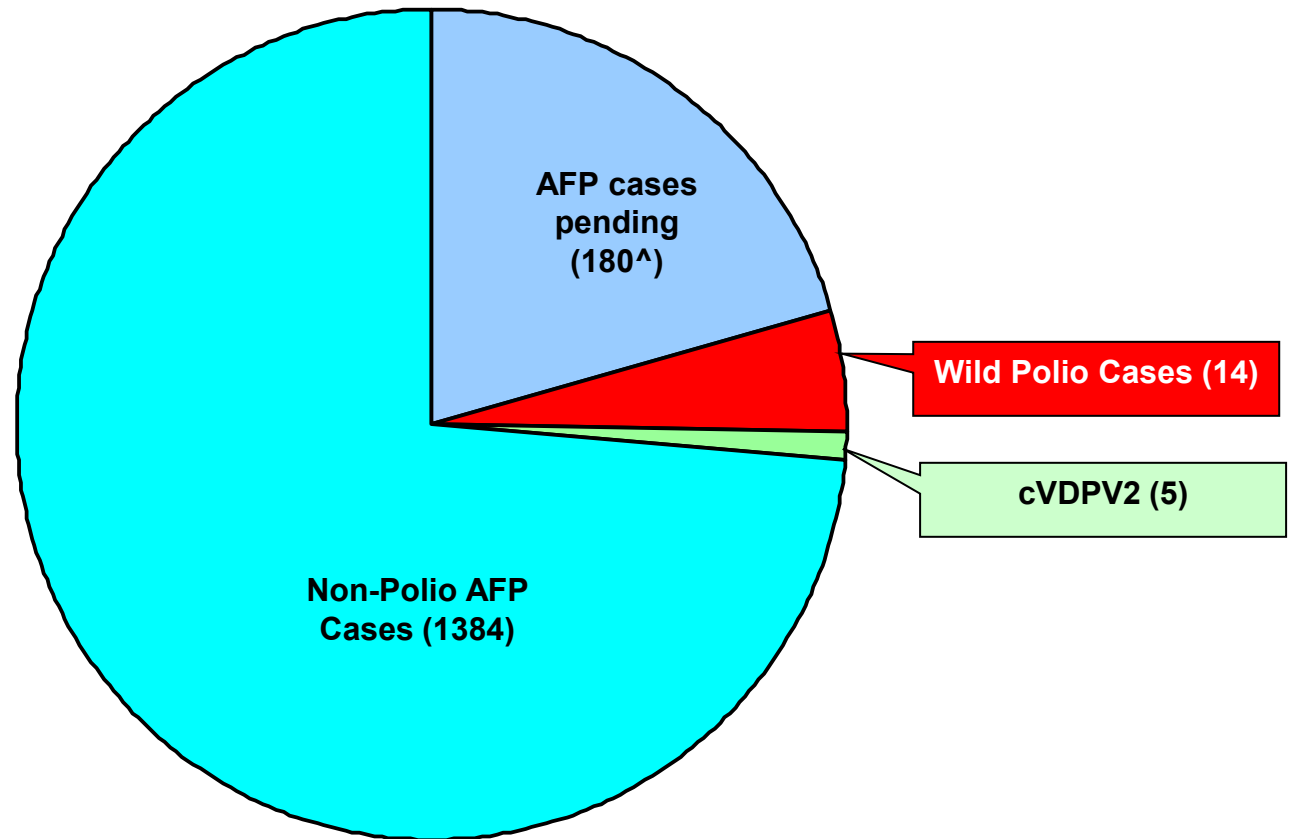
Tel: +92-51 9255123 / 9255282 /9255184

Fax: +92-51 9255274

Email: epidata@pak.emro.who.int

Web site: www.whopak.org

AFP Case Profile, 2013*



Total AFP Cases Reported = 1583

[^]27 Inadequate cases pending classification by ERC;
[^]41 Inadequate cases not due for FUP
[^]112 Pending in the Lab

Comparison of polio cases by province/region 2012§ & 2013*

Region/ Province	No. of polio cases		No. of infected districts/towns		Last polio case
	2012	2013	2012	2013	
Khyber Pakhtunkhwa	4	4	4	3	22-Apr-13
FATA / FR Areas	11	7	3	2	19-May-13
Sindh	3	2	3	2	22-Mar-13
Balochistan	2	-	1	-	30-Nov-12
Punjab	2	1	2	1	7-Feb-13
Pakistan	22	14	13	8	19-May-13

Five additional districts/town declared infected based on environmental samples 2013

Total polio cases of 2012 are 58

* Afp.rec Data as of 06-06-2013

§Based on date of onset

Table 1: List of Confirmed Polio Cases, Pakistan 2013*

S.NO.	PROVINCE/ REGION	DISTRICT	TEHSIL	EPID NO.	SEX	AGE (m)	DATE ONSET OF PARALYSIS	NO. OPV DOSES (based on parents recall)		FEVER	Asymmetric Paralysis	Rapid Progression	REFUSAL	WPV TYPE	GENETICS
								Routine	SIAs						Cluster
1	SINDH	BIN QASIM	BIN QASIM	SD/62/13/001	M	24	14-Jan-13	0	0	N	Y	Y	Y	NSL1	R4
2	KP	BANNU	BANNU	NW/61/13/002	M	13	26-Jan-13	0	0	Y	N	Y	Y	NSL1	R4
3	KP	MALAKAND	DARGAI	NW/20/13/006	F	3	08-Feb-13	2	2	Y	N	Y	N	NSL1	R4
4	KP	MARDAN	MARDAN	NW/40/13/009	M	30	12-Feb-13	3	7+	Y	N	Y	N	NSL1	R4
5	PUNJAB	MIWANWALI	ISAKHEL	PB/43/13/005	F	36	07-Feb-13	3	7+	Y	N	Y	N	NSL1	R4
6	SINDH	DADU	MEHAR	SD/24/13/006	F	15	22-Mar-13	0	2	Y	N	Y	N	NSL1	R2
7	KP	MARDAN	MARDAN	NW/40/13/026	M	8	22-Apr-13	0	0	Y	Y	Y	Y	NSL1	R4
8	FATA	KHYBER [§]	BARA	FT/34/13/008	M	10	24-Apr-13	2	4	Y	Y	N	N	NSL1	R4
9	FATA	FR BANNU	FR BANNU	FT/69/13/001	M	16	3-May-13	0	3	Y	Y	Y	Y	NSL1	R4
10	FATA	KHYBER [§]	BARA	FT/34/13/010	M	8	10-May-13	0	0	Y	Y	Y	N	NSL1	
11	FATA	KHYBER [§]	BARA	FT/34/13/011	M	23	14-May-13	0	2	Y	Y	Y	N	NSL1	
12	FATA	KHYBER [§]	BARA	FT/34/13/012	M	4	16-May-13	0	0	Y	N	Y	N	NSL1	
13	FATA	KHYBER [§]	BARA	FT/34/13/013	M	24	11-May-13	2	3	Y	N	Y	N	NSL1	
14	FATA	FR BANNU	FR BANNU	FT/69/13/002	F	22	19-May-13	0	7+	Y	N	Y	N	NSL1	

New Cases

* Afp.rec Data as of 06-06-2013

§ Security compromised area

Table 2: LAB Update 2013*

Month of Onset	AFP Cases	No virus isolated	Cases Under Process		Isolated Viruses from stools						
			Culture	ITD	Vaccine viruses		NPEV		Wild	Results within 14 days	
			n	n	n	n	n	%	n	%	n
January	334	275	0	0	19	6	38	11%	2	334	100%
February	330	286	0	0	15	5	26	8%	3	330	100%
March	308	247	1	0	7	2	52	17%	1	307	100%
April	347	236	7	0	22	6	80	23%	2	340	98%
May	257	79	148	0	0	0	24	9%	6	109	42%
Pakistan	1576	1123	156	0	63	4	220	14%	14	1420	90%

* Data source AFP 07/06/2013

Table 3: Urgent Pending Cases*

S. No.	District	Tehsil	Epid	Onset	Age	Sex	OPV doses	Date of last OPV dose	Urgent		LAB NO.	Date of first stool collection	Culture-update
									By Field	¥ NSC Criteria			
1	KHYBER	BARA	FT/34/13/014	20-May-13	30	M	0	-	Y	Y	2022	27-May-13	L20B+
2	WAZIR-N	ASMAN KHEIL	FT/64/13/010	24-May-13	9	M	0	-	N	Y	2057	27-May-13	L20B+
3	GHOTKI	MIRPUR MATHELO	SD/42/13/029	20-May-13	11	F	7+	16-Apr-13	Y	N	1935	22-May-13	P2
4	KHIGADAP	GADAP	SD/63/13/008	6-May-13	13	M	6	17-Oct-12	Y	Y	1771	10-May-13	P2

Urgent on both criteria

Discordant, waiting for genomic sequencing

* Data as of 10-06-2013

¥ NSC Criteria = Fever , Rapid Progress, Age < 48 months and OPV Doses < 7

€ Based on recall of parents

Table 4: List of samples pending for ITD*

S. No.	DISTRICT / AGENCY / TOWN	TEHSIL / TALUKA	EPID	DONSET	AGE (m)	SEX	OPV Doses€	Date of last OPV dose	Urgent by Field	¥ NSC Criteria	LAB NO.	Date of first stool collection	rRT-PCR
1	LASBELLA	DUREJI	BN/55/13/002	24-May-13	18	M	2	UK	N	N	2027	28-May-13	UP
2	KHYBER	BARA	FT/34/13/014	20-May-13	30	M	0	-	Y	Y	2022	27-May-13	UP
3	WAZIR-N	ASMAN KHEIL	FT/64/13/010	24-May-13	9	M	0	-	N	Y	2057	27-May-13	SL1
4	MBDIN	MALIK WAL	PB/24/13/013	26-May-13	96	F	7+	-	N	N	2047	30-May-13	UP
5	TTSINGH	TTSINGH	PB/52/13/017	25-05-13	86	M	7+	UK	N	N	2114	03-06-13	UP
6	LAHORE	GULBERG	PB/31/13/053 C-1	-	54	M	-	16-Apr-13	N	N	2053	30-May-13	UP
6	LAHORE	GULBERG	PB/31/13/053 C-3	-	43	M	-	16-Apr-13	N	N	2055	30-May-13	UP
7	SHEIKUPURA	FEROZ WALA	PB/33/13/024	21-May-13	20	M	7	16-Apr-13	N	N	1988	26-May-13	SL1,3
8	JAMSHORO	TOB KHAN	SD/25/13/010	23-May-13	36	M	#	16-Apr-13	N	N	2073	29-May-13	UP
9	GHOTKI	MIRPUR MATHELO	SD/42/13/029	20-May-13	11	F	7+	16-Apr-13	Y	N	1935	22-May-13	P2
10	KHIGADAP	GADAP	SD/63/13/008	6-May-13	13	M	6	17-Oct-12	Y	Y	1771	10-May-13	P2
INDEX CASE													
6	LAHORE	GULBERG	PB/31/13/053	20-Apr-13	21	M	3	16-Apr-13	N	N	1771	29-May-13	UP

Urgent on both criteria

Waiting for rRTPCR for VDPVs

Discordant, waiting for genomic sequencing

Inadequate Stool: Index specimen or contact positive on L20B cell line

* Data as of 10-06-2013

¥ Fever, Rapid Progression, Age < 48months & Doses < 7

€ Based on recall of parents

Data Not Available

UP= Under process

Summary of Laboratory data for Environmental Surveillance- Pakistan (Jan 2011 to date)

Report for Epidemiological week= 21 (19 - 25 May, 2013)

Site	Site	Total Samples	WPV 2011	WPV 2012	WPV 2013	Epidemiological Weeks																																																																												
						2011													2012													2013																																																		
						1	2	3	4	5	6	7	8	9	10	11	12	13	14	15	16	17	18	19	20	21	22	23	24	25	26	27	28	29	30	31	32	33	34	35	36	37	38	39	40	41	42	43	44	45	46	47	48	49	50	51	52	1	2	3	4	5	6	7	8	9	10	11	12	13	14	15	16	17	18	19	20	21	22	23	24	25
Punjab						229	51	30	2																																																																									
LAHORE																																																																																		
1	LHR-Gulshan Ravi Station	29	5	5																																																																														
2	LHR-Multan Road Station	29	7	6																																																																														
3	LHR-Outfall Pump Station	29	7	7																																																																														
MULTAN																																																																																		
	Multan-Suraj Miani, SM-1	29	9	1																																																																														
5	Multan-Ali Town, AT-1	29	6	2																																																																														
6	Multan-Kotla A. Fatah, KF-1	28	6	1																																																																														
RAWALPINDI																																																																																		
7	RWP-Safdarabad, SA-1	28	11	7	1																																																																													
FAISALABAD																																																																																		
8	COMPOSITE SITE, Pump Station	9	0	1	1																																																																													
9	Ismail City Road	9	0	0																																																																														
Sindh						209	46	34	7																																																																									
GULSHAN-E-IQBAL																																																																																		
10	KHI-Gi-Chakora Nulla	29	6	3																																																																														
11	KHI-Gi-Rashid Minhas Rd	29	8	1																																																																														
GADDAAP																																																																																		
12	KHI-Gadgaap-Composite site	29	11	6	1																																																																													
13	KHI-Gadgaap-Sohrab Goth	28	10	10	2																																																																													
BALDIA																																																																																		
14	KHI-Baldia-Sajan Goth	28	4																																																																															
15	KHI-Baldia-Composite	29	7	1																																																																														
SUKKUR																																																																																		
16	SW-Miani P Station-Sukkur city	13		4																																																																														
17	SW-Makka P Station-N.Sukkur	13		3																																																																														
HYDERABAD																																																																																		
18	HYD-Tubidas P. Station	11		6	4																																																																													
Khyber Pakhtunkhwa						57	19	20	7																																																																									
PESHAWAR																																																																																		
19	PWR-Shahen Town, ST-1	29	11	11	4																																																																													
20	PWR-Lara Ma, LM-1	28	8	9	3																																																																													
Balochistan						64	20	4	1																																																																									
QUETTA																																																																																		
21	Quetta-Jittak Kill, JT-1	27	11	2																																																																														
22	Quetta-Jams-e-Saifa, JS-1	29	9	2																																																																														
23	Quetta-Surpul, SP-1	8			1																																																																													
Pakistan						549	136	88	17																																																																									

- Wild poliovirus type 1 (WPV1)
- Wild poliovirus type 3 (WPV3)
- Mixture WPV1 & WPV3
- No WPV Isolated
- Under process
- X Scheduled sampling, sample not collected
- No sampling scheduled

SUMMARY

Total Sites = 23

Total Samples Collected (2011-2012-2013) = 549

Total Samples with results available = 537

Total samples positive for Wild PV (2011-2012-2013) = **241 (136+88+17)** (WPV1= 241)

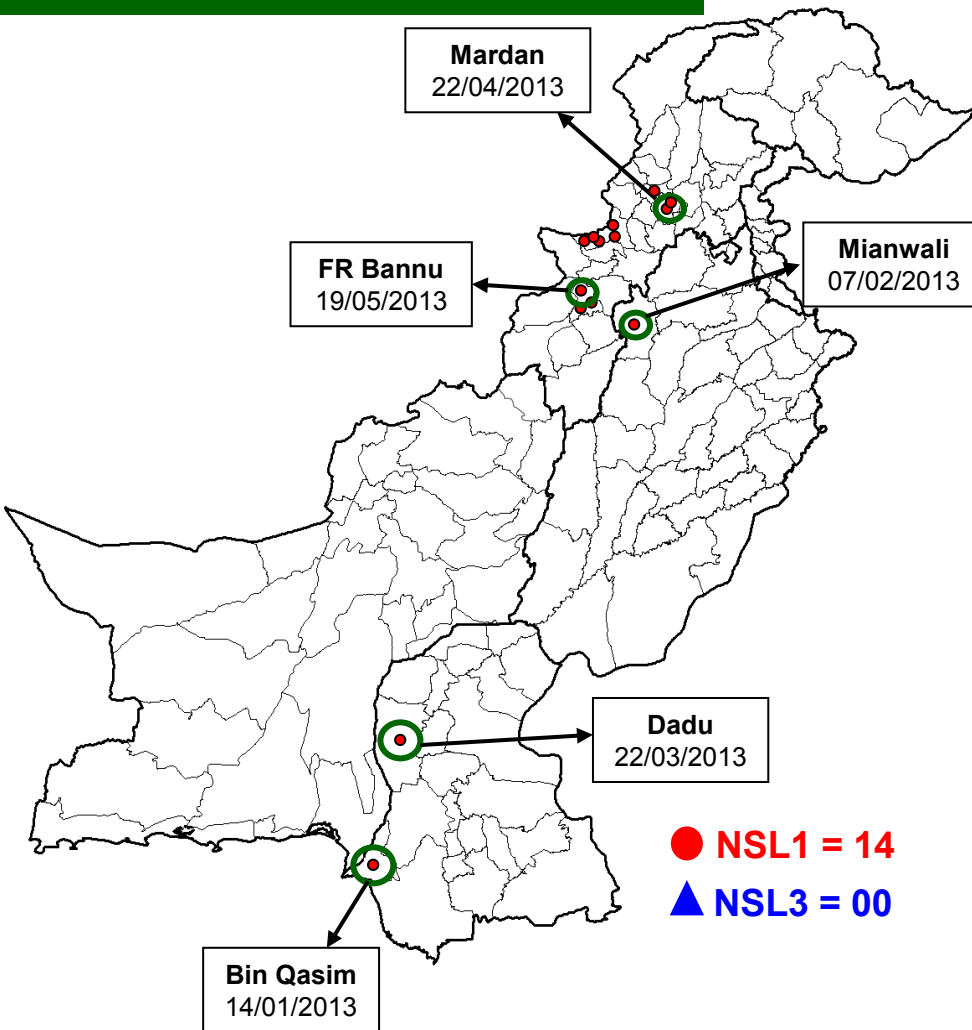
Comparison environmental sampling results 2012-13*

District/ Town	2012			2013*			Last Isolate
	Total	Wild		Total	Wild		
Lahore	13	9	69%	13	0	0%	20-Nov-12
Multan	12	3	25%	12	0	0%	18-Jun-12
Rawalpindi	4	3	75%	4	1	25%	25-Mar-13
Faisalabad	Sampling started week 36			8	1	13%	03-Jan-13
G IQbal	9	1	11%	9	0	0%	04-Oct-12
Gadap	8	4	50%	8	3	38%	27-Apr-13
Baldia	8	0	0%	9	0	0%	10-Jul-12
Sukkur	1	1	100%	8	0	0%	05-Sep-12
Hyderabad	Sampling started week 28			4	4	100%	10-Apr-13
Peshawar	8	8	100%	8	7	88%	12-Apr-13
Quetta	8	2	25%	11	1	9%	20-Feb-13
Total	71	31	44%	94	17	18%	27-Apr-13

* Comparison of samples till week 18 of both years with available results

Map1: Distribution of Wild Polio cases Pakistan 2013*

Districts/ Towns with Wild Polio cases = 8



Province/ Country	Date of Last Case		Number of cases 2013	
	P1	P3	P1	P3
PUNJAB	Feb, 2013	Jun, 2010	1	-
SINDH	Mar, 2013	Jan, 2010	2	-
KHYBER- PAKHTUNKHWA	Apr, 2013	Oct, 2010	4	-
FATA	May, 2013	Apr, 2012	7	-
BALUCHISTAN	Oct, 2012	Apr, 2010	-	-
AJK	-	Jun, 2000	-	-
GILGIT-BALTISTAN	Aug, 2012	-	-	-
ISLAMABAD	Sep, 2008	Sep, 2008	-	-
PAKISTAN	May, 2013	Apr, 2012	14	-

○ District with last polio case in province

Cases randomly placed
in districts

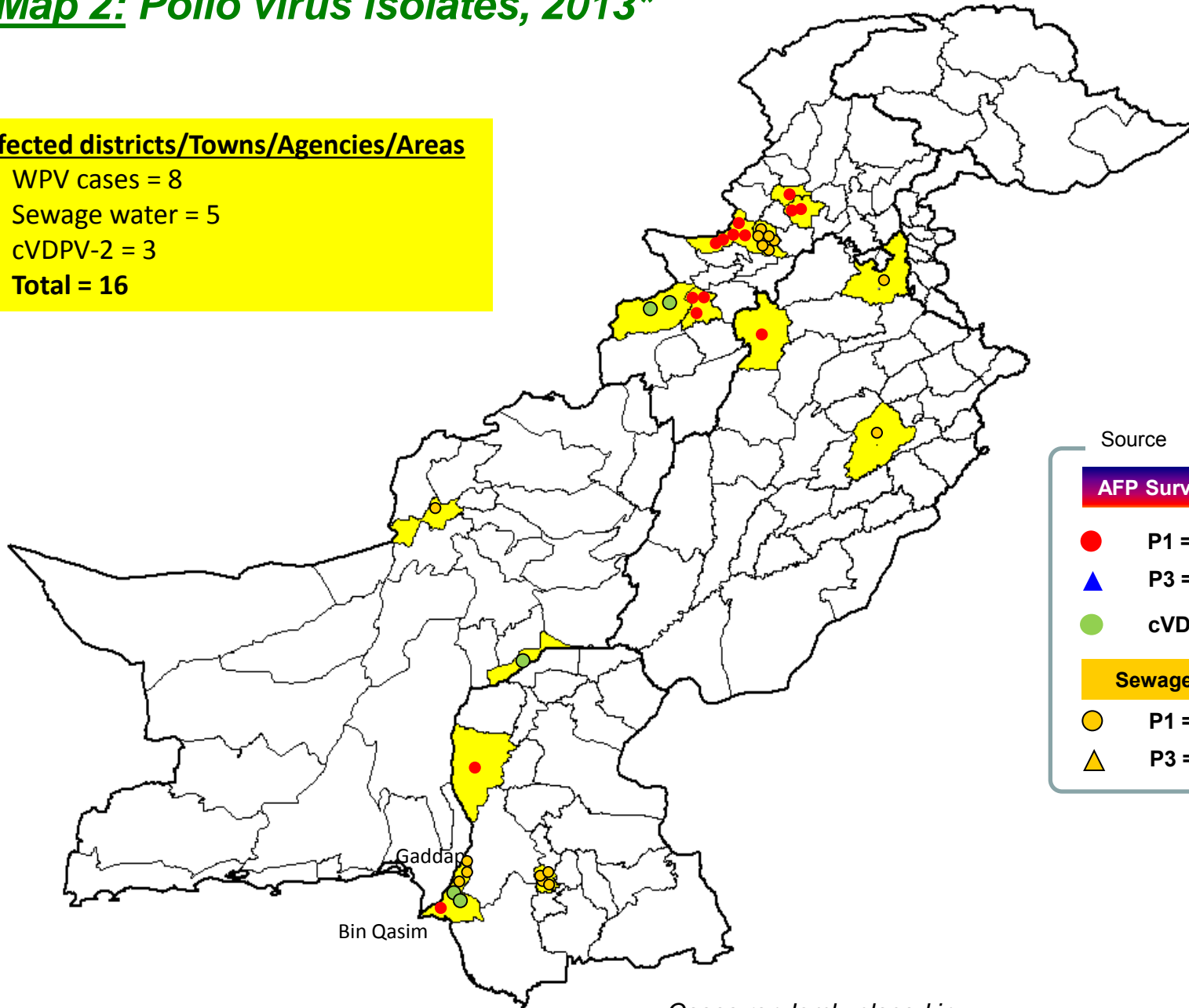
— Provincial Boundary
— Districts Boundary

* Afp.rec Data as of 06-06-2013

Map 2: Polio virus isolates, 2013*

Infected districts/Towns/Agencies/Areas

- WPV cases = 8
- Sewage water = 5
- cVDPV-2 = 3
- Total = 16**



Source

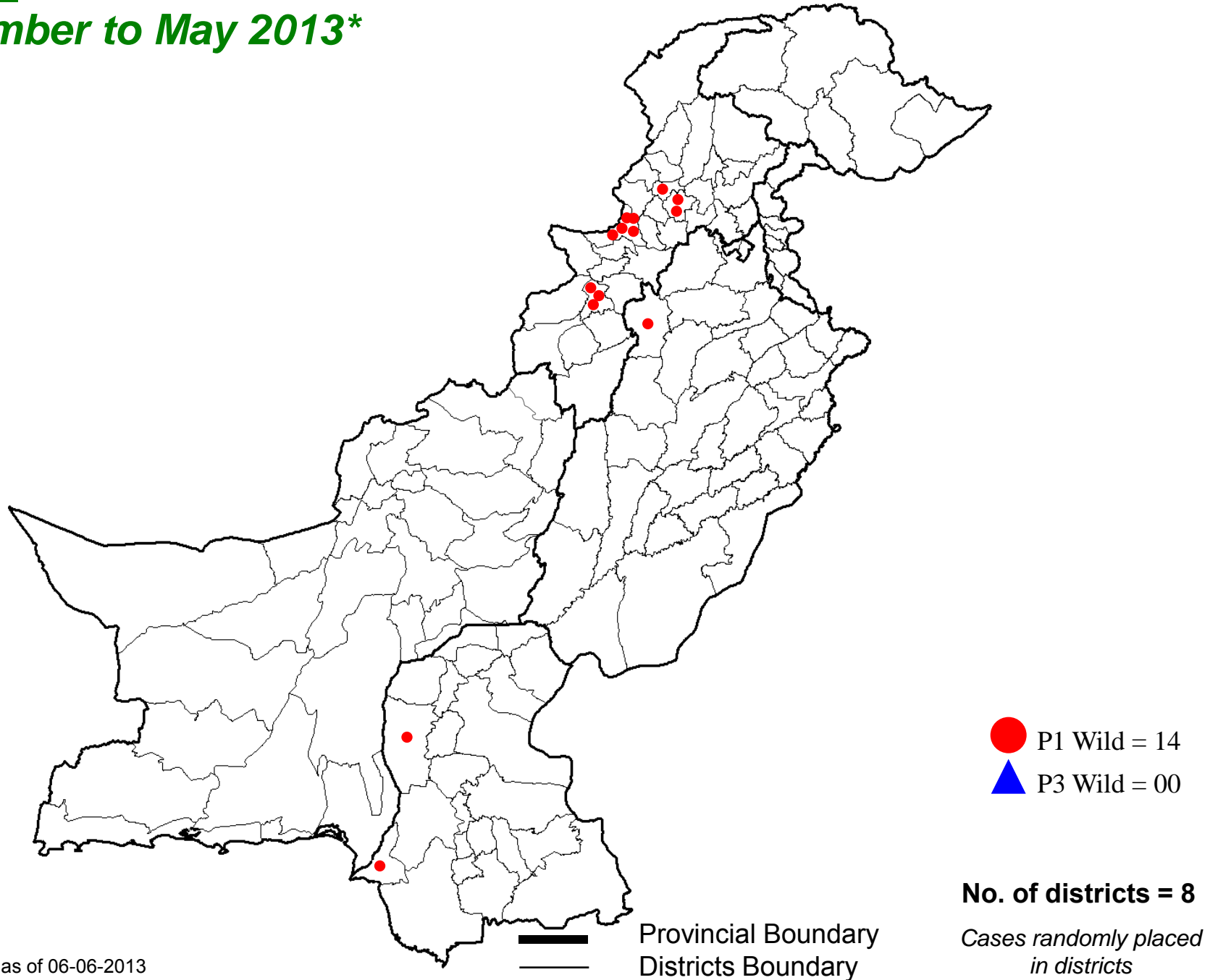
AFP Surveillance	
● (Red)	P1 = 14
▲ (Blue)	P3 = 0
● (Green)	cVDPV-2 = 5
Sewage water	
● (Yellow)	P1 = 17
▲ (Yellow)	P3 = 0

Cases randomly placed in districts

— Provincial Boundary
 - - - Districts Boundary

* Afp.rec Data as of 06-06-2013

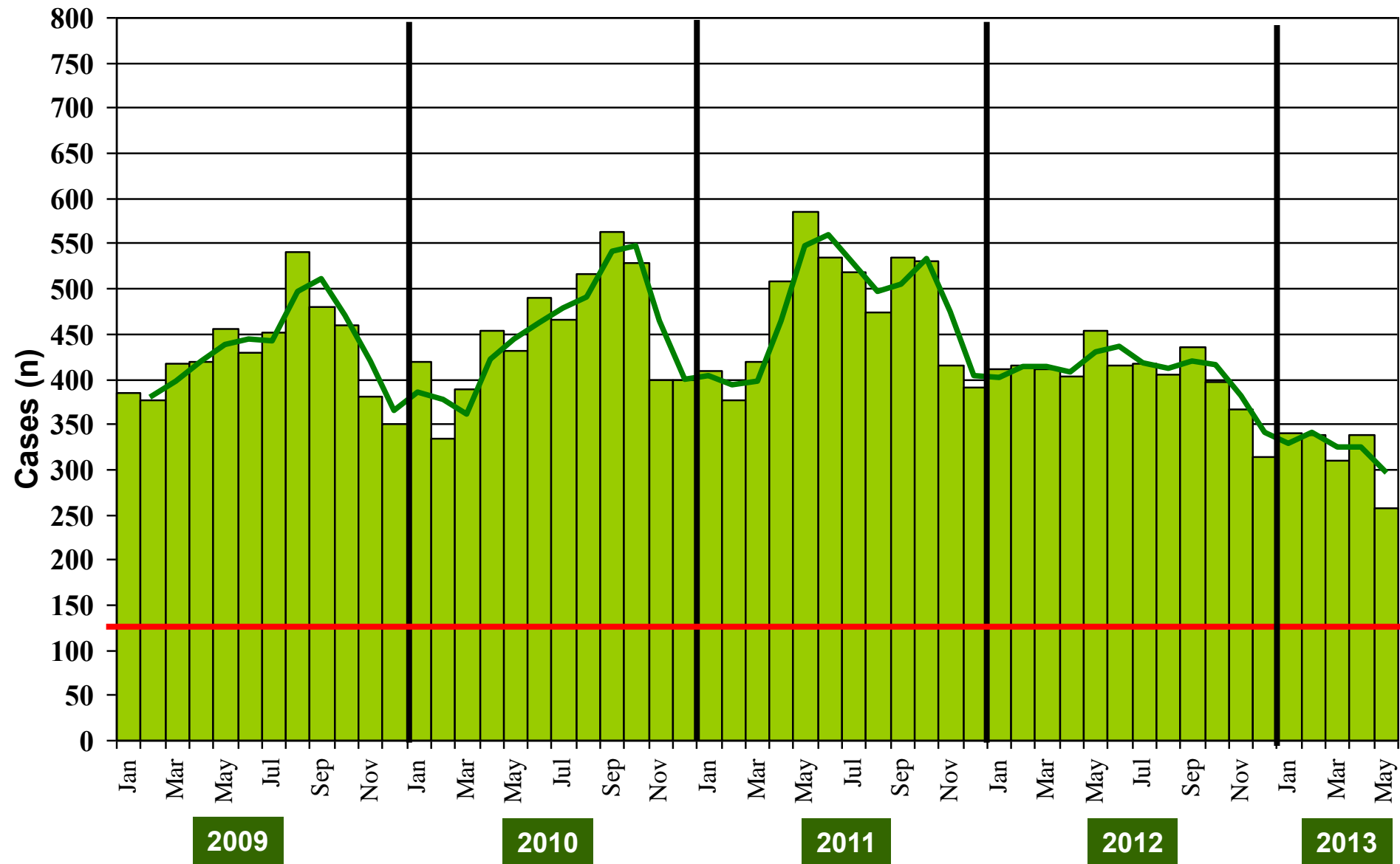
Map 3: Wild Polio cases in the last 6 months from December to May 2013*



**Table 5: Distribution of AFP Cases By Week of Onset ^
Pakistan 2013* [Week number/Ending on]**

PROVINCE	W 8 23 Feb 2013	W 9 02 Mar 2013	W 10 09 Mar 2013	W 11 16 Mar 2013	W 12 23 Mar 2013	W 13 30 Mar 2013	W 14 06 Apr 2013	W 15 13 Apr 2013	W 16 20 Apr 2013	W 17 27 Apr 2013	W 18 04 May 2013	W 19 11 May 2013	W 20 18 May 2013	W 21 25 May 2013	W 22 01 June 2013
PUNJAB	48	47	44	40	38	34	45	30	58	45	49	46	48	47	21
SINDH	17	21	17	12	22	12	17	16	20	16	16	21	17	16	5
KP	14	13	11	14	12	10	12	11	23	8	13	14	9	8	11
FATA	0	3	1	2	1	1	1	3	1	5	2	5	6	5	0
BALUCHISTAN	2	3	4	0	1	3	1	4	3	1	1	1	7	6	1
AJK	2	0	0	1	0	1	1	1	0	0	2	0	3	0	0
GILGIT BILTISTAN	0	0	0	0	0	0	0	0	0	0	0	0	0	0	0
ISLAMABAD	1	0	0	1	0	0	0	1	0	1	0	2	0	2	0
PAKISTAN	84	87	77	70	74	61	77	66	105	76	84	89	90	84	38

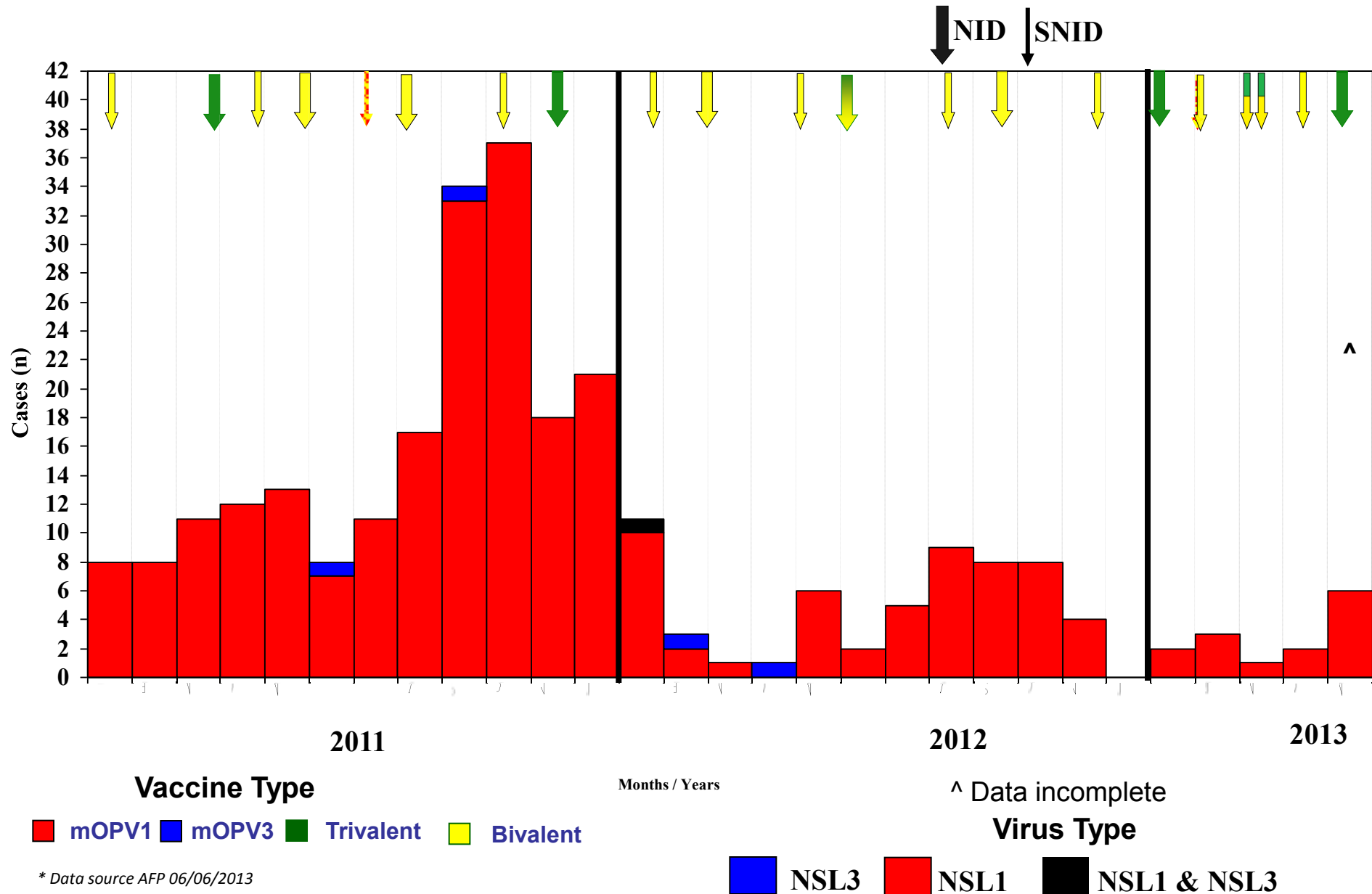
Graph 1: Distribution of AFP Cases by Month, Pakistan 2009-2013*



@ Non-polio AFP rate of 2/100,000 children < 15 years

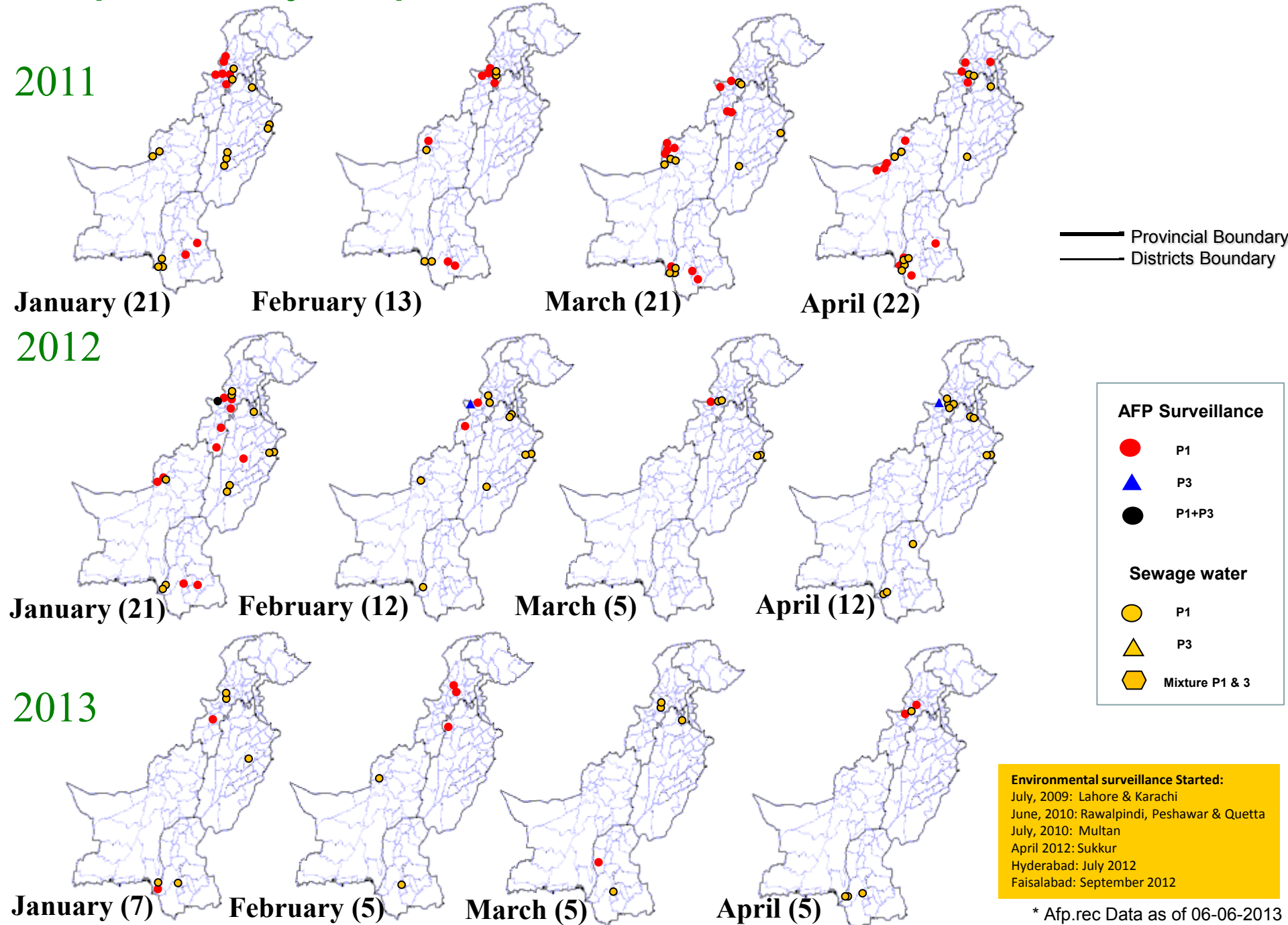
*Afp.rec Data as of 06-06-2013

Confirmed Polio Cases By Poliovirus Type, 2011-2013*



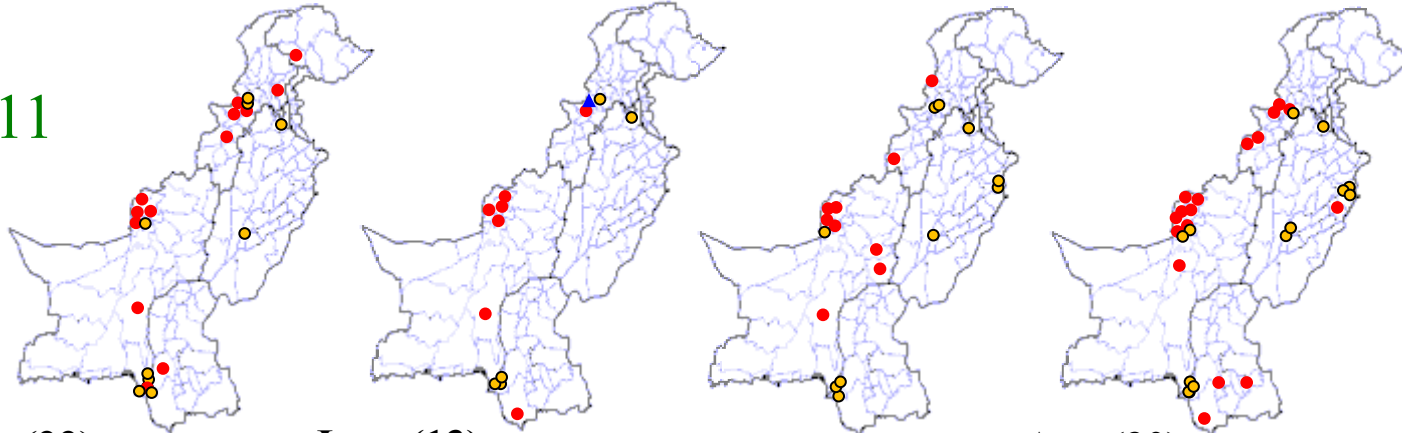
* Data source AFP 06/06/2013

Map 4: Monthly Comparison of P1 & P3 Polio Cases/Isolates 2011-2013*



Map 4.1: Monthly Comparison of P1 & P3 Polio Cases/Isolates 2011-2013*

2011



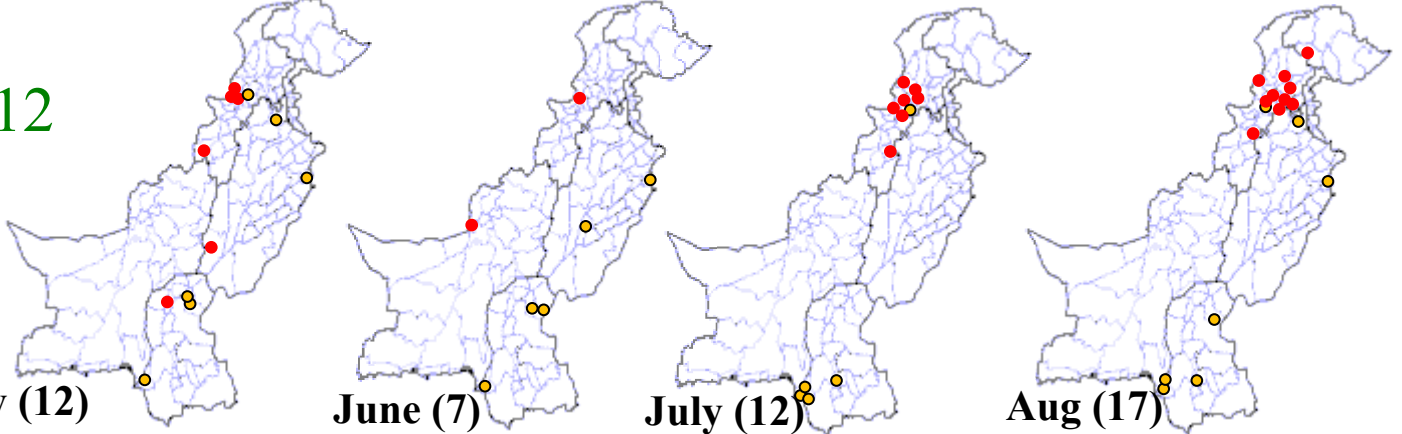
May (22)

June (13)

July (19)

Aug (30)

2012



May (12)

June (7)

July (12)

Aug (17)

2013



May (6)

AFP Surveillance

- P1
- ▲ P3
- Mixture P1 & 3

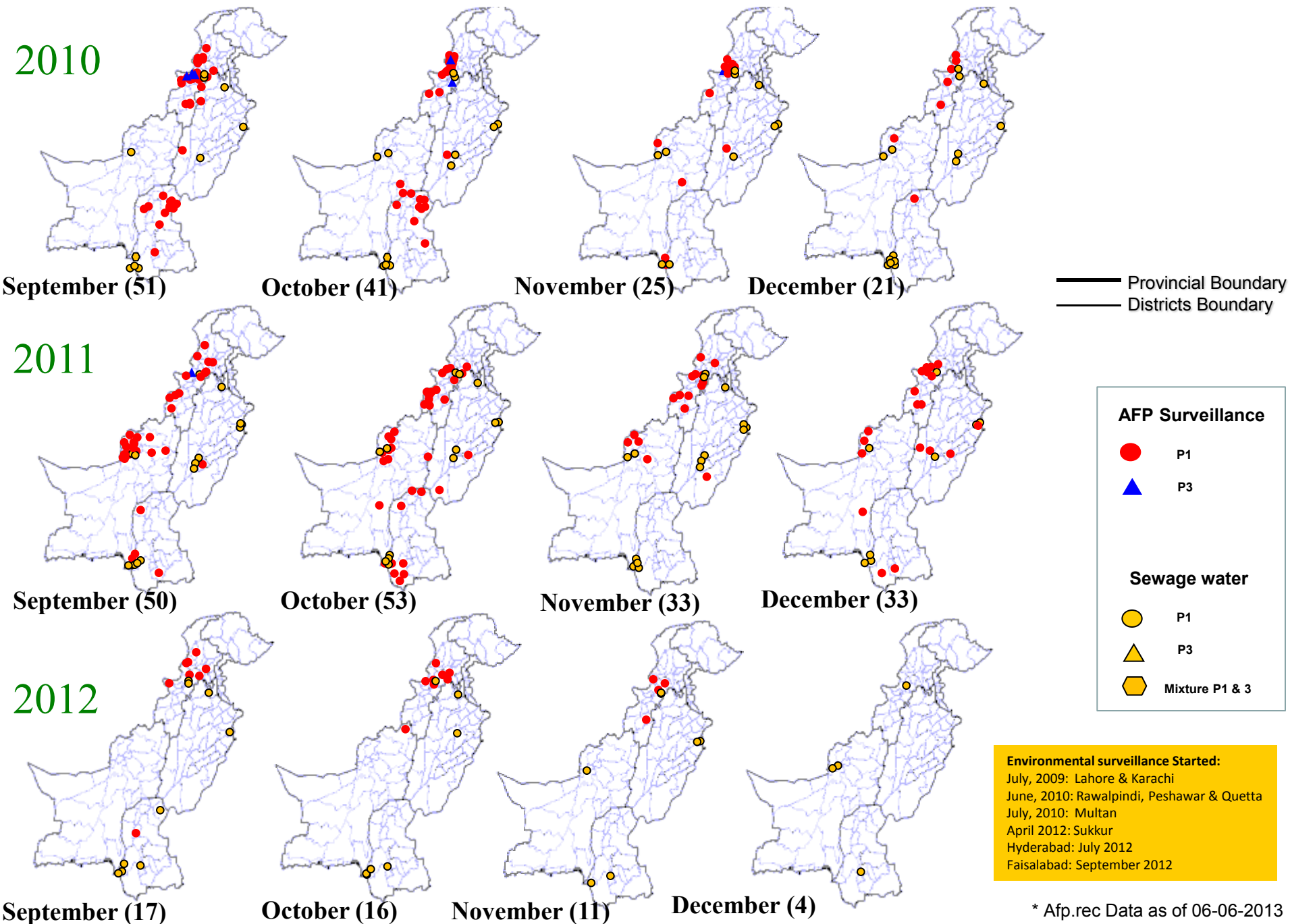
Sewage water

- P1
- ▲ P3
- Mixture P1 & 3

Environmental surveillance Started:
 July, 2009: Lahore & Karachi
 June, 2010: Rawalpindi, Peshawar & Quetta
 July, 2010: Multan
 April 2012: Sukkur
 Hyderabad: July 2012
 Faisalabad: September 2012

* Afp.rec Data as of 06-06-2013

Map 4.2: Monthly Comparison of P1 & P3 Polio Cases/Isolates 2010-2012*

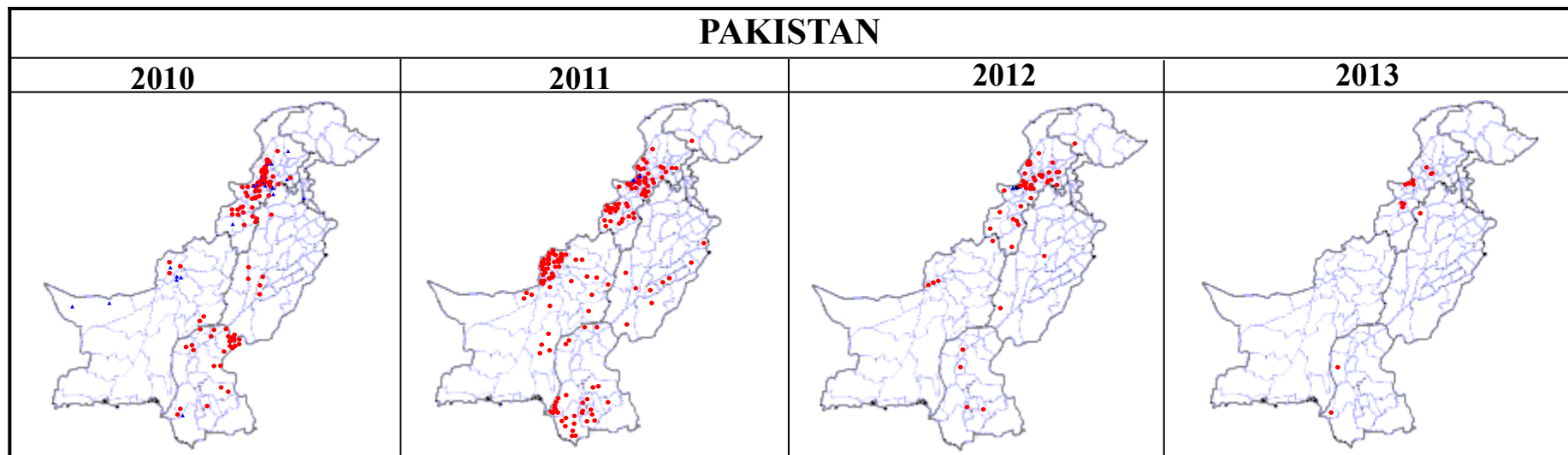


* Afp.rec Data as of 06-06-2013

Table 6: Polio Eradication Update, Pakistan 2010-2013*

Province/Region	Polio 1				Polio 3				Total Wild			
	2010	2011	2012	2013	2010	2011	2012	2013	2010	2011	2012	2013
PUNJAB	6	9	2	1	1	0	-	-	7	9	2	1
SINDH	26	33	4	2	1	0	-	-	27	33	4	2
KP	19	23	27	4	5	0	-	-	24	23	27	4
FATA^	63	57	17	7	11	2	2	-	74	59	20^	7
BALUCHISTAN	6	73	4	-	6	0	-	-	12	73	4	-
AJK	0	0	-	-	0	0	-	-	0	0	-	-
Gilgit-Baltistan	0	1	1	-	0	0	-	-	0	1	1	-
ISLAMABAD	0	0	-	-	0	0	-	-	0	0	-	-
PAKISTAN	120	196	55	14	24	2	2	-	144	198	58	14

^ FATA reported mixture of NSL1 & NSL3



* Afp.rec Data as of 06-06-2013

Table 7: Vaccination status of non polio AFP cases age 6-59 months 2010-2013*

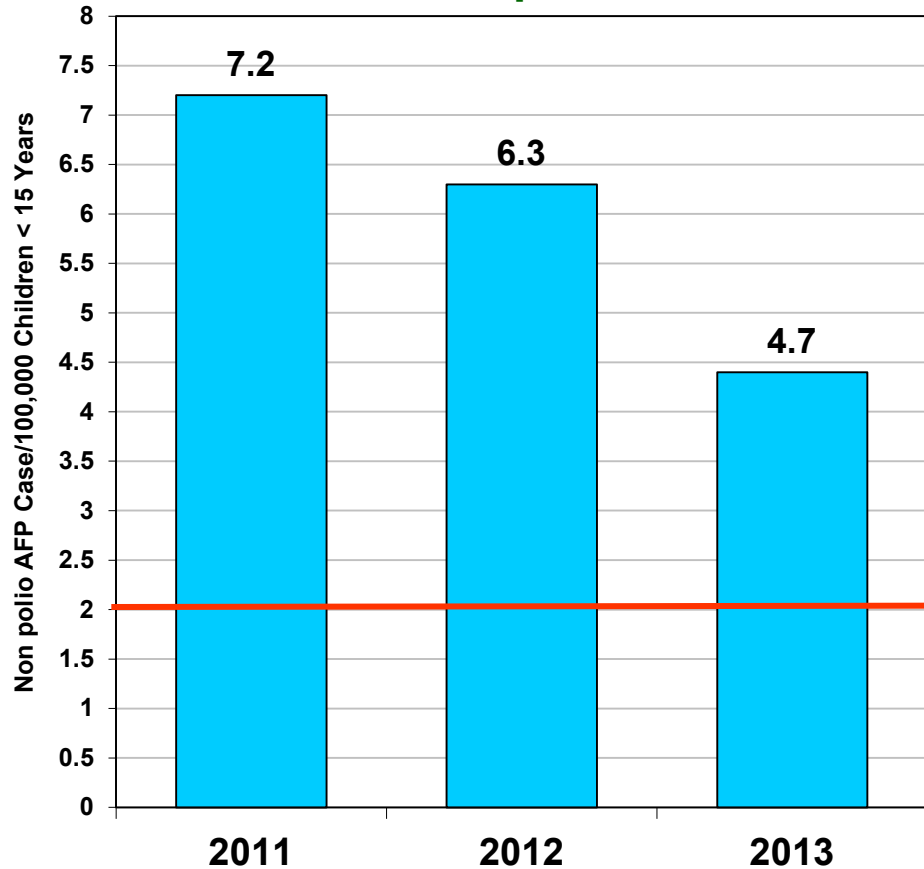
REGION	0 dose				1-2 doses				3 doses				4-6 doses				7+ doses			
	10	11	12	13	10	11	12	13	10	11	12	13	10	11	12	13	10	11	12	13
Central Punjab	0%	0%	0%	1%	1%	1%	0%	0%	1%	2%	0%	1%	7%	6%	4%	7%	91%	92%	95%	91%
North Punjab	0%	0%	0%	0%	0%	1%	0%	0%	2%	1%	0%	0%	6%	5%	4%	4%	91%	93%	96%	96%
South Punjab	0%	0%	0%	0%	1%	0%	0%	0%	0%	1%	0%	0%	5%	5%	4%	2%	94%	93%	96%	97%
PUNJAB	0%	0%	0%	0%	1%	1%	0%	0%	1%	1%	0%	0%	6%	5%	4%	5%	92%	93%	96%	94%
Karachi	2%	4%	1%	0%	0%	1%	1%	2%	3%	0%	2%	0%	7%	6%	6%	8%	88%	88%	90%	90%
North Sindh	0%	0%	0%	0%	1%	1%	0%	0%	0%	0%	1%	0%	4%	5%	4%	3%	95%	94%	95%	97%
South Sindh	0%	1%	0%	0%	1%	1%	1%	1%	1%	0%	2%	0%	9%	6%	4%	4%	89%	93%	93%	95%
SINDH	1%	1%	0%	0%	1%	1%	1%	1%	1%	0%	1%	0%	7%	6%	4%	5%	91%	92%	93%	94%
Central Khyber Pakhtunkhwa	1%	1%	2%	1%	0%	1%	1%	0%	1%	0%	0%	1%	2%	3%	2%	0%	97%	95%	95%	98%
North Khyber Pakhtunkhwa	2%	1%	2%	0%	1%	2%	2%	2%	2%	1%	2%	0%	6%	7%	9%	5%	89%	90%	85%	93%
South Khyber Pakhtunkhwa	3%	2%	2%	0%	3%	4%	1%	0%	3%	4%	1%	0%	14%	7%	9%	3%	76%	83%	87%	97%
Khyber Pakhtunkhwa	1%	1%	2%	1%	1%	2%	1%	1%	2%	1%	1%	1%	6%	5%	6%	2%	90%	91%	89%	96%
FATA	14%	14%	18%	14%	11%	10%	6%	4%	6%	5%	3%	7%	18%	11%	12%	11%	51%	61%	62%	64%
North Balochistan	12%	4%	12%	6%	0%	12%	10%	13%	4%	23%	3%	0%	12%	12%	17%	13%	72%	50%	57%	69%
Quetta Block	0%	31%	14%	7%	11%	10%	10%	7%	0%	3%	0%	0%	9%	14%	14%	14%	81%	43%	62%	71%
Rest of Balochistan	6%	7%	9%	8%	2%	2%	7%	8%	2%	5%	4%	8%	11%	10%	22%	17%	78%	76%	89%	58%
BALUCHISTAN	5%	16%	8%	6%	4%	6%	8%	9%	2%	6%	3%	3%	11%	12%	17%	11%	78%	60%	64%	71%
PAKISTAN	1%	2%	1%	1%	1%	1%	1%	1%	1%	1%	1%	1%	7%	6%	5%	5%	89%	89%	92%	93%

* Afp.rec Data as of 06-06-2013

Key Surveillance Indicators; 2011-2013*

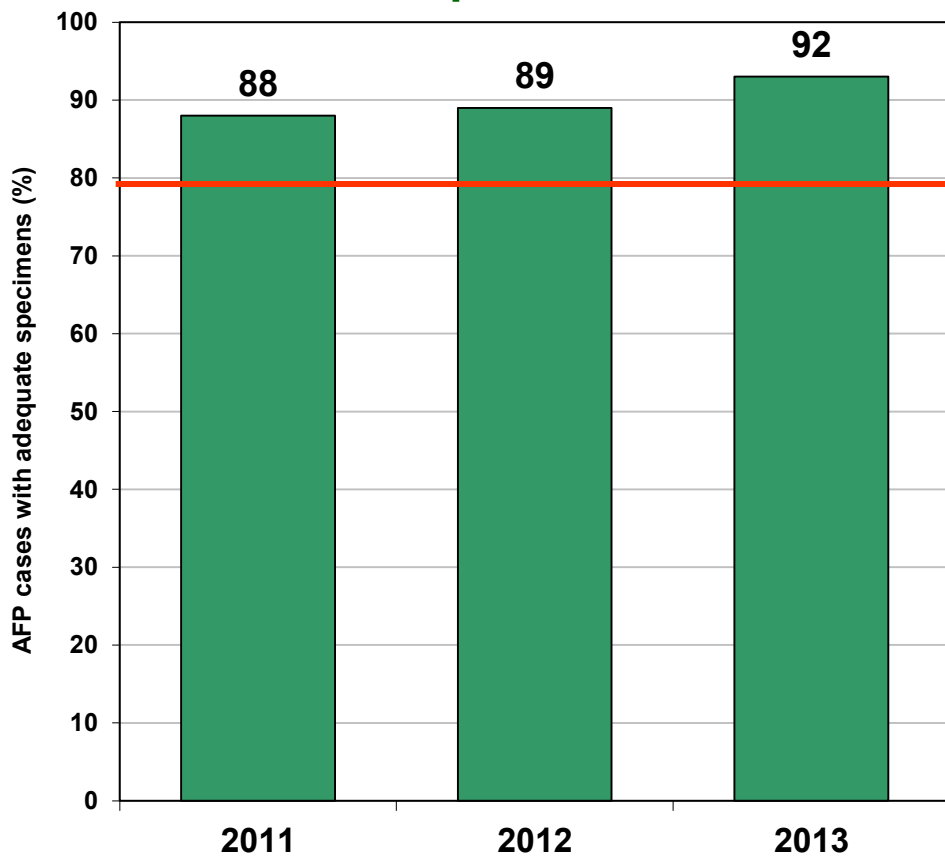
(Non polio AFP rate and % AFP cases with adequate specimens)

Graph 3



■ Non Polio AFP Rate

Graph 4



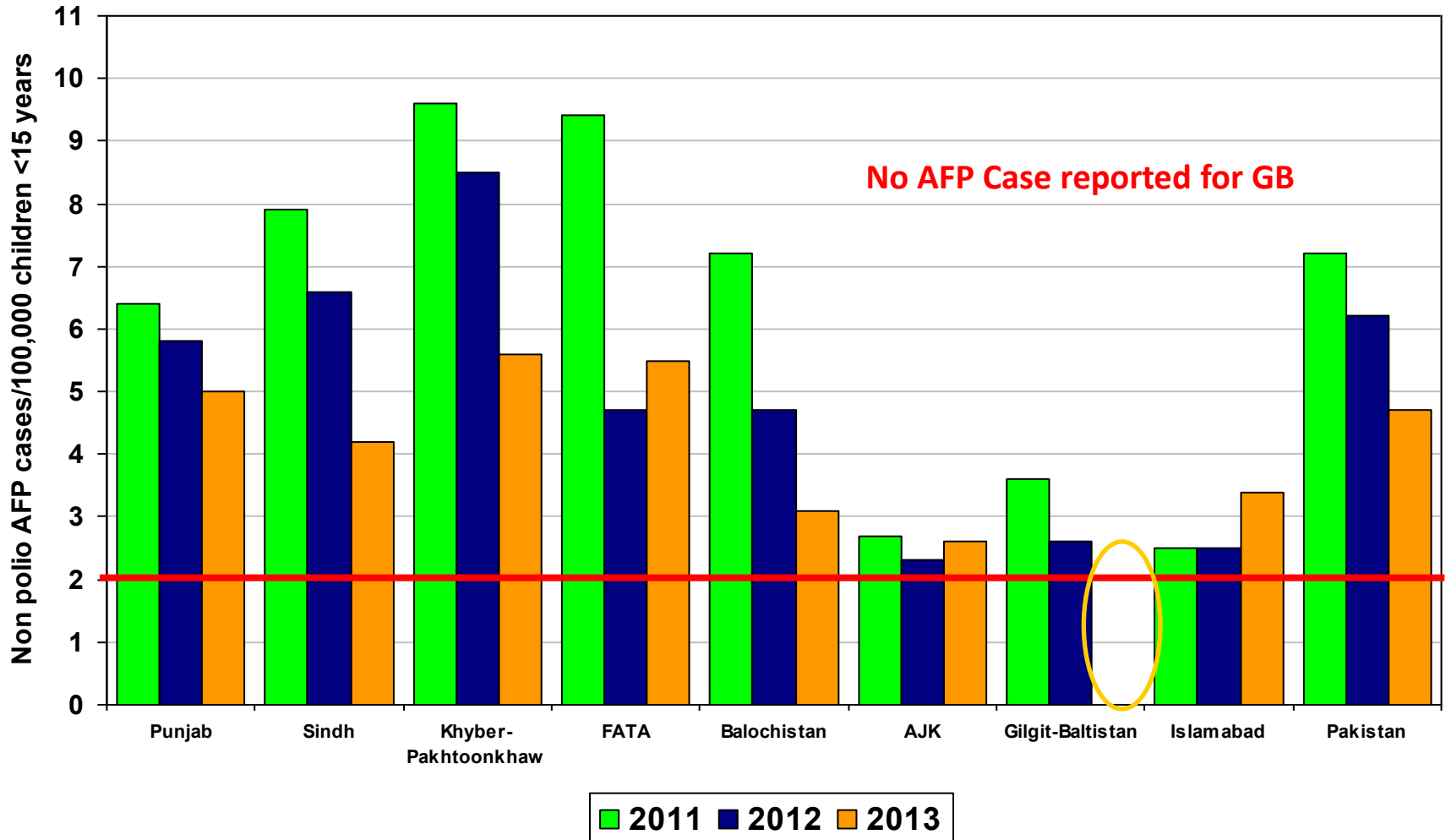
■ % AFP with Adequate Specimens

— Target

Non Polio AFP rate Up to Week No. 22 ended on 1st June, 2013

* Afp.rec Data as of 06-06-2013

Non Polio AFP Rate By Province/Regions, 2011-2013*



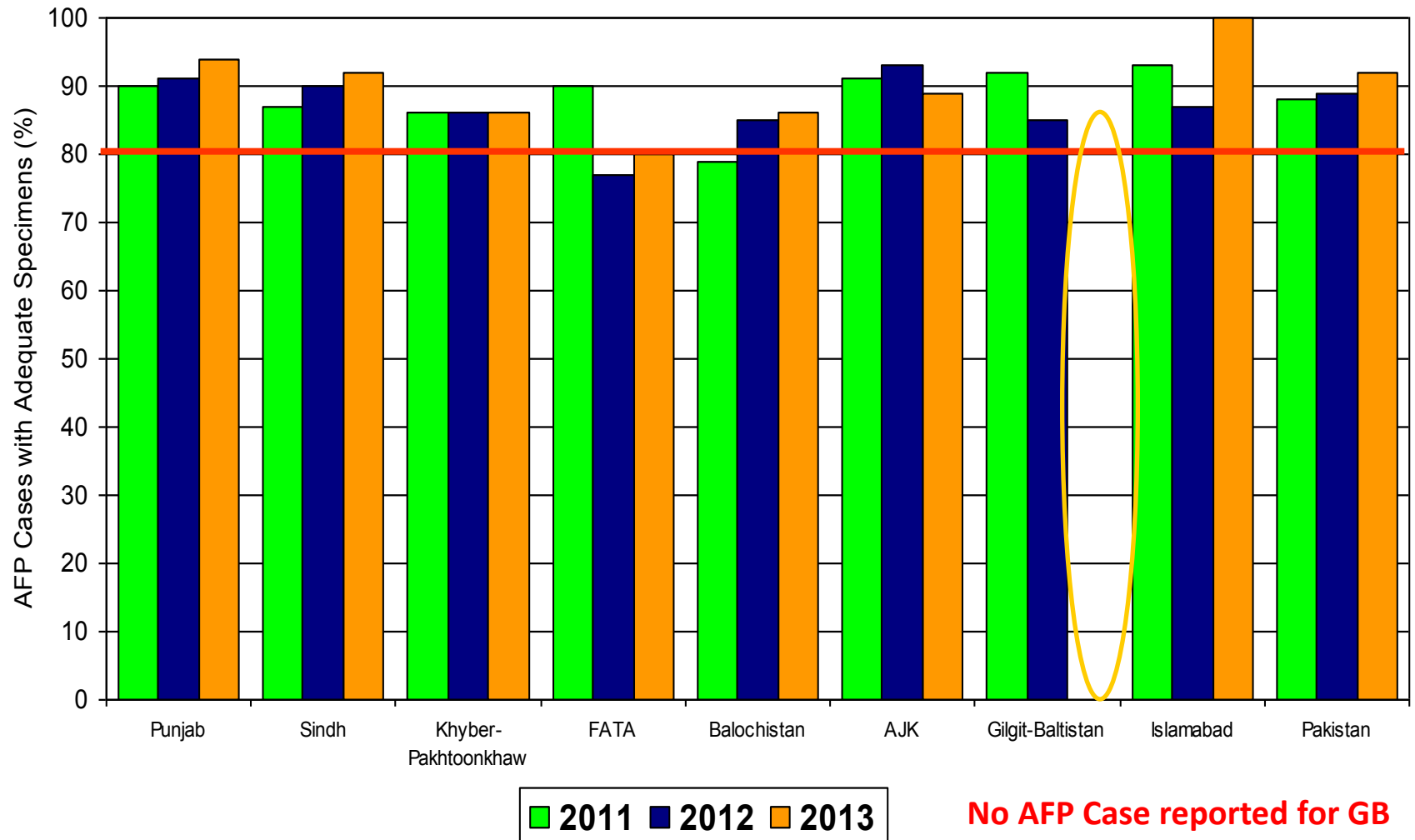
Non Polio AFP rate Up to Week No. 22 ended on 1st June, 2013



Target Non-Polio AFP Rate 2/ 100000 < 15 years of the age

* Data source AFP 06/06/2013

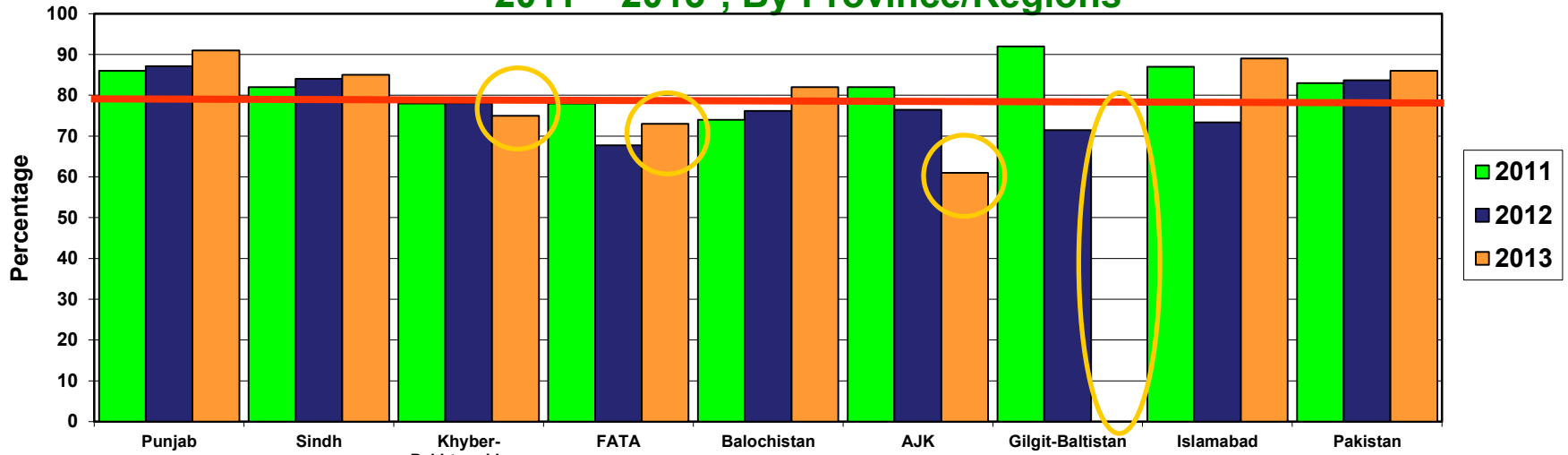
Percent AFP Cases with Adequate Specimens By Province/Regions, 2011-2013*



* Data source AFP 06/06/2013

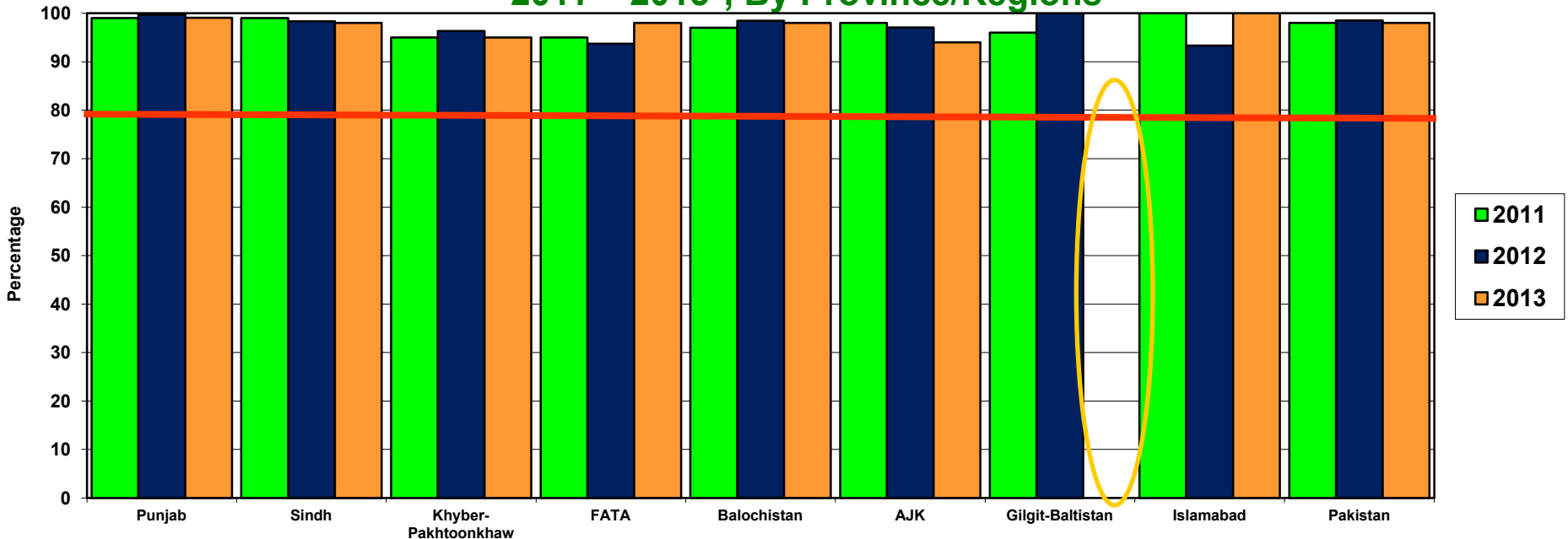
Target Adequate Sample cases = 80%

**Graph 5: Percent AFP Cases Notified within 07 days of paralysis onset
2011 ~ 2013*, By Province/Regions**



No AFP Case reported for GB

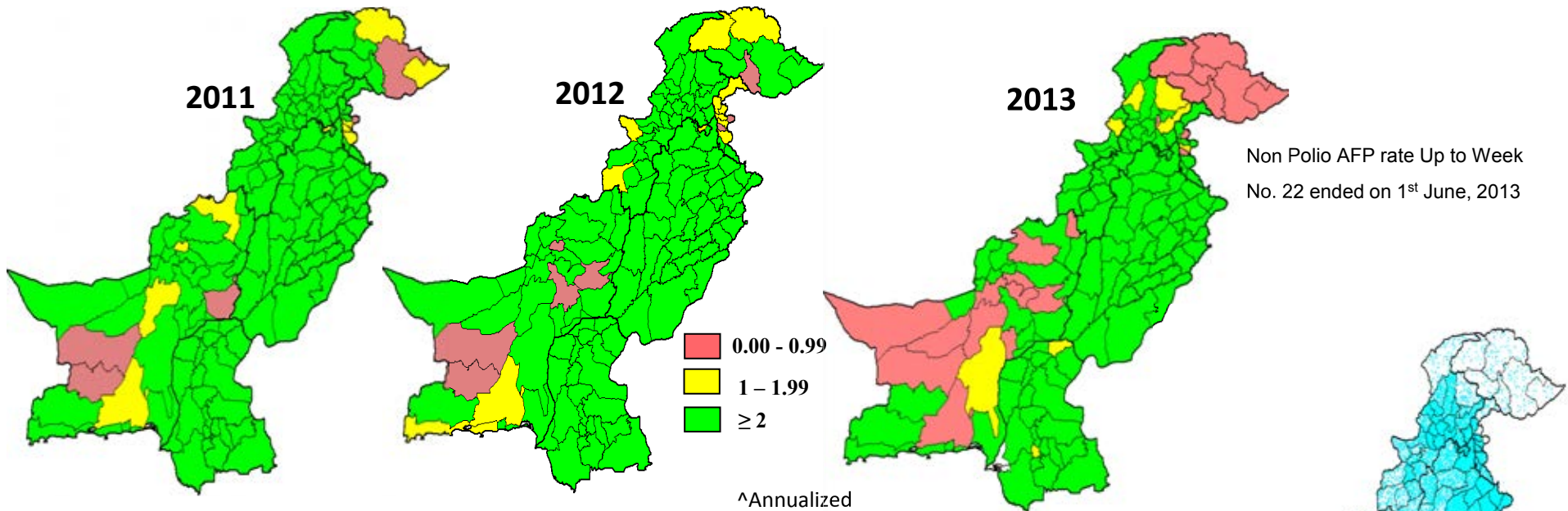
**Graph 6: Percent AFP Cases Investigated within 48 hours of notification
2011 ~ 2013*, By Province/Regions**



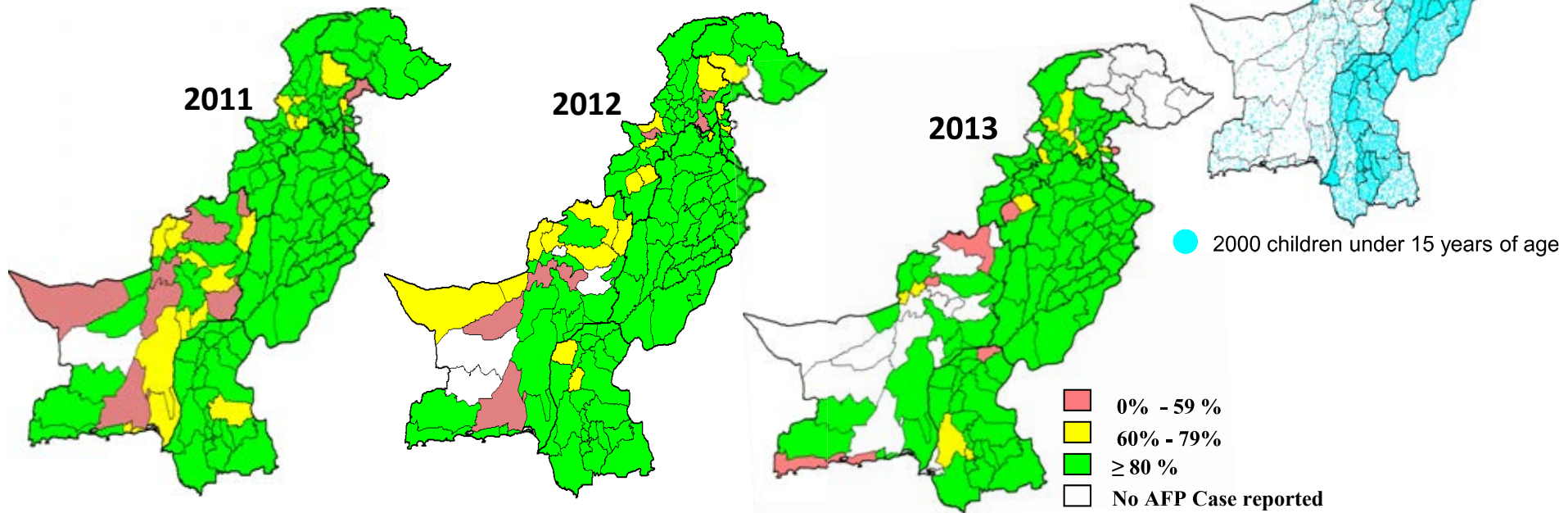
* Afp.rec Data as of 06-06-2013

— Target

Non-Polio[^] AFP Rate by District



Percent AFP Cases with Adequate Specimens, by District



* Data source AFP 06/06/2013

Table 8: AFP CASES PENDING FOR CLASSIFICATION WITH DATE OF ONSET MORE THAN 90 DAYS* 2013

S. No	DISTRICT	TEHSIL	EPID	SEX	AGE	DONSET	DOSE€	DSTOOL1	DSTOOL2	LAB	FEVER	ASVM	PROG	FUP	PEND (DAYS)			
1	KARAK	KARAK	KP/51/13/005	F	13	01-01-13	7+	15-02-13	17-02-13	EV	N	Y	Y	Y	156			
2	KHYBER	LANDI KOTAL	FT/34/13/003	M	84	10-02-13	7+	25-02-13	27-02-13		Y	N	Y		116			
3	KHYBER	JAMRUD	FT/34/13/004	F	16	22-01-13	7+	05-03-13	06-03-13	EV	Y	Y	Y		135			
4	MARDAN	MARDAN	KP/40/13/007	M	29	17-01-13	7+	06-02-13	07-02-13	EV	Y	Y	Y	Y	140			
5	PESHAWAR	PESHAWAR	KP/30/13/008	M	96	15-01-13	7+	26-02-13	27-02-13	NVI	N	N	Y		142			
6	SWAT	SWAT	KP/24/13/004	M	120	20-02-13	7+	Child died before stool collection			Y	N	Y	DIED	106			
7	WAZIR-N	MIRAN SHAH	FT/64/13/001	M	96	08-02-13	6	13-02-13			Y	N	Y	DIED	118			
8	FAISALABAD	JARANWALA	PB/51/13/045	F	10	01-03-13	1	LATE NOTIFIED			N	Y	Y		97			
9	HAFIZABAD	HAFIZABAD	PB/22/13/002	M	14	12-01-13	7+	28-01-13	29-01-13	NVI	Y	Y	Y	Y	145			
10	GHOTKI	GHOTKI	SD/42/13/003	F	30	13-01-13	7+	18-01-13		NVI	Y	Y	Y	DIED	144			
11	GHOTKI	GHOTKI	SD/42/13/009	M	84	03-02-13	7+	02-03-13	03-03-13	NVI	Y	Y	Y	Y	123			
12	HYDERABAD	HYDERABAD RURAL	SD/21/13/003	F	6	25-01-13	6	20-02-13	21-02-13	NVI	N	Y	Y	Y	132			
13	JACOBABAD	THUL	SD/53/13/004	M	120	07-02-13	7+	09-03-13	10-03-13	NVI	Y	N	Y	Y	119			
14	KAMBAR	WARAH	SD/55/13/006	M	96	01-01-13	7+	LATE NOTIFIED			N	Y	Y	Y	156			
15	KHIGADAP	GADAP	SD/63/13/006	M	156	14-02-13	0				LATE NOTIFIED			N	N	Y	Y	112
16	KHIKAMARI	KAMARI	SD/67/13/001	M	18	10-01-13	1							LATE NOTIFIED			Y	Y
17	NFEROZ	BHIRA	SD/45/13/003	F	144	05-02-13	7+	Child died before stool collection			Y	Y	Y				DIED	121
18	SANGHAR	KHIPRO	SD/32/13/005	M	144	05-03-13	7+	LATE NOTIFIED			N	N	Y	Y	93			
19	T.ALLAHYAR	J.MUREE	SD/27/13/004	F	66	12-02-13	7+	18-02-13		NVI	N	N	N	DIED	114			
20	THATTA	SUJAWAL	SD/22/13/001	M	1	02-01-13	1	09-01-13	31-01-13	NVI	N	N	Y	DIED	155			
21	BUNIR	DAGGAR	KP/22/13/007	M	132	28-02-13	7+	30-03-13	31-03-13	NVI	N	N	Y	Y	98			
22	DIRLOWER	SAMAR BAGH	KP/23/13/015	F	13	30-01-13	7+	LATE NOTIFIED			Y	Y	Y	Y	127			
23	HARIPUR	HARIPUR	KP/12/13/005	M	66	18-01-13	7+	19-02-13	20-02-13	EV	N	N	Y		139			
24	LAKKIMRWT	LAKKIMRWT	KP/62/13/008	F	120	17-01-13	7+	01-03-13	02-03-13	NVI	Y	N	Y		140			
25	PESHAWAR	PESHAWAR	KP/30/13/022	F	22	06-02-13	7+	LATE NOTIFIED			N	N	N	Y	120			
26	SHANGLA	MARTOONG	KP/26/13/001	M	72	08-01-13	7+				LATE NOTIFIED			Y	Y	Y		149
27	TANK	TANK	KP/63/13/005	M	42	25-02-13	7+	27-04-13	28-04-13	NVI				Y	N	UK		101
28	JAFARABAD	SOHBAT PUR	BN/43/13/009	M	18	25-02-13	7+	LATE NOTIFIED			Y	Y	Y	Y	101			
29	BAJOUR	MAMUND	FT/33/13/007	M	45	02-01-13	7+				LATE NOTIFIED			N	Y	Y	Y	155
30	KHYBER	JAMRUD	FT/34/13/002	F	24	18-01-13	7+	21-02-13	23-02-13					N	Y	Y		139

€ Based on recall of parents
* Afp.rec Data as of 06-06-2013

60 days Follow-up not done

FUP = Residual Weakness at 60 days follow up.