



**World Health  
Organization**

**Weekly  
AFP Surveillance Update  
Pakistan**

**Week 17** (*Ended on 27<sup>th</sup> April, 2013*)

***National Surveillance Cell  
Federal EPI***

World Health Organization Country Office,  
Chak Shahzad, Park Road,  
Islamabad, Pakistan

Tel: +92-51 9255123 / 9255282 /9255184

Fax: +92-51 9255274

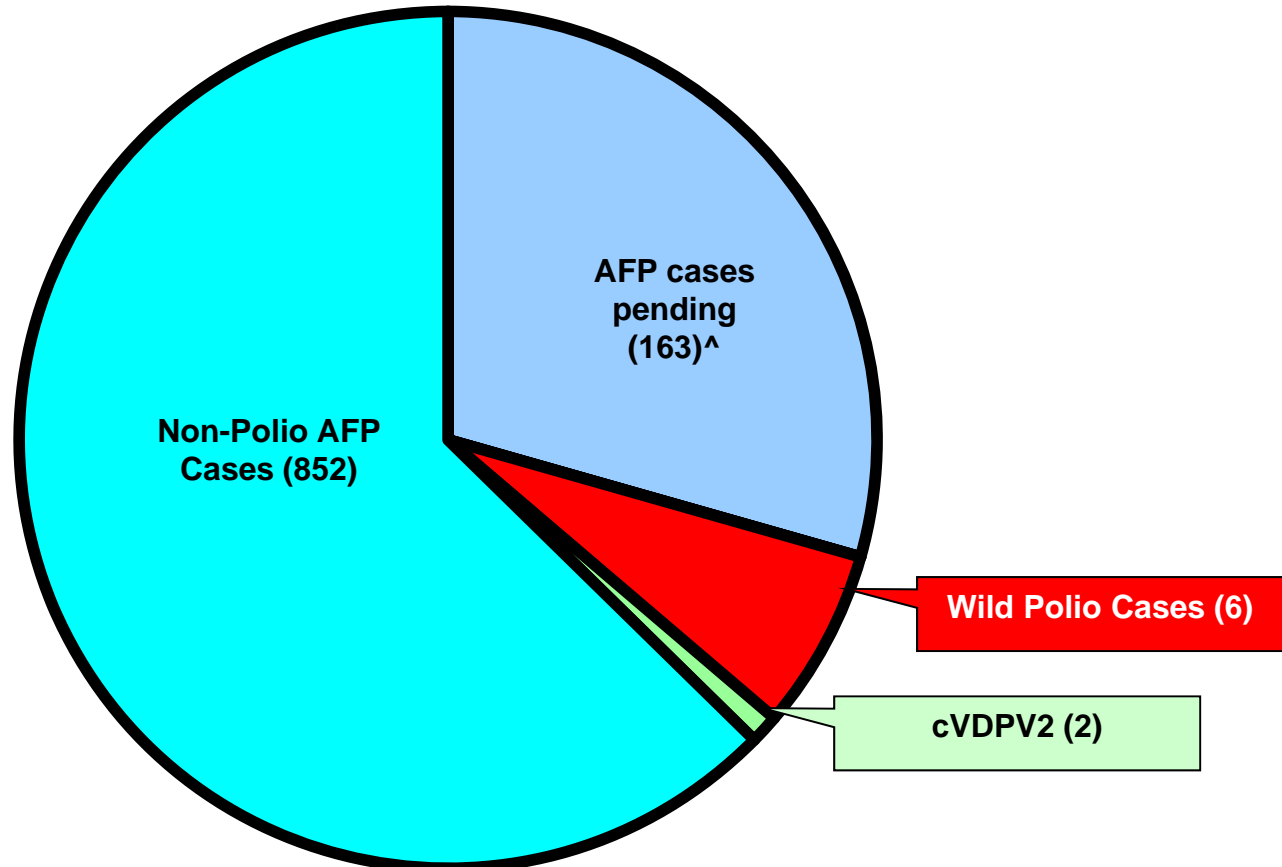
Email: [epidata@pak.emro.who.int](mailto:epidata@pak.emro.who.int)

Web site: [www.who.gov.pk](http://www.who.gov.pk)

AFP Surveillance



# AFP Case Profile, 2013\*



**Total AFP Cases Reported = 1023**

<sup>^</sup>28 Inadequate cases pending classification by ERC;  
<sup>^</sup>40 Inadequate cases not due for FUP  
<sup>^</sup>95 Pending in the Lab

# Comparison of polio cases by province/region 2012<sup>§</sup> & 2013\*

Region/ Province	No. of polio cases		No. of infected districts/towns		Last polio case
	2012	2013	2012	2013	
<b>Khyber Pakhtunkhwa</b>	4	3	4	3	12-Feb-13
<b>FATA / FR Areas</b>	7	-	2	-	10-Nov-12
<b>Sindh</b>	2	2	2	2	22-Mar-13
<b>Balochistan</b>	2	-	1	-	30-Nov-12
<b>Punjab</b>	1	1	1	1	7-Feb-13
<b>Pakistan</b>	<b>16</b>	<b>6</b>	<b>10</b>	<b>6</b>	<b>22-Mar-13</b>

Five additional districts/town declared infected based on environmental samples 2013

Total polio cases of 2012 are 58

\* Afp.rec Data as of 25-04-2013

§Based on date of onset

**Table 2: LAB Update 2013\***

Month of Onset	AFP Cases	No virus isolated	Cases Under Process		Isolated Viruses from stools						
			Culture	ITD	Vaccine viruses		NPEV		Wild	Results within 14 days	
			n	n	n	%	n	%	n	n	%
January	333	274	0	0	19	6	38	11%	2	333	100%
February	330	286	0	0	15	5	26	8%	3	330	100%
March	304	241	5	0	7	2	50	16%	1	299	98%
April	162	37	110	0	3	2	12	7%	0	52	32%
Pakistan	1129	838	115	0	44	4	126	11%	6	1014	90%

\* Data as of 29-04-2013

**Table 3: Urgent Pending Cases\***

S. No.	District	Tehsil	Epid	Onset	Age Sex		OPV doses	Date of last OPV dose	Urgent		LAB NO.	Date of first stool collection	Culture-update
									By Field	¥ NSC Criteria			
1	WAZIR-N	MEER ALI	FT/64/13/004	10-Apr-13	12	F	0	16-Jun-12	Y	Y	1360	16-Apr-13	SL2

Waiting for rRTPCR for VDPVs

Urgent on both criteria

\* Data as of 29-04-2013

¥ NSC Criteria = Fever , Rapid Progress, Age < 48 months and OPV Doses < 7

€ Based on recall of parents

**Table 4: List of samples pending for ITD\***

S. No.	DISTRICT / AGENCY / TOWN	TEHSIL / TALUKA	EPID	DONSET	AGE (m)	SEX	OPV Doses€	Date of last OPV dose	Urgent by Field	¥ NSC Criteria	LAB NO.	Date of first stool collection	rRT-PCR
1	MULTAN	MULTAN RURAL	PB/61/13/030	14-Apr-13	35	F	7+	18-Feb-13	N	N	1370	17-Apr-13	SL1,3
2	LODHRAN	LODHRAN	PB/64/13/015	13-Apr-13	96	F	7+	-	N	N	1375	17-Apr-13	UP
3	FAISALABAD	SAMUNDRI	PB/51/13/033	12-Apr-13	15	M	3	26-Mar-13	N	N	1373	17-Apr-13	SL1,3
4	MIRPURKHAS	SINDHRI	SD/31/13/016	12-Apr-13	42	M	7+	19-Feb-13	N	N	1417	19-Apr-13	UP
5	GWADUR	PASNI	BN/62/13/002	15-Apr-13	29	F	7+	16-Oct-12	N	N	1365	16-Apr-13	SL2,3
6	SWAT	BABOZAI	NW/24/13/006-C1	-	24	M	-	16-Apr-13	-	-	1387	18-Apr-13	SL1,3
6	SWAT	BABOZAI	NW/24/13/006-C2	-	36	M	-	16-Apr-13	-	-	1388	18-Apr-13	SL2,3
7	WAZIR-N	MIR ALI	FT/64/13/004	10-Apr-13	12	F	3	16-Jun-12	Y	Y	1360	16-Apr-13	SL2
<b>INDEX CASE</b>													
6	SWAT	BABOZAI	NW/24/13/006	2-Apr-13	132	F	7+	UK	N	N	1337	10-Apr-13	NVI

Inadequate Stool: Index specimen or contact positive on L20B cell line

Waiting for rRTPCR for VDPVs

Urgent on both criteria

UP= Under process

\* Data as of 25-04-2013

¥ Fever, Rapid Progression, Age < 48months & Doses < 7

€ Based on recall of parents

# Summary of Laboratory data for Environmental Surveillance- Pakistan (Jan 2011 to date)

## Report for Epidemiological week= 17 (21 - 27 April, 2013)

LNo.	Site	Total Samples	Wk 2011	Wk 2012	Wk 2013	Epidemiological Weeks																																																							
						2011													2012													2013																													
						1	2	3	4	5	6	7	8	9	10	11	12	13	14	15	16	17	18	19	20	21	22	23	24	25	26	27	28	29	30	31	32	33	34	35	36	37	38	39	40	41	42	43	44	45	46	47	48	49	50	51	52				
<b>Punjab</b>						211	51	30	2																																																				
<b>LAHORE</b>																																																													
1	LHR-Gulshan Ravi Station	26	5	5																																																									
2	LHR-Multan Road Station	28	7	6																																																									
3	LHR-Outfall Pump Station	28	7	7																																																									
<b>MULTAN</b>																																																													
4	Multan-Suraj Miani, SM-1	26	9	1																																																									
5	Multan-Alli Town, AT-1	26	6	2																																																									
6	Multan-Kotla A. Fateh, KF-1	27	6	1																																																									
<b>RAWALPINDI</b>																																																													
7	RWP-Safdarabad, SA-1	28	11	7	1																																																								
<b>FAISALABAD</b>																																																													
8	COMPOSITE SITE, Pump Station	8	0	1	1																																																								
9	Isamail City Road	8	0	0		Started in 2012																																																							
<b>Sindh</b>						201	46	34	4																																																				
<b>GULSHAN-E-IGBAL</b>																																																													
10	KHI-Gi-Chakora Nulla	26	6	3																																																									
11	KHI-Gi-Rashid Minhas Rd	28	8	1																																																									
<b>GADDAAP</b>																																																													
12	KHI-Gadgaap Composite site	28	11	6																																																									
13	KHI-Gadgaap-Solrabi Goth	27	10	10	1																																																								
<b>BALDIA</b>																																																													
14	KHI-Baldia Sagan Goth	27	4																																																										
15	KHI-Baldia Composite	28	7	1																																																									
<b>SUKKUR</b>																																																													
16	SUK-Miani P.Station-Sukkur city	13	4																																																										
17	SUK-Makka P.Station-N.Sukkur	12	3			Started in 2012																																																							
<b>HYDERABAD</b>																																																													
18	HYD-Talwinder P. Station	10	6	3																																																									
<b>Khyber Pakhtunkhwa</b>						56	19	20	6																																																				
<b>PESHAWAR</b>																																																													
19	PWR-Shahen Town, ST-1	26	11	11	3																																																								
20	PWR-Lara Ma, LM-1	28	8	9	3																																																								
<b>Balochistan</b>						62	20	4	1																																																				
<b>QUETTA</b>																																																													
21	Quetta-Irtak Kill, IT-1	26	11	2																																																									
22	Quetta-Irtak-e-Saika, IS-1	28	9	2																																																									
23	Quetta-Surpud, SP-1	8		1		Started in 2012																																																							
<b>Pakistan</b>						530	136	88	13																																																				

Data source Polio RRL

- Wild poliovirus type 1 (WPV1)
- Wild poliovirus type 3 (WPV3)
- Mixture WPV1 & WPV3
- No WPV Isolated
- Under process
- X Scheduled sampling, sample not collected
- No sampling scheduled

### SUMMARY

Total Sites = 23

Total Samples Collected (2011-2012-2013) = 530

Total Samples with results available = 513

Total samples positive for Wild PV (2011-2012-2013) = **237** (136+88+13) (WPV1= 237)

## Comparison environmental sampling results 2012-13\*

District/ Town	2012			2013*			Last Isolate
	Total	Wild		Total	Wild		
Lahore	9	6	67%	9	0	0%	20-Nov-12
Multan	9	3	33%	10	0	0%	18-Jun-12
Rawalpindi	3	2	67%	3	1	33%	25-Mar-13
Faisalabad	Sampling started week 36			7	1	14%	03-Jan-13
G IQbal	6	0	0%	7	0	0%	04-Oct-12
Gadap	5	4	80%	6	1	17%	29-Jan-13
Baldia	6	0	0%	6	0	0%	10-Jul-12
Sukkur	Sampling started week 17			6	0	0%	05-Sep-12
Hyderabad	Sampling started week 28			3	3	100%	11-Mar-13
Peshawar	6	6	100%	6	6	100%	26-Mar-13
Quetta	6	2	33%	7	1	14%	20-Feb-13
<b>Total</b>	<b>50</b>	<b>23</b>	<b>46%</b>	<b>70</b>	<b>13</b>	<b>19%</b>	<b>26-Mar-13</b>

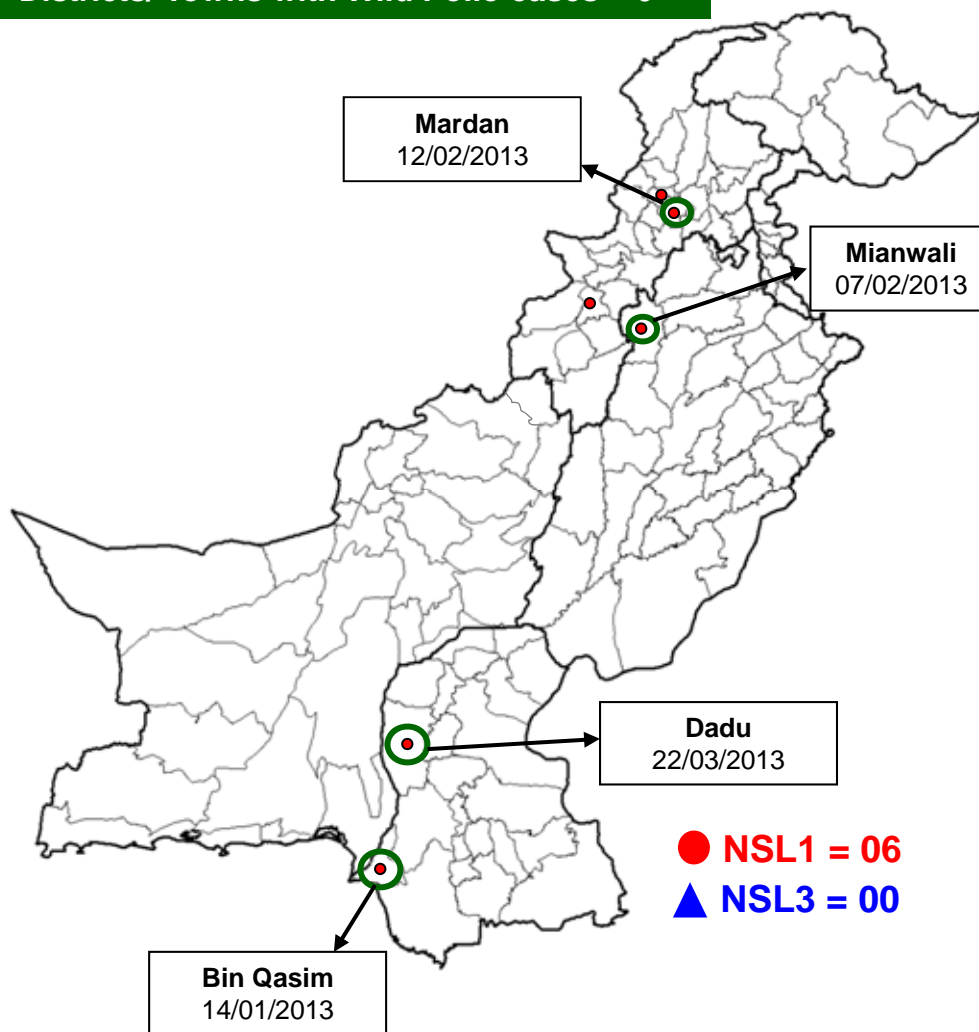
\* Comparison of samples till week 13 of both years with available results

Data source Polio RRL



# Map1: Distribution of Wild Polio cases Pakistan 2013\*

Districts/ Towns with Wild Polio cases = 6



Province/ Country	Date of Last Case		Number of cases 2013	
	P1	P3	P1	P3
PUNJAB	Feb, 2013	Jun, 2010	1	-
SINDH	Mar, 2013	Jan, 2010	2	-
KHYBER- PAKHTUNKHWA	Feb, 2013	Oct, 2010	3	-
FATA	Nov, 2012	Apr, 2012	-	-
BALUCHISTAN	Oct, 2012	Apr, 2010	-	-
AJK	-	Jun, 2000	-	-
GILGIT-BALTISTAN	Aug, 2012	-	-	-
ISLAMABAD	Sep, 2008	Sep, 2008	-	-
PAKISTAN	Mar, 2013	Apr, 2012	6	-

○ District with last polio case in province

Cases randomly placed  
in districts

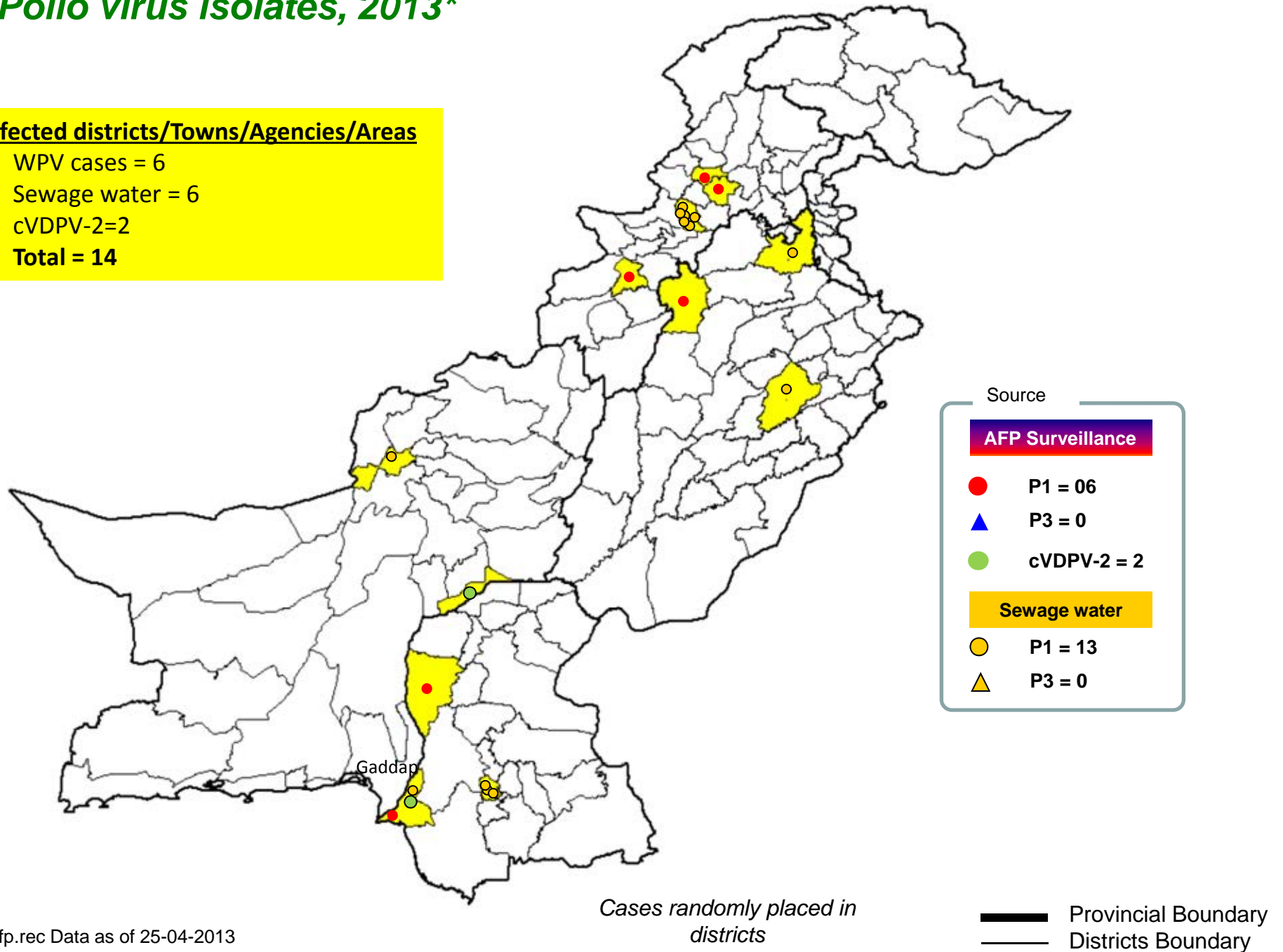
— Provincial Boundary  
— Districts Boundary

\* Afp.rec Data as of 25-04-2013

# Polio virus isolates, 2013\*

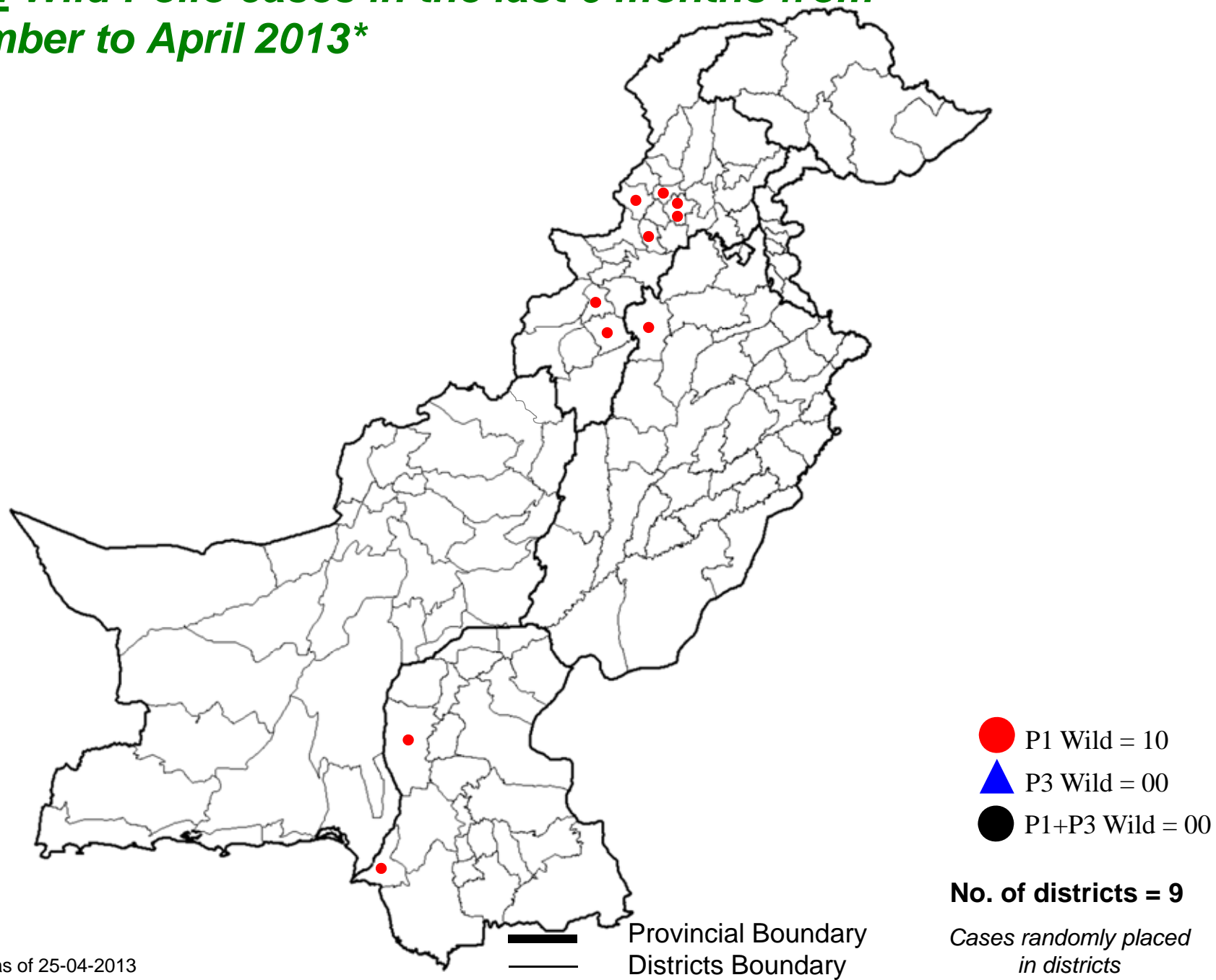
## Infected districts/Towns/Agencies/Areas

- WPV cases = 6
- Sewage water = 6
- cVDPV-2=2
- Total = 14**



\* Afp.rec Data as of 25-04-2013

## Map 3: Wild Polio cases in the last 6 months from November to April 2013\*



\* Afp.rec Data as of 25-04-2013

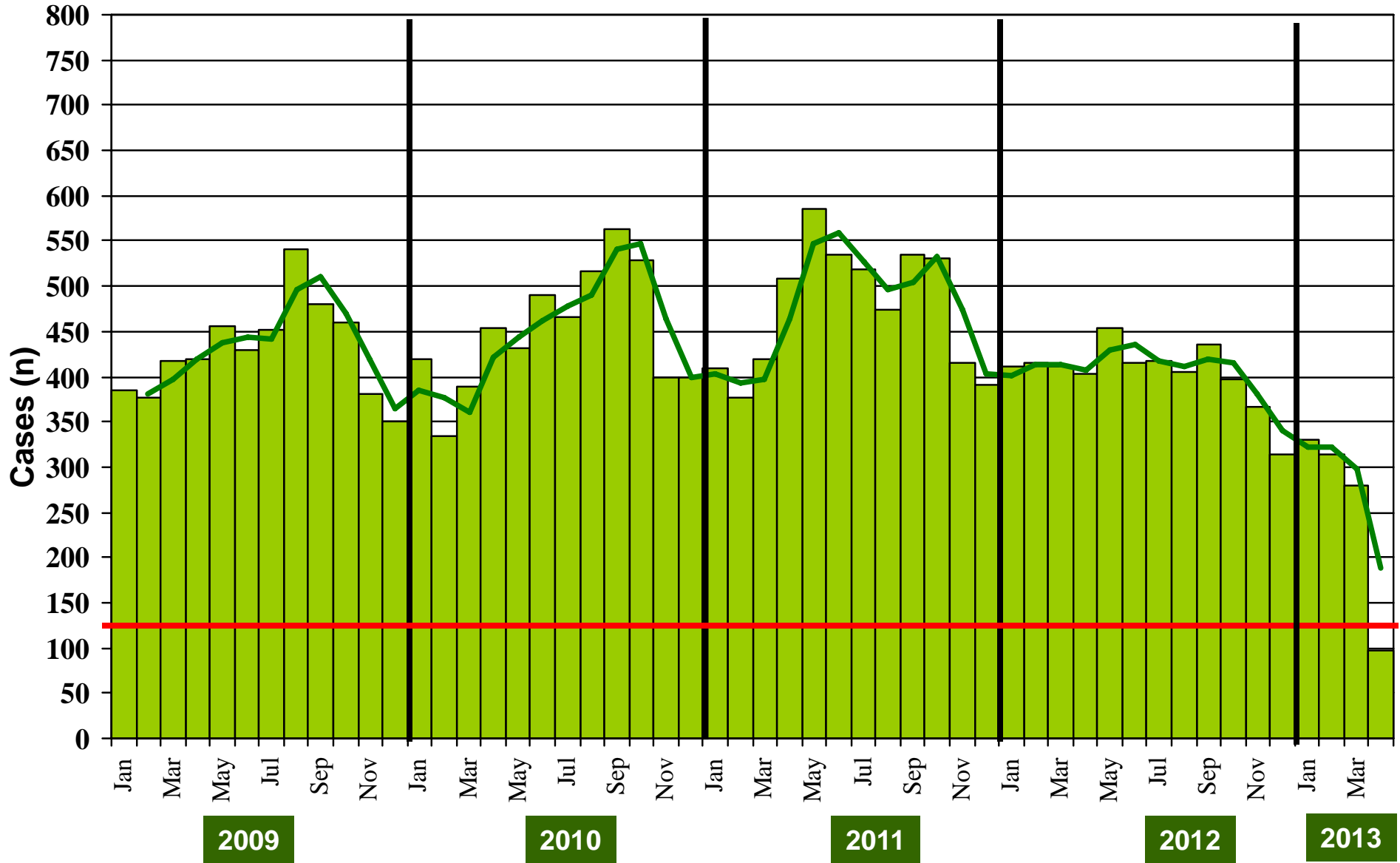
**Table 5: Distribution of AFP Cases By Week of Onset ^  
Pakistan 2012-2013\* [Week number/Ending on]**

PROVINCE	W 2 12 Jan 2013	W 3 19 Jan 2013	W 4 26 Jan 2013	W 5 02 Feb 2013	W 6 09 Feb 2013	W 7 16 Feb 2013	W 8 23 Feb 2013	W 9 02 Mar 2013	W 10 09 Mar 2013	W 11 16 Mar 2013	W 12 23 Mar 2013	W 13 30 Mar 2013	W 14 06 Apr 2013	W 15 13 Apr 2013	W 16 27 Apr 2013
PUNJAB	36	42	35	33	50	39	48	45	44	39	37	33	40	25	9
SINDH	15	15	16	9	19	19	17	21	17	12	22	12	10	8	1
KP	14	14	16	12	10	19	13	12	11	13	11	7	12	10	5
FATA	0	2	2	1	1	3	0	3	1	2	1	1	1	3	0
BALUCHISTAN	3	0	1	3	2	1	2	2	4	0	1	3	1	1	2
AJK	1	3	2	0	1	3	2	0	0	1	0	1	1	1	0
GILGIT/ BILTISTAN	0	0	0	0	0	0	0	0	0	0	0	0	0	0	0
ISLAMABAD	0	1	1	0	1	1	1	0	0	1	0	0	0	0	0
<b>PAKISTAN</b>	<b>69</b>	<b>77</b>	<b>73</b>	<b>58</b>	<b>84</b>	<b>85</b>	<b>83</b>	<b>83</b>	<b>77</b>	<b>68</b>	<b>72</b>	<b>57</b>	<b>65</b>	<b>48</b>	<b>17</b>

\* Afp.rec & Afplab.rec: Data as of 25-04-2013

^ MMWR Epidemiological Weeks

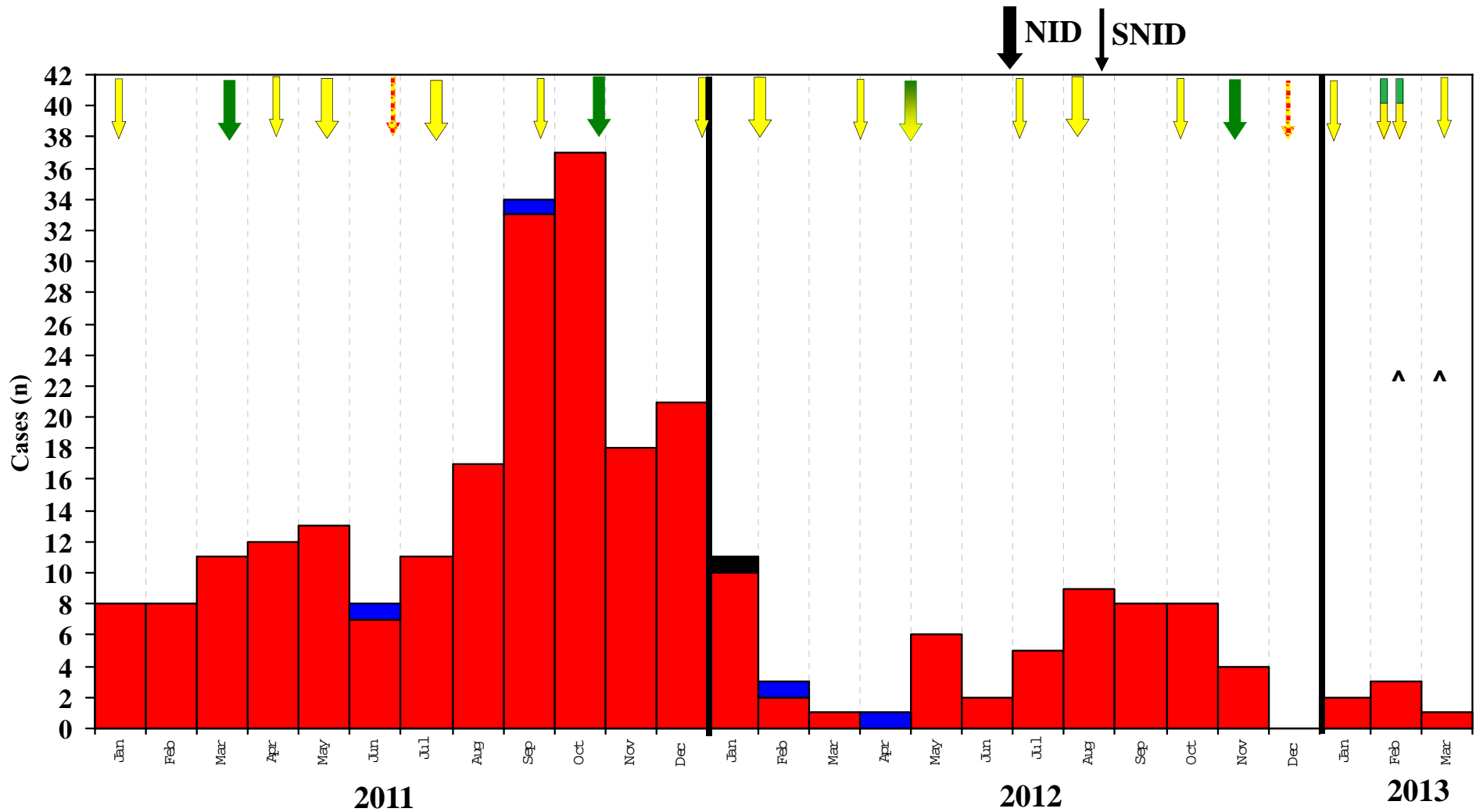
**Graph 1: Distribution of AFP Cases by Month, Pakistan 2009-2013\***



**@ Non-polio AFP rate of 2/100,000 children < 15 years**

\*Afp.rec Data as of 25-04-2013

# Confirmed Polio Cases By Poliovirus Type, 2011-2013\*



**Vaccine Type**  
■ mOPV1 ■ mOPV3 ■ Trivalent ■ Bivalent

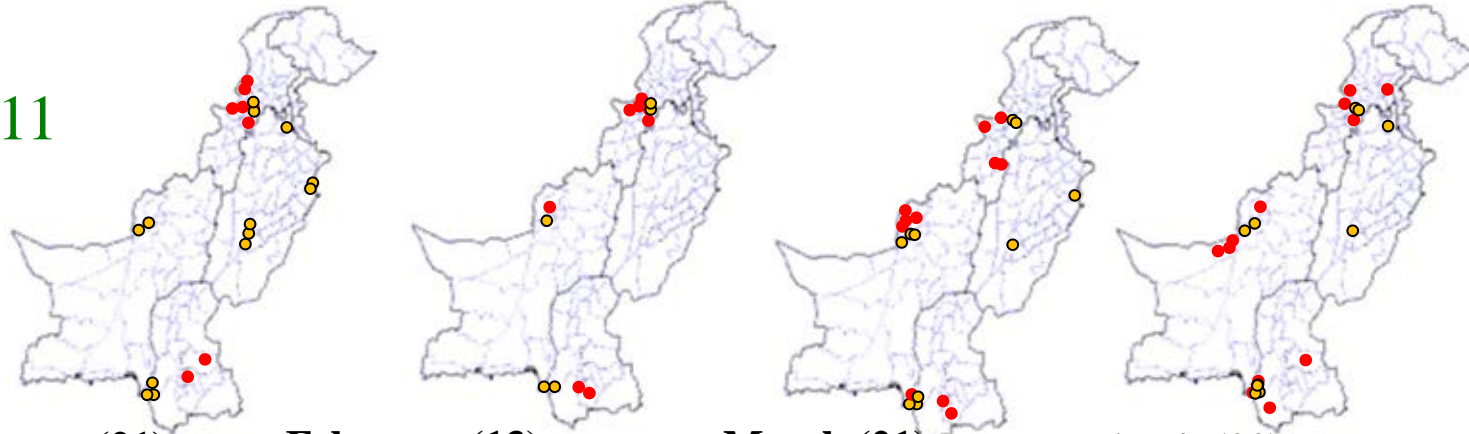
^ Data incomplete

**Virus Type**  
■ NSL3 ■ NSL1 ■ NSL1 & NSL3

\* Data source AFP 25/04/2013

# Map 4: Monthly Comparison of P1 & P3 Polio Cases/Isolates 2011-2013\*

2011



January (21)

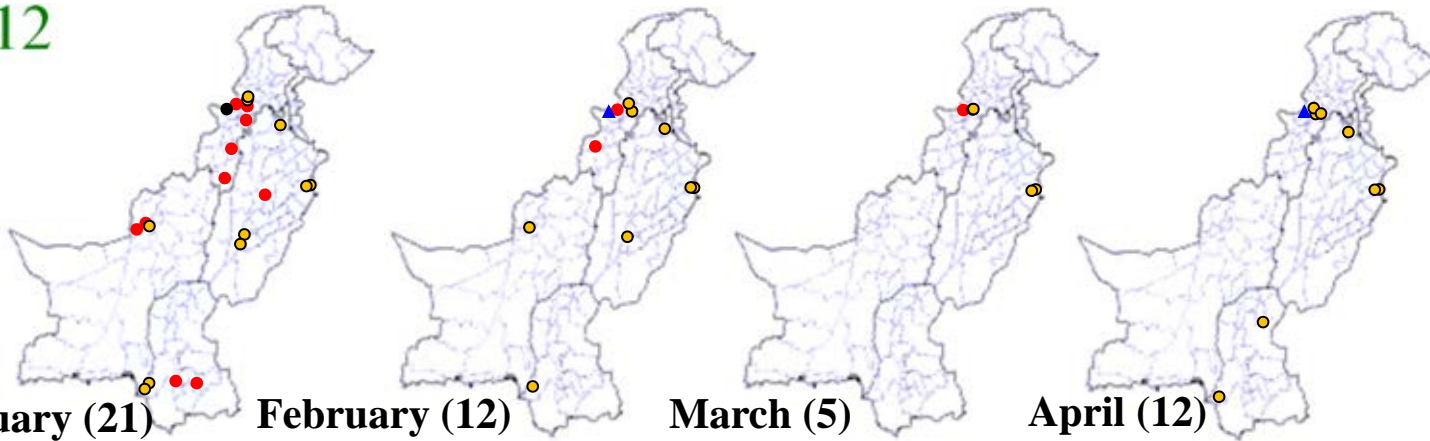
February (13)

March (21)

April (22)

— Provincial Boundary  
— Districts Boundary

2012



January (21)

February (12)

March (5)

April (12)

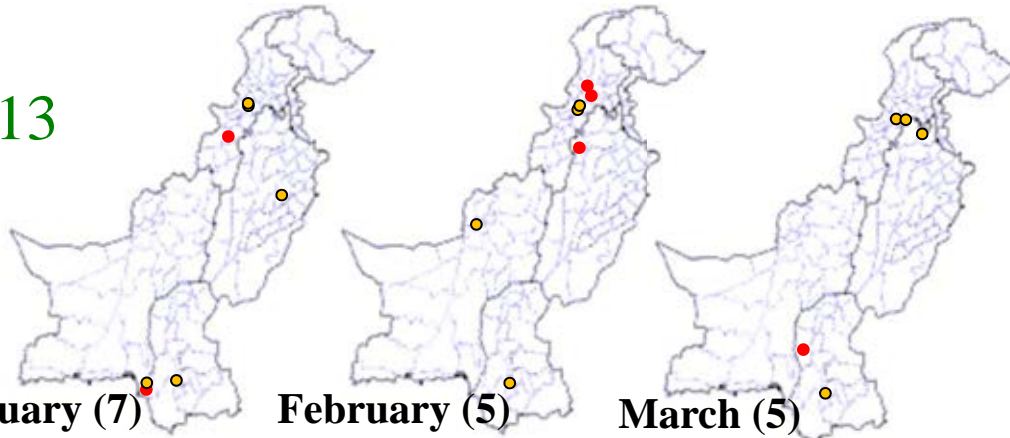
### AFP Surveillance

- P1
- ▲ P3
- P1+P3

### Sewage water

- P1
- ▲ P3
- ⬡ Mixture P1 & 3

2013



January (7)

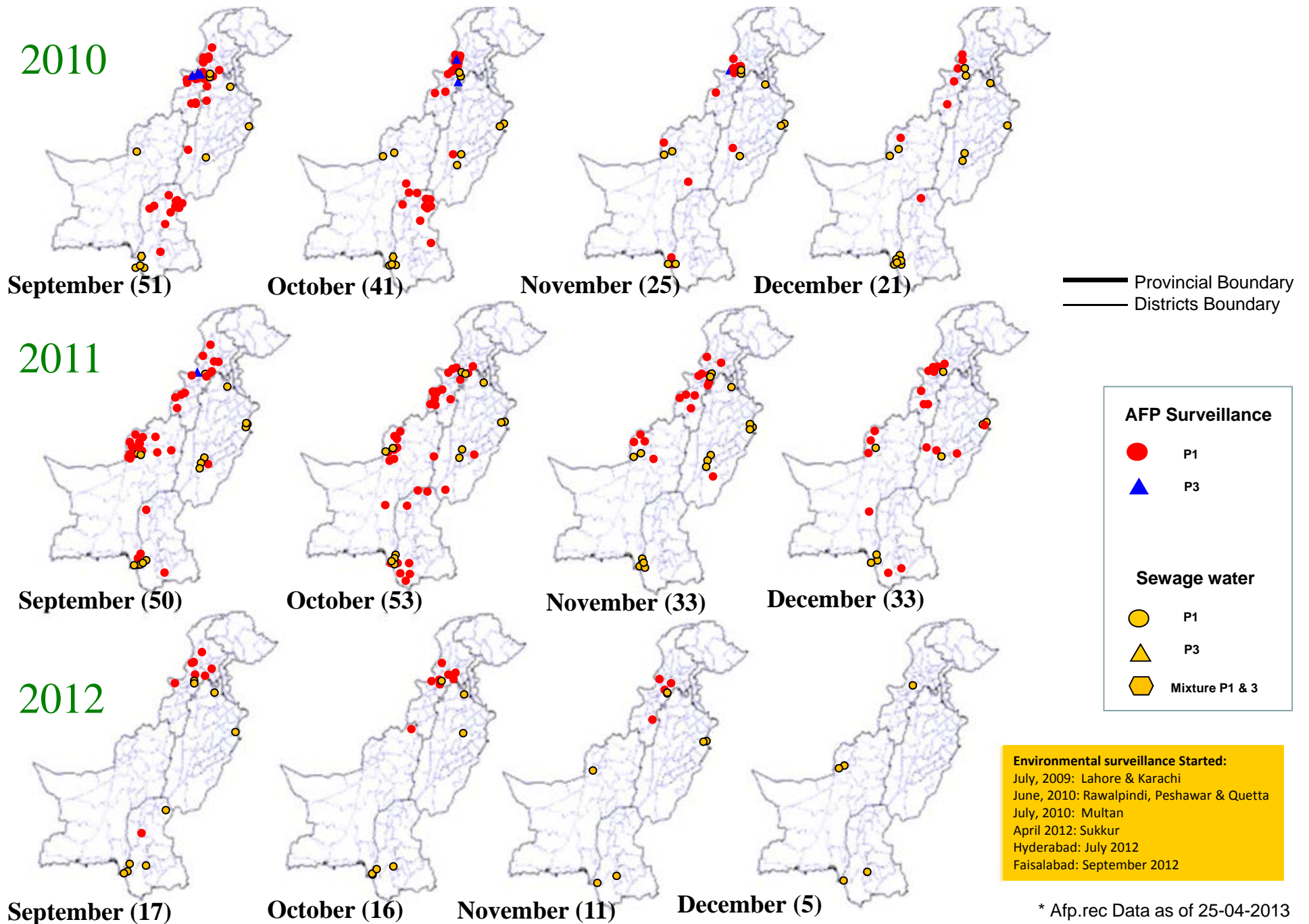
February (5)

March (5)

**Environmental surveillance Started:**  
 July, 2009: Lahore & Karachi  
 June, 2010: Rawalpindi, Peshawar & Quetta  
 July, 2010: Multan  
 April 2012: Sukkur  
 Hyderabad: July 2012  
 Faisalabad: September 2012

\* Afp.rec Data as of 25-04-2013

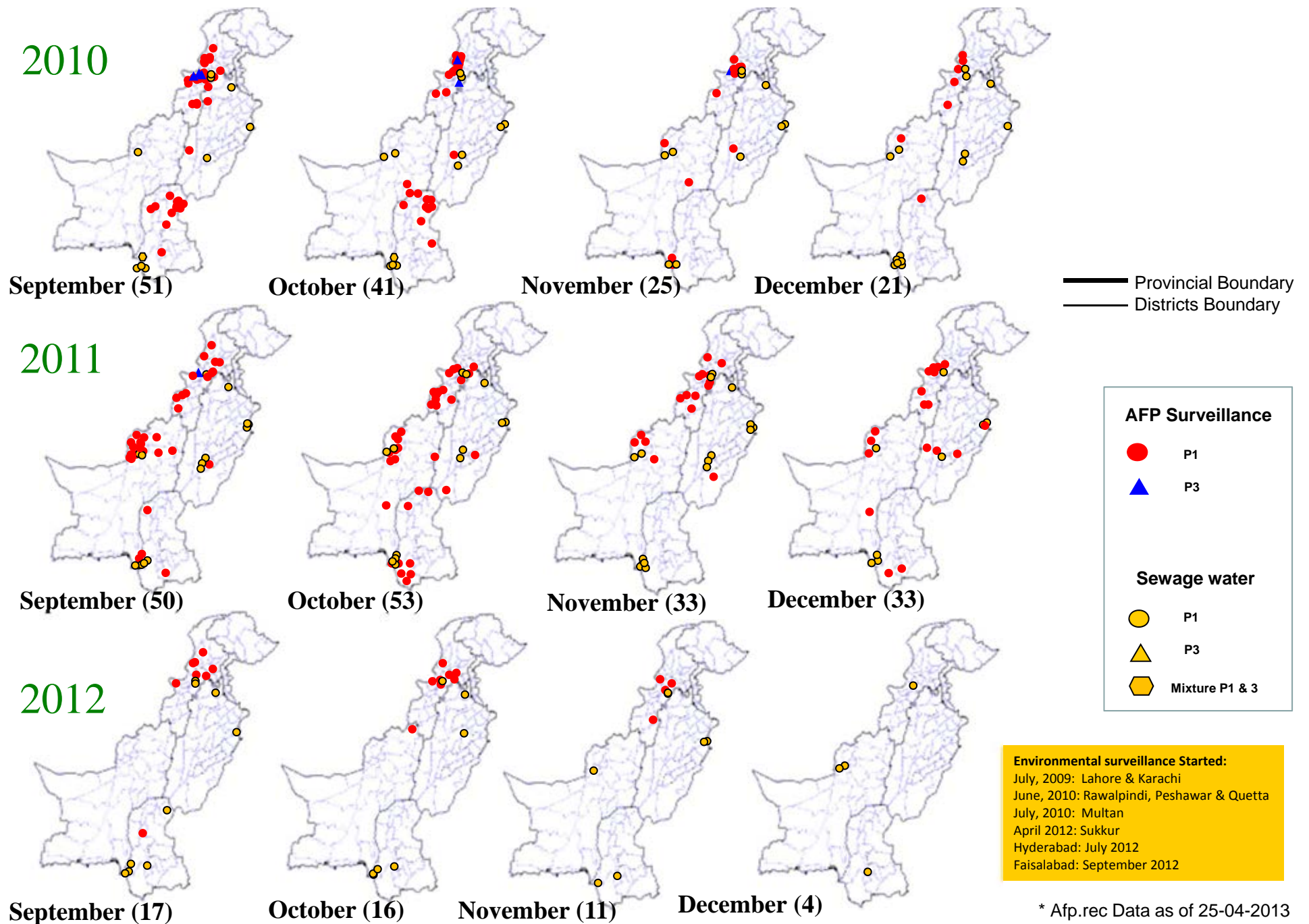
# Map 4.2: Monthly Comparison of P1 & P3 Polio Cases/Isolates 2010-2012\*



\* Afp.rec Data as of 25-04-2013



# Map 4.2: Monthly Comparison of P1 & P3 Polio Cases/Isolates 2010-2012\*

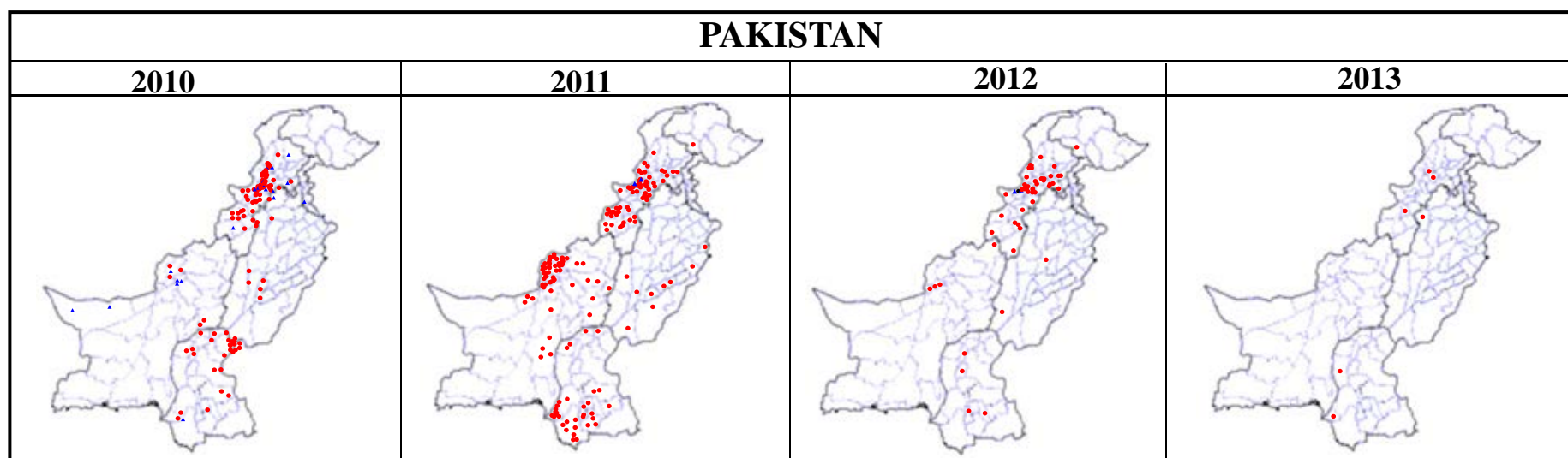


\* Afp.rec Data as of 25-04-2013

## Table 6: Polio Eradication Update, Pakistan 2010-2013\*

Province/Region	Polio 1				Polio 3				Total Wild			
	2010	2011	2012	2013	2010	2011	2012	2013	2010	2011	2012	2013
PUNJAB	6	9	2	1	1	0	-	-	7	9	2	1
SINDH	26	33	4	2	1	0	-	-	27	33	4	2
KP	19	23	27	3	5	0	-	-	24	23	27	3
FATA^	63	57	17	-	11	2	2	-	74	59	20^	-
BALUCHISTAN	6	73	4	-	6	0	-	-	12	73	4	-
AJK	0	0	-	-	0	0	-	-	0	0	-	-
Gilgit-Baltistan	0	1	1	-	0	0	-	-	0	1	1	-
ISLAMABAD	0	0	-	-	0	0	-	-	0	0	-	-
<b>PAKISTAN</b>	<b>120</b>	<b>196</b>	<b>55</b>	<b>6</b>	<b>24</b>	<b>2</b>	<b>2</b>	<b>-</b>	<b>144</b>	<b>198</b>	<b>58</b>	<b>6</b>

^ FATA reported mixture of NSL1 & NSL3



\* Afp.rec Data as of 25-04-2013

***Table 7: Vaccination status of non polio AFP cases age 6-59 months 2010-2013\****

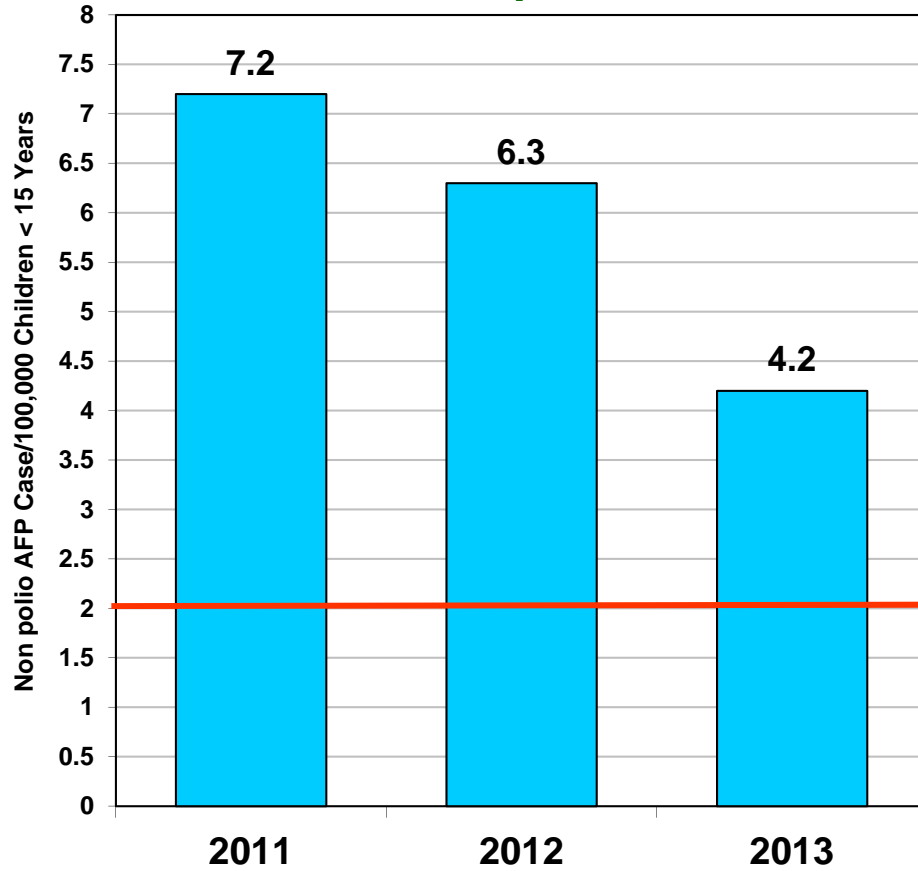
REGION	0 dose				1-2 doses				3 doses				4-6 doses				7+ doses			
	10	11	12	13	10	11	12	13	10	11	12	13	10	11	12	13	10	11	12	13
Central Punjab	0%	0%	0%	0%	1%	1%	0%	0%	1%	2%	0%	2%	7%	6%	4%	4%	91%	92%	95%	95%
North Punjab	0%	0%	0%	0%	0%	1%	0%	0%	2%	1%	0%	0%	6%	5%	4%	6%	91%	93%	96%	94%
South Punjab	0%	0%	0%	0%	1%	0%	0%	0%	0%	1%	0%	0%	5%	5%	4%	2%	94%	93%	96%	98%
<b>PUNJAB</b>	<b>0%</b>	<b>0%</b>	<b>0%</b>	<b>0%</b>	<b>1%</b>	<b>1%</b>	<b>0%</b>	<b>0%</b>	<b>1%</b>	<b>1%</b>	<b>0%</b>	<b>1%</b>	<b>6%</b>	<b>5%</b>	<b>4%</b>	<b>3%</b>	<b>92%</b>	<b>93%</b>	<b>96%</b>	<b>96%</b>
Karachi	2%	4%	1%	0%	0%	1%	1%	4%	3%	0%	2%	0%	7%	6%	6%	9%	88%	88%	90%	87%
North Sindh	0%	0%	0%	0%	1%	1%	0%	0%	0%	0%	1%	0%	4%	5%	4%	0%	95%	94%	95%	100%
South Sindh	0%	1%	0%	0%	1%	1%	1%	2%	1%	0%	2%	0%	9%	6%	4%	7%	89%	93%	93%	91%
<b>SINDH</b>	<b>1%</b>	<b>1%</b>	<b>0%</b>	<b>0%</b>	<b>1%</b>	<b>1%</b>	<b>1%</b>	<b>2%</b>	<b>1%</b>	<b>0%</b>	<b>1%</b>	<b>0%</b>	<b>7%</b>	<b>6%</b>	<b>4%</b>	<b>5%</b>	<b>91%</b>	<b>92%</b>	<b>93%</b>	<b>94%</b>
Central Khyber Pakhtunkhwa	1%	1%	2%	0%	0%	1%	1%	0%	1%	0%	0%	2%	2%	3%	2%	0%	97%	95%	95%	96%
North Khyber Pakhtunkhwa	2%	1%	2%	0%	1%	2%	2%	6%	2%	1%	2%	0%	6%	7%	9%	6%	89%	90%	85%	85%
South Khyber Pakhtunkhwa	3%	2%	2%	0%	3%	4%	1%	0%	3%	4%	1%	0%	14%	7%	9%	6%	76%	83%	87%	88%
<b>Khyber Pakhtunkhwa</b>	<b>1%</b>	<b>1%</b>	<b>2%</b>	<b>0%</b>	<b>1%</b>	<b>2%</b>	<b>1%</b>	<b>2%</b>	<b>2%</b>	<b>1%</b>	<b>1%</b>	<b>2%</b>	<b>6%</b>	<b>5%</b>	<b>6%</b>	<b>3%</b>	<b>90%</b>	<b>91%</b>	<b>89%</b>	<b>90%</b>
<b>FATA</b>	<b>14%</b>	<b>14%</b>	<b>18%</b>	<b>0%</b>	<b>11%</b>	<b>10%</b>	<b>6%</b>	<b>0%</b>	<b>6%</b>	<b>5%</b>	<b>3%</b>	<b>0%</b>	<b>18%</b>	<b>11%</b>	<b>12%</b>	<b>0%</b>	<b>51%</b>	<b>61%</b>	<b>62%</b>	<b>3%</b>
North Balochistan	12%	4%	12%	14%	0%	12%	10%	0%	4%	23%	3%	0%	12%	12%	17%	14%	72%	50%	57%	71%
Quetta Block	0%	31%	14%	14%	11%	10%	10%	0%	0%	3%	0%	0%	9%	14%	14%	14%	81%	43%	62%	71%
Rest of Balochistan	6%	7%	9%	33%	2%	2%	7%	0%	2%	5%	4%	0%	11%	10%	22%	33%	78%	76%	89%	33%
<b>BALUCHISTAN</b>	<b>5%</b>	<b>16%</b>	<b>8%</b>	<b>17%</b>	<b>4%</b>	<b>6%</b>	<b>8%</b>	<b>0%</b>	<b>2%</b>	<b>6%</b>	<b>3%</b>	<b>0%</b>	<b>11%</b>	<b>12%</b>	<b>17%</b>	<b>17%</b>	<b>78%</b>	<b>60%</b>	<b>64%</b>	<b>67%</b>
<b>PAKISTAN</b>	<b>1%</b>	<b>2%</b>	<b>1%</b>	<b>0%</b>	<b>1%</b>	<b>1%</b>	<b>1%</b>	<b>1%</b>	<b>1%</b>	<b>1%</b>	<b>1%</b>	<b>1%</b>	<b>7%</b>	<b>6%</b>	<b>5%</b>	<b>4%</b>	<b>89%</b>	<b>89%</b>	<b>92%</b>	<b>94%</b>

\* Afp.rec Data as of 25-04-2013

# Key Surveillance Indicators; 2011-2013\*

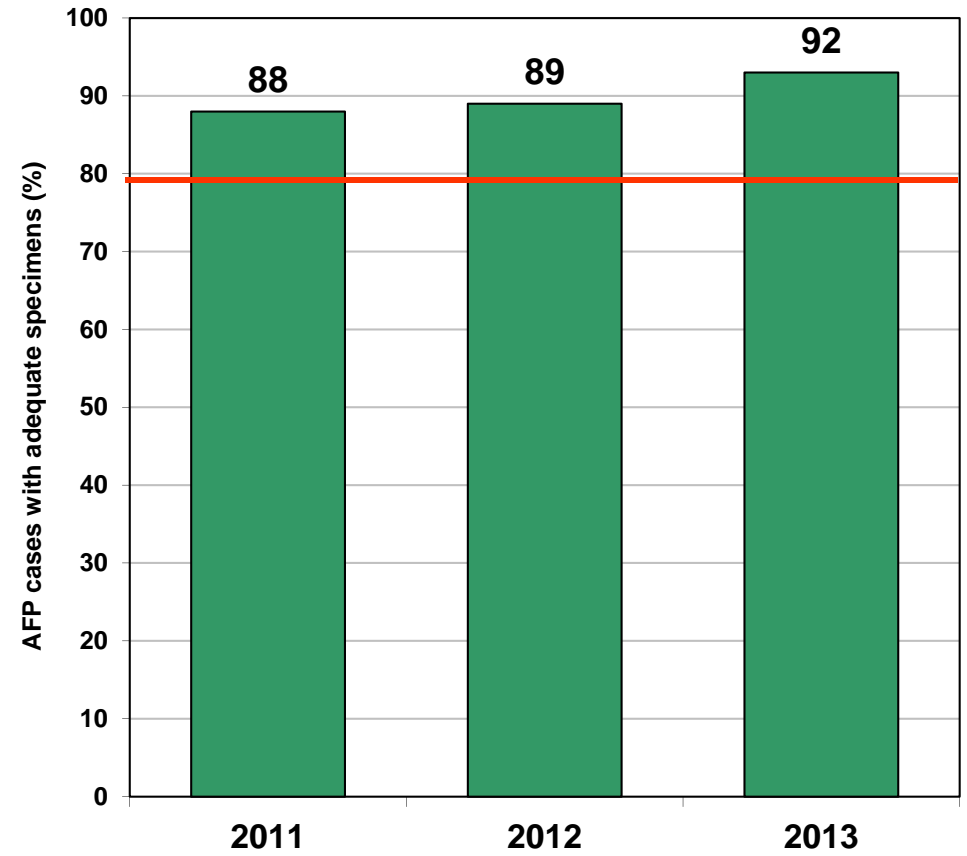
(Non polio AFP rate and % AFP cases with adequate specimens)

### Graph 3



■ Non Polio AFP Rate

### Graph 4



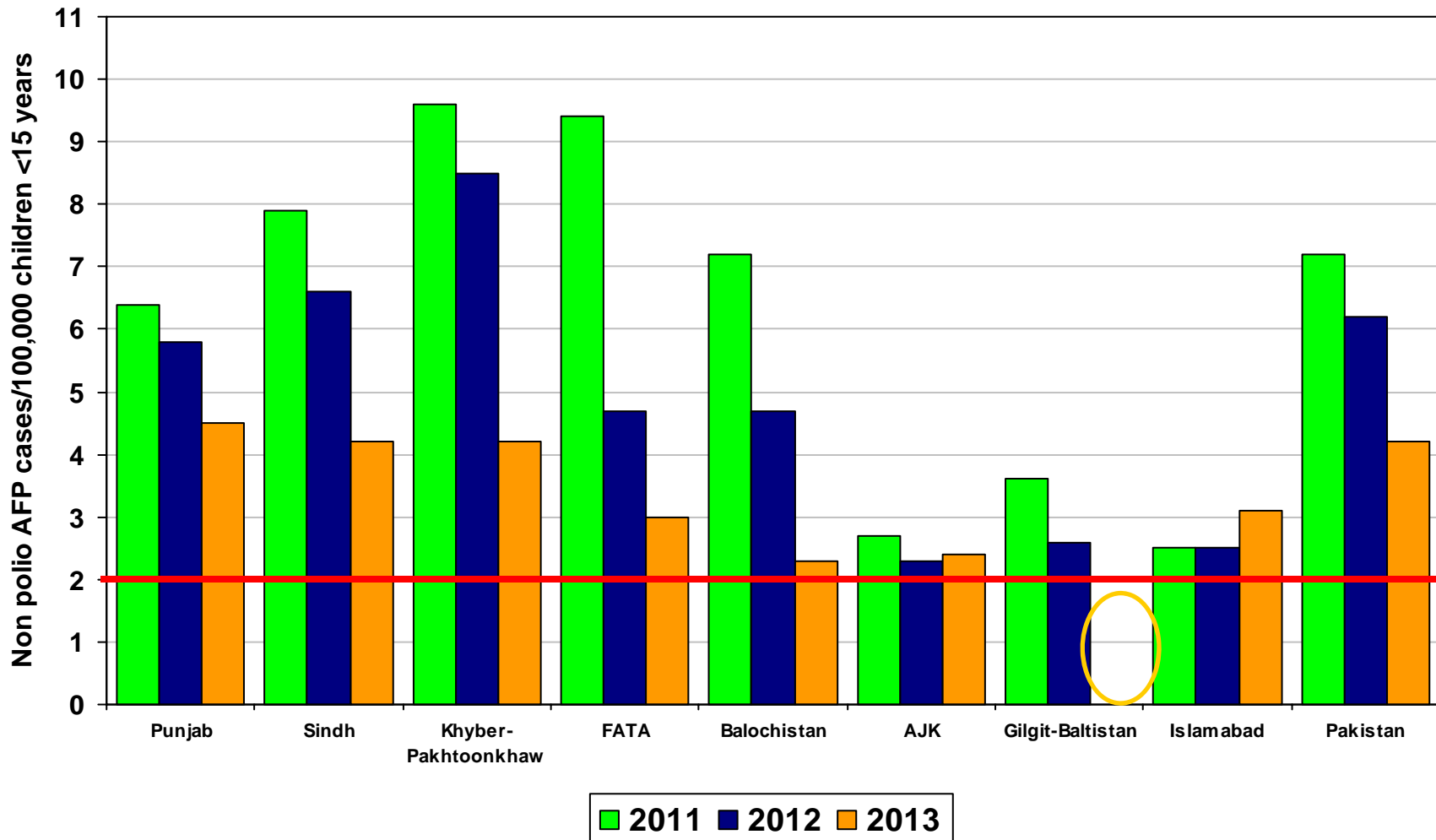
■ % AFP with Adequate Specimens

— Target

Non Polio AFP rate Up to Week No. 16 ended on 20<sup>th</sup> April, 2013

\* Afp.rec Data as of 25-04-2013

# Non Polio AFP Rate By Province/Regions, 2011-2013\*

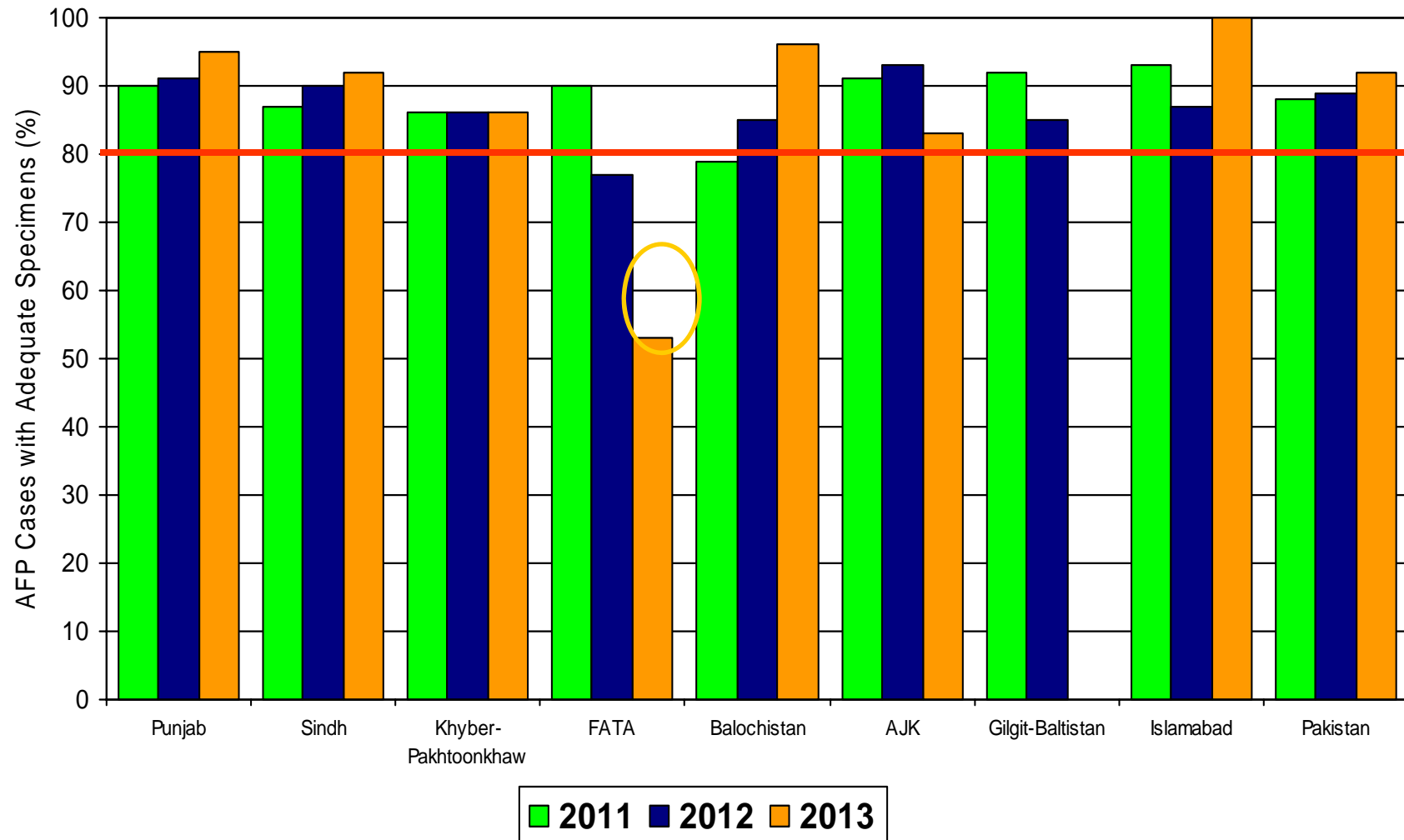


Non Polio AFP rate Up to Week No. 16 ended on 20<sup>th</sup> April, 2013

 Target Non-Polio AFP Rate 2/ 100000 < 15 years of the age

\* Data source AFP 25/04/2013

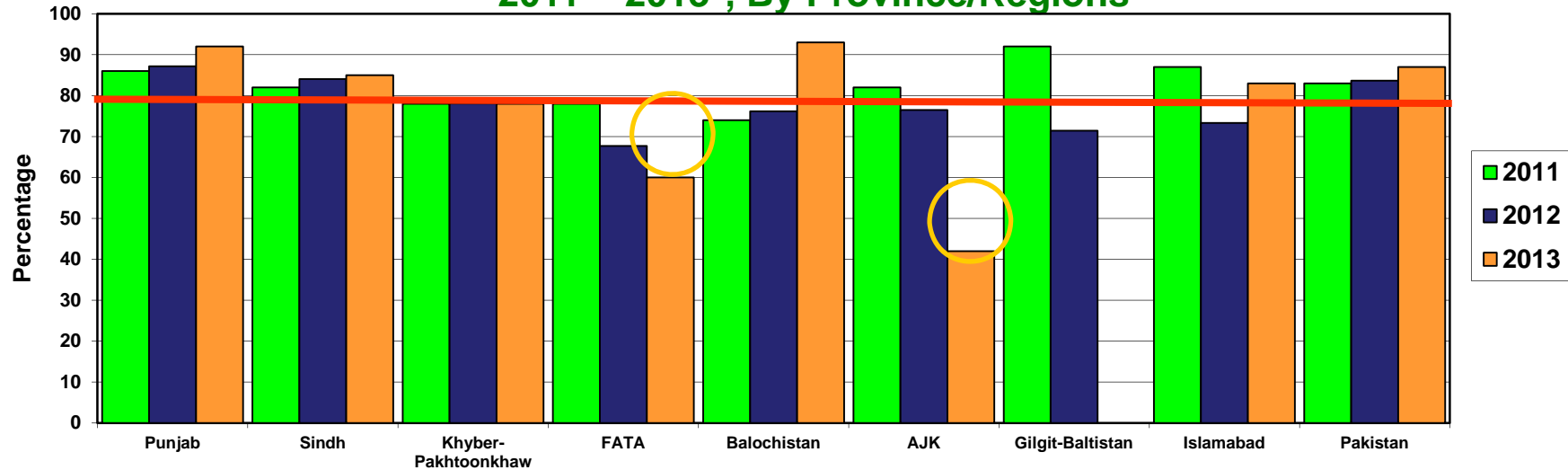
# Percent AFP Cases with Adequate Specimens By Province/Regions, 2011-2013\*



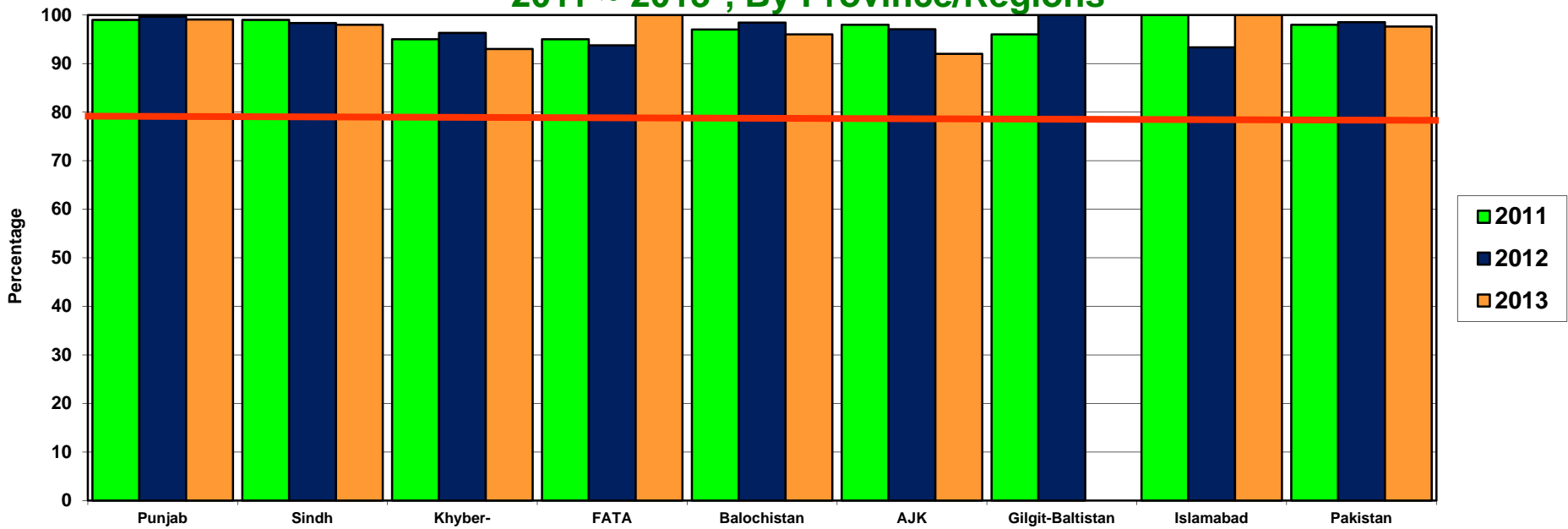
\* Data source AFP 25/04/2013

Target Adequate Sample cases = 80%

**Graph 5: Percent AFP Cases Notified within 07 days of paralysis onset  
2011 ~ 2013\*, By Province/Regions**



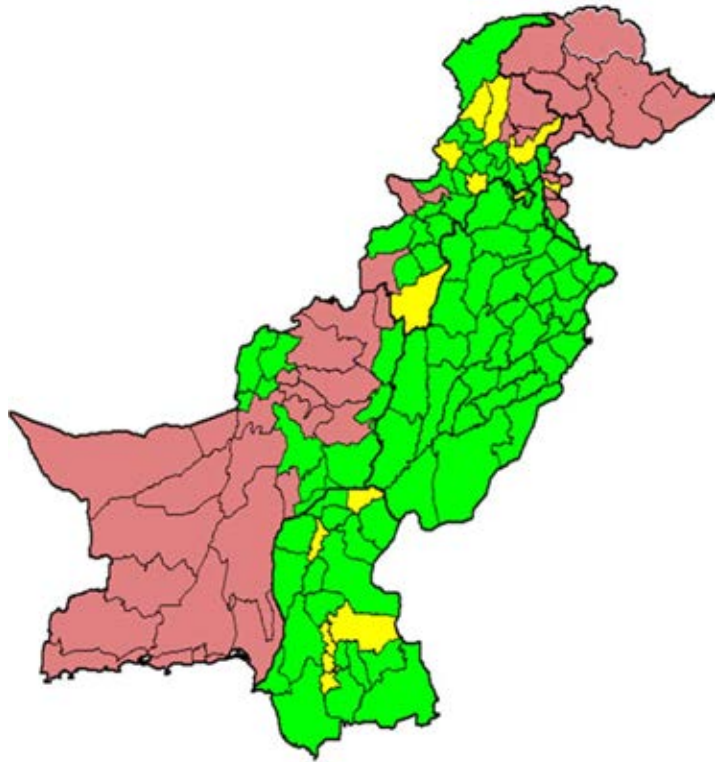
**Graph 6: Percent AFP Cases Investigated within 48 hours of notification  
2011 ~ 2013\*, By Province/Regions**



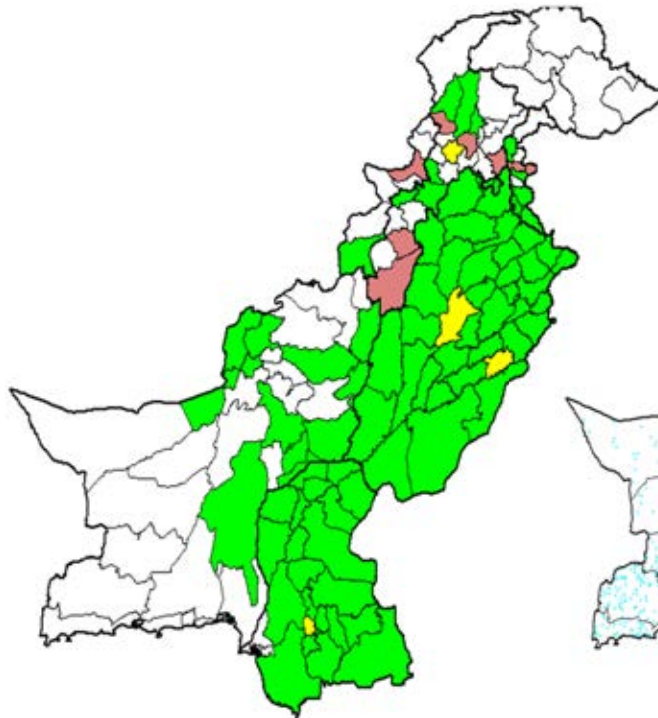
\* Afp.rec Data as of 25-04-2013

— Target

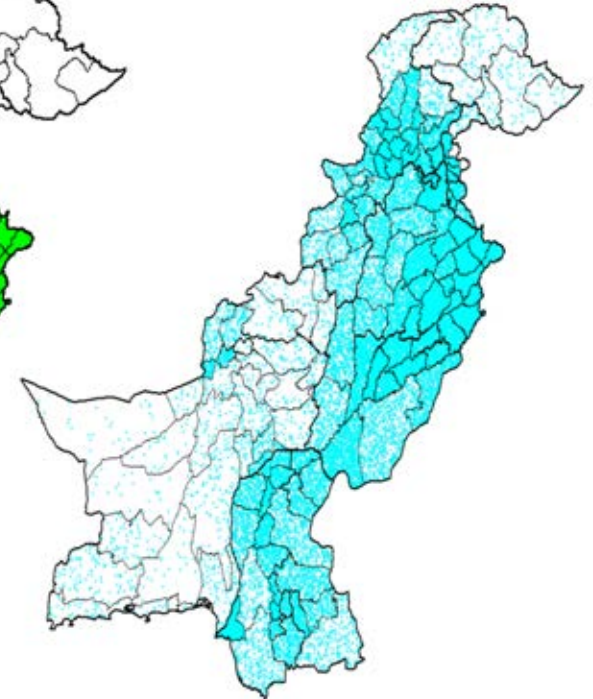
Non-Polio AFP Rate by District  
2013\*



Percent AFP Cases with Adequate  
Specimens,  
By District – 2013\*




Population density



Non Polio AFP rate Up to Week No. 16 ended on 20<sup>th</sup> April, 2013

\* Data source AFP 25/04/2013

 2000 children under 15 years of age



**Table 8.1: AFP CASES PENDING FOR CLASSIFICATION WITH DATE OF ONSET MORE THAN 90 DAYS\* 2013**

S. No	DISTRICT	TEHSIL	EPID	SEX	AGE	DONSET	DOSESE€	DSTOOL1	DSTOOL2	LAB	FEVER	ASYM	PROG	FUP	PEND (DAYS)
1	ABOTABAD	HAVALIAN	NW/10/13/003	M	72	02-01-13	7+	29-01-13	30-01-13	NVI	N	Y	Y		113
2	BAJOUR	MAMUND	NW/33/13/002	M	10	04-01-13	7+	04-02-13	05-02-13		N	Y	N		111
3	BAJOUR	UTMAN KHEL	NW/33/13/003	M	24	20-01-13	7+	19-02-13	20-02-13		Y	Y	Y		95
4	DIRLOWER	SAMAR BAGH	NW/23/13/003	F	24	05-01-13	7+	31-01-13	01-02-13	EV	Y	Y	Y		110
5	KARAK	KARAK	NW/51/13/005	F	13	01-01-13	7+	15-02-13	17-02-13	EV	N	Y	Y		114
6	KHYBER	JAMRUD	NW/34/13/004	F	16	22-01-13	7+	05-03-13	06-03-13	EV	Y	Y	Y		93
7	KOHAT	KOHAT	NW/50/13/002	F	96	01-01-13	7+	16-01-13	17-01-13	NVI	Y	N	Y		114
8	MARDAN	MARDAN	NW/40/13/007	M	29	17-01-13	7+	06-02-13	07-02-13	EV	Y	Y	Y	Y	98
9	MARDAN	TAKHT BHAI	NW/40/13/013	M	16	12-01-13	7+	03-03-13	04-03-13	NVI	N	Y	UK		103
10	PESHAWAR	PESHAWAR	NW/30/13/008	M	96	15-01-13	7+	26-02-13	27-02-13	NVI	N	N	Y		100
11	SWABI	LAHORE	NW/41/13/003	M	60	03-01-13	7+	29-01-13	30-01-13	NVI	N	Y	Y		112
12	TANK	TANK	NW/63/13/001	M	85	02-01-13	7+	21-01-13	23-01-13	NVI	N	Y	Y		113
13	DGKHAN	DGKHAN	PB/81/13/008	F	16	16-01-13	7+	07-02-13	09-02-13	NVI	Y	N	Y	Y	99
14	GUJRAT	GUJRAT	PB/23/13/016	M	30	15-01-13	7+	LATE NOTIFICATION			N	N	N	Y	100
15	HAFIZABAD	HAFIZABAD	PB/22/13/002	M	14	12-01-13	7+	28-01-13	29-01-13	NVI	Y	Y	Y	Y	103
16	JHANG	JHANG	PB/53/13/001	M	63	04-01-13	7+	CHILD DIED BEFORE COLLECTION			N	N	Y	DIED	111
17	KASUR	KASUR	PB/32/13/006	F	144	04-01-13	7+	14-02-13	16-02-13	NVI	N	N	Y	Y	111
18	OKARA	OKARA	PB/34/13/006	M	24	24-01-13	7+	06-02-13	08-02-13	NVI	Y	Y	N	Y	91
19	RAJANPUR	RAJANPUR	PB/82/13/011	F	6	10-01-13	7+	01-03-13	02-03-13	EV	N	Y	Y	Y	105
20	GHOTKI	GHOTKI	SD/42/13/003	F	30	13-01-13	7+	18-01-13		NVI	Y	Y	Y	DIED	102
21	KAMBAR	WARAH	SD/55/13/006	M	96	01-01-13	7+	LATE NOTIFICATION			N	Y	Y		114
22	KHIKAMARI	KAMARI	SD/67/13/001	M	18	10-01-13	1	LATE NOTIFICATION			Y	Y	Y	Y	105
23	THATTA	SUJAWAL	SD/22/13/001	M	1	02-01-13	1	09-01-13	31-01-13	NVI	N	N	Y	DIED	113
24	LAKKIMRWT	LAKKIMRWT	KP/62/13/008	F	120	17-01-13	7+	01-03-13	02-03-13		Y	N	Y		98
25	BAGH	BAGH	AJ/50/13/001	M	80	23-01-13	7+	17-02-13	18-02-13	NVI	N	N	Y		92
26	KHYBER	JAMRUD	FT/34/13/002	F	24	18-01-13	7+	LATE NOTIFICATION			N	Y	Y		97

€ Based on recall of parents  
\* Afp.rec Data as of 25-04-2013

60 days Follow-up not done

FUP = Residual Weakness at 60 days follow up.