



**World Health
Organization**

**Weekly
AFP Surveillance Update
Pakistan**

Week 16 (*Ended on 20th April, 2013*)

***National Surveillance Cell
Federal EPI***

World Health Organization Country Office,
Chak Shahzad, Park Road,
Islamabad, Pakistan

Tel: +92-51 9255123 / 9255282 /9255184

Fax: +92-51 9255274

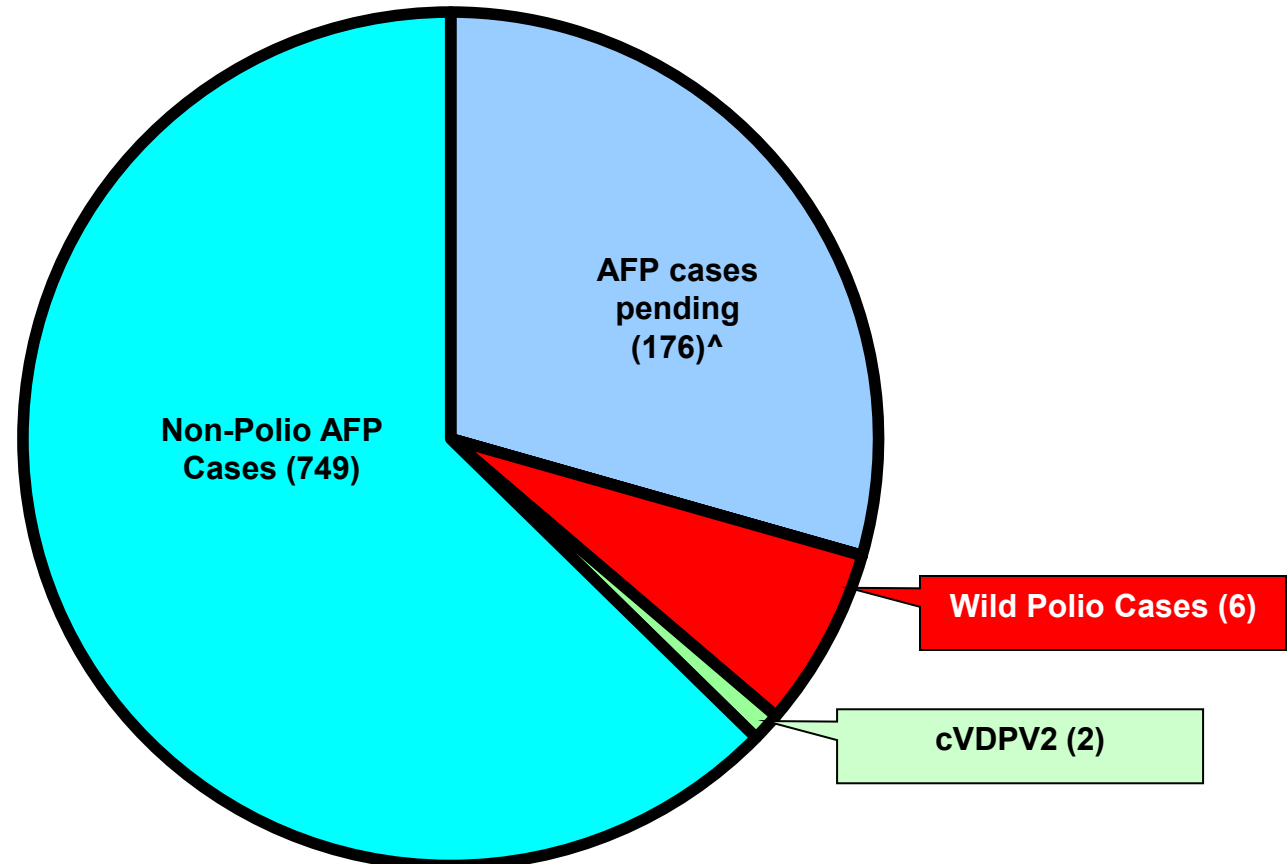
Email: epidata@pak.emro.who.int

Web site: www.whopak.org

AFP Surveillance



AFP Case Profile, 2013*



Total AFP Cases Reported = 933

[^]19 Inadequate cases pending classification by ERC;
[^]45 Inadequate cases not due for FUP
[^]112 Pending in the Lab

13 cases of 2012 are pending

* Afp.rec Data as of 18-04-2013

Comparison of polio cases by province/region 2012§ & 2013*

| Region/ Province | No. of polio cases | | No. of infected districts/towns | | Last polio case |
|---------------------------|--------------------|----------|---------------------------------|----------|------------------|
| | 2012 | 2013 | 2012 | 2013 | |
| Khyber Pakhtunkhwa | 4 | 3 | 4 | 3 | 12-Feb-13 |
| FATA / FR Areas | 7 | - | 2 | - | 10-Nov-12 |
| Sindh | 2 | 2 | 2 | 2 | 22-Mar-13 |
| Balochistan | 2 | - | 1 | - | 30-Nov-12 |
| Punjab | 1 | 1 | 1 | 1 | 7-Feb-13 |
| Pakistan | 16 | 6 | 10 | 6 | 22-Mar-13 |

Five additional districts/town declared infected based on environmental samples 2013

Total polio cases of 2012 are 58

* Afp.rec Data as of 18-04-2013

§Based on date of onset

Table 2: LAB Update 2013*

| Month of Onset | AFP Cases | No virus isolated | Cases Under Process | | Isolated Viruses from stools | | | | | | |
|-----------------|-------------|-------------------|---------------------|----------|------------------------------|----------|------------|------------|----------|------------------------|-------------|
| | | | Culture | ITD | Vaccine viruses | | NPEV | | Wild | Results within 14 days | |
| | | | n | n | n | % | n | % | n | n | % |
| January | 334 | 275 | 0 | 0 | 19 | 6 | 38 | 11% | 2 | 334 | 100% |
| February | 329 | 285 | 0 | 0 | 15 | 5 | 26 | 8% | 3 | 329 | 100% |
| March | 302 | 240 | 6 | 0 | 6 | 2 | 49 | 16% | 1 | 296 | 98% |
| April | 93 | 28 | 59 | 0 | 0 | 0 | 6 | 6% | 0 | 34 | 37% |
| Pakistan | 1058 | 828 | 65 | 0 | 40 | 4 | 119 | 11% | 6 | 993 | 94% |

* Data as of 22-04-2013

Table 3: Urgent Pending Cases*

| S. No. | District | Tehsil | Epid | Onset | Age | Sex | OPV doses | Date of last OPV dose | Urgent | | LAB NO. | Date of first stool collection | Culture-update |
|--------|----------|----------|-------------|----------|-----|-----|-----------|-----------------------|----------|----------------|---------|--------------------------------|----------------|
| | | | | | | | | | By Field | ¥ NSC Criteria | | | |
| 1 | PESHAWAR | PESHAWAR | NW30/13/015 | 5-Apr-13 | 24 | F | 3 | 26-Mar-13 | Y | N | 1307 | 11-Apr-13 | UP |

UP= Under process

* Data as of 22-04-2013

¥ NSC Criteria = Fever , Rapid Progress, Age < 48 months and OPV Doses < 7

€ Based on recall of parents

Table 4: List of samples pending for ITD*

| S. No. | DISTRICT / AGENCY / TOWN | TEHSIL / TALUKA | EPID | DONSET | AGE (m) | SEX | OPV Doses€ | Date of last OPV dose | Urgent by Field | ¥ NSC Criteria | LAB NO. | Date of first stool collection | rRT-PCR |
|--------|--------------------------|-----------------|--------------|-----------|---------|-----|------------|-----------------------|-----------------|----------------|---------|--------------------------------|---------|
| 1 | WAZIR-N | MIR ALI | FT/64/13/003 | 31-Mar-13 | 9 | M | 0 | NIL | N | N | 1271 | 8-Apr-13 | SL3 |

Waiting for rRTPCR for VDPVs

* Data as of 22-04-2013

¥ Fever, Rapid Progression, Age < 48months & Doses < 7

€ Based on recall of parents

Summary of Laboratory data for Environmental Surveillance- Pakistan (Jan 2011 to date)

Report for Epidemiological Week = 16 (14– 20 April, 2013)

| Site No. | Site | Total Samples | 2011 | 2012 | 2013 | Epidemiological Weeks | | | | | | | | | | | | | | | | | | | | | | | | | | | | | | | | | | | | | | | | | | | | | | | | | | | | | | | |
|---------------------------|---------------------------------|---------------|------|------|------|-----------------------|-----|----|----|--|--|--|--|--|--|--|--|--|------|--|--|--|--|--|--|--|--|--|--|--|--|------|--|--|--|--|--|--|--|--|--|--|--|--|--|--|--|--|--|--|--|--|--|--|--|--|--|--|--|--|--|
| | | | | | | 2011 | | | | | | | | | | | | | 2012 | | | | | | | | | | | | | 2013 | | | | | | | | | | | | | | | | | | | | | | | | | | | | | |
| Punjab | | | | | | 204 | 51 | 30 | 1 | | | | | | | | | | | | | | | | | | | | | | | | | | | | | | | | | | | | | | | | | | | | | | | | | | | | |
| LAHORE | | | | | | | | | | | | | | | | | | | | | | | | | | | | | | | | | | | | | | | | | | | | | | | | | | | | | | | | | | | | | |
| 1 | LHR-Gulshan Raii Station | 27 | 5 | 5 | | | | | | | | | | | | | | | | | | | | | | | | | | | | | | | | | | | | | | | | | | | | | | | | | | | | | | | | | |
| 2 | LHR-Multan Road Station | 27 | 7 | 6 | | | | | | | | | | | | | | | | | | | | | | | | | | | | | | | | | | | | | | | | | | | | | | | | | | | | | | | | | |
| 3 | LHR-Outfall Pump Station | 27 | 7 | 7 | | | | | | | | | | | | | | | | | | | | | | | | | | | | | | | | | | | | | | | | | | | | | | | | | | | | | | | | | |
| MULTAN | | | | | | | | | | | | | | | | | | | | | | | | | | | | | | | | | | | | | | | | | | | | | | | | | | | | | | | | | | | | | |
| 4 | Multan-Soraj Miani, SM-1 | 27 | 9 | 1 | | | | | | | | | | | | | | | | | | | | | | | | | | | | | | | | | | | | | | | | | | | | | | | | | | | | | | | | | |
| 5 | Multan-Ali Town, AT-1 | 27 | 6 | 2 | | | | | | | | | | | | | | | | | | | | | | | | | | | | | | | | | | | | | | | | | | | | | | | | | | | | | | | | | |
| 6 | Multan-Kotla A. Fateh, KF-1 | 27 | 6 | 1 | | | | | | | | | | | | | | | | | | | | | | | | | | | | | | | | | | | | | | | | | | | | | | | | | | | | | | | | | |
| RAWALPINDI | | | | | | | | | | | | | | | | | | | | | | | | | | | | | | | | | | | | | | | | | | | | | | | | | | | | | | | | | | | | | |
| 7 | RWP-Safdarabad, SA-1 | 27 | 11 | 7 | | | | | | | | | | | | | | | | | | | | | | | | | | | | | | | | | | | | | | | | | | | | | | | | | | | | | | | | | |
| FAISALABAD | | | | | | | | | | | | | | | | | | | | | | | | | | | | | | | | | | | | | | | | | | | | | | | | | | | | | | | | | | | | | |
| 8 | COMPOSITE SITE, Pump Station | 8 | 0 | 1 | 1 | | | | | | | | | | | | | | | | | | | | | | | | | | | | | | | | | | | | | | | | | | | | | | | | | | | | | | | | |
| 9 | Ismail City Road | 7 | 0 | 0 | | | | | | | | | | | | | | | | | | | | | | | | | | | | | | | | | | | | | | | | | | | | | | | | | | | | | | | | | |
| Sindh | | | | | | 194 | 46 | 34 | 1 | | | | | | | | | | | | | | | | | | | | | | | | | | | | | | | | | | | | | | | | | | | | | | | | | | | | |
| GULSHAN-E-HQBAL | | | | | | | | | | | | | | | | | | | | | | | | | | | | | | | | | | | | | | | | | | | | | | | | | | | | | | | | | | | | | |
| 10 | KHI-Gi-Chakora Nulla | 27 | 6 | 3 | | | | | | | | | | | | | | | | | | | | | | | | | | | | | | | | | | | | | | | | | | | | | | | | | | | | | | | | | |
| 11 | KHI-Gi-Rashid Minhas Rd | 27 | 8 | 1 | | | | | | | | | | | | | | | | | | | | | | | | | | | | | | | | | | | | | | | | | | | | | | | | | | | | | | | | | |
| GADDAAP | | | | | | | | | | | | | | | | | | | | | | | | | | | | | | | | | | | | | | | | | | | | | | | | | | | | | | | | | | | | | |
| 12 | KHI-Gadgaap-Composite site | 27 | 11 | 6 | | | | | | | | | | | | | | | | | | | | | | | | | | | | | | | | | | | | | | | | | | | | | | | | | | | | | | | | | |
| 13 | KHI-Gadgaap-Sohrab Goth | 27 | 10 | 10 | 1 | | | | | | | | | | | | | | | | | | | | | | | | | | | | | | | | | | | | | | | | | | | | | | | | | | | | | | | | |
| BALDIA | | | | | | | | | | | | | | | | | | | | | | | | | | | | | | | | | | | | | | | | | | | | | | | | | | | | | | | | | | | | | |
| 14 | KHI-Baldia-Sajan Goth | 27 | 4 | | | | | | | | | | | | | | | | | | | | | | | | | | | | | | | | | | | | | | | | | | | | | | | | | | | | | | | | | | |
| 15 | KHI-Baldia-Composite | 27 | 7 | 1 | | | | | | | | | | | | | | | | | | | | | | | | | | | | | | | | | | | | | | | | | | | | | | | | | | | | | | | | | |
| SUKKUR | | | | | | | | | | | | | | | | | | | | | | | | | | | | | | | | | | | | | | | | | | | | | | | | | | | | | | | | | | | | | |
| 16 | SUK-Miani P.Station-Sukkur city | 12 | | 4 | | | | | | | | | | | | | | | | | | | | | | | | | | | | | | | | | | | | | | | | | | | | | | | | | | | | | | | | | |
| 17 | SUK-Makka P.Station-N.Sukkur | 11 | | 3 | | | | | | | | | | | | | | | | | | | | | | | | | | | | | | | | | | | | | | | | | | | | | | | | | | | | | | | | | |
| HYDERABAD | | | | | | | | | | | | | | | | | | | | | | | | | | | | | | | | | | | | | | | | | | | | | | | | | | | | | | | | | | | | | |
| 18 | HYD-Tulidas P. Station | 9 | | 6 | 2 | | | | | | | | | | | | | | | | | | | | | | | | | | | | | | | | | | | | | | | | | | | | | | | | | | | | | | | | |
| Khyber Pakhtunkhwa | | | | | | 54 | 19 | 20 | 5 | | | | | | | | | | | | | | | | | | | | | | | | | | | | | | | | | | | | | | | | | | | | | | | | | | | | |
| PESHAWAR | | | | | | | | | | | | | | | | | | | | | | | | | | | | | | | | | | | | | | | | | | | | | | | | | | | | | | | | | | | | | |
| 19 | PWR-Shahen Town, ST-1 | 27 | 11 | 11 | 1 | | | | | | | | | | | | | | | | | | | | | | | | | | | | | | | | | | | | | | | | | | | | | | | | | | | | | | | | |
| 20 | PWR-Lara Ma, LM-1 | 27 | 8 | 9 | 2 | | | | | | | | | | | | | | | | | | | | | | | | | | | | | | | | | | | | | | | | | | | | | | | | | | | | | | | | |
| Balochistan | | | | | | 59 | 20 | 4 | 1 | | | | | | | | | | | | | | | | | | | | | | | | | | | | | | | | | | | | | | | | | | | | | | | | | | | | |
| QUETTA | | | | | | | | | | | | | | | | | | | | | | | | | | | | | | | | | | | | | | | | | | | | | | | | | | | | | | | | | | | | | |
| 21 | Quetta-JITTAK KIRI, IT-1 | 26 | 11 | 2 | | | | | | | | | | | | | | | | | | | | | | | | | | | | | | | | | | | | | | | | | | | | | | | | | | | | | | | | | |
| 22 | Quetta-Jam-e-Safia, JS-1 | 27 | 9 | 2 | | | | | | | | | | | | | | | | | | | | | | | | | | | | | | | | | | | | | | | | | | | | | | | | | | | | | | | | | |
| 23 | Quetta-Surgu, SP-1 | 6 | | 1 | | | | | | | | | | | | | | | | | | | | | | | | | | | | | | | | | | | | | | | | | | | | | | | | | | | | | | | | | |
| Pakistan | | | | | | 511 | 136 | 88 | 30 | | | | | | | | | | | | | | | | | | | | | | | | | | | | | | | | | | | | | | | | | | | | | | | | | | | | |

- Wild poliovirus type 1 (WPV1)
- Wild poliovirus type 3 (WPV3)
- ■ Mixture WPV1 & WPV3
- No WPV Isolated
- Under process
- X Scheduled sampling, sample not collected
- No sampling scheduled

SUMMARY

Total Sites = 23

Total Samples Collected (2011-2012-2013) = 511

Total Samples with results available = 496

Total samples positive for Wild PV (2011-2012-2013) = **234** (136+88+11) (WPV1= 234)

Comparison environmental sampling results 2012-13*

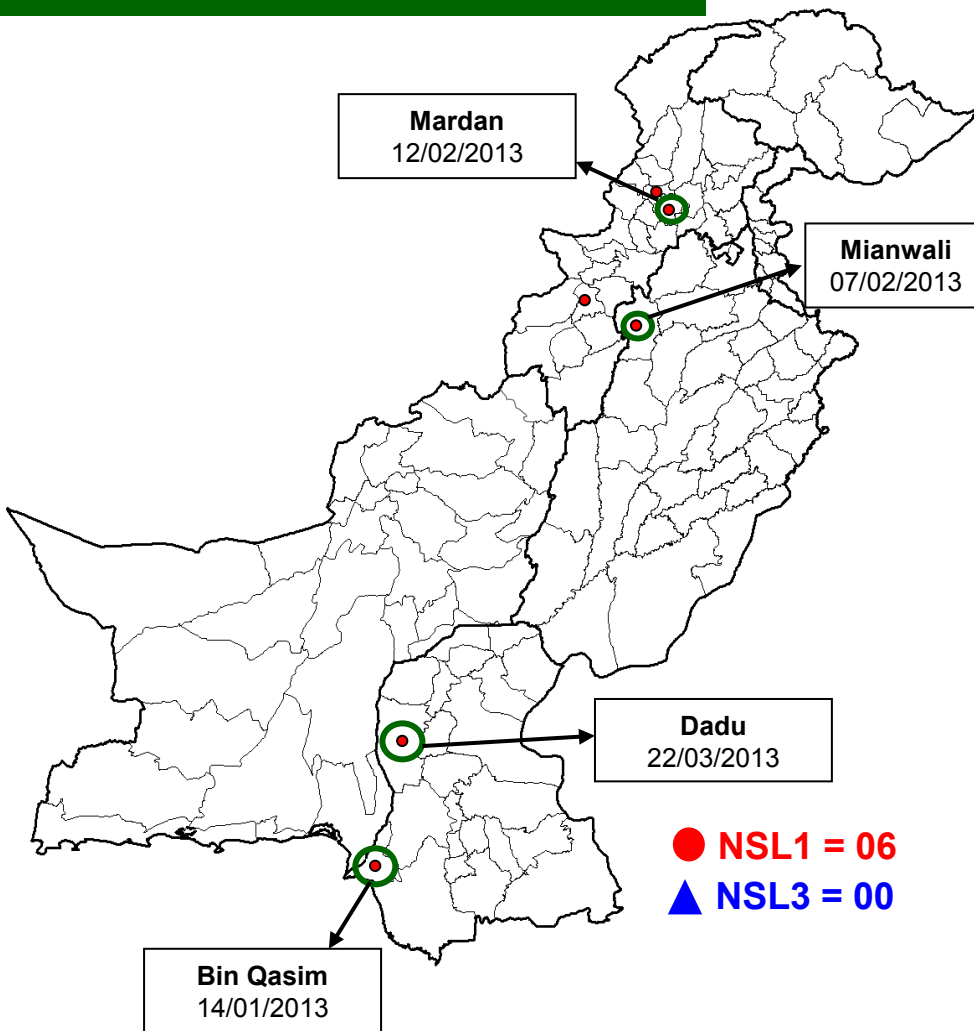
| District/ Town | 2012 | | | 2013* | | | Last Isolate |
|-------------------|--------------------------|-----------|------------|-----------|-----------|------------|------------------|
| | Total | Wild | | Total | Wild | | |
| Lahore | 9 | 6 | 67% | 9 | 0 | 0% | 20-Nov-12 |
| Multan | 8 | 3 | 38% | 8 | 0 | 0% | 18-Jun-12 |
| Rawalpindi | 3 | 2 | 67% | 2 | 0 | 0% | 24-Oct-12 |
| Faisalabad | Sampling started week 36 | | | 6 | 1 | 17% | 03-Jan-13 |
| G IQbal | 6 | 0 | 0% | 6 | 0 | 0% | 04-Oct-12 |
| Gadap | 5 | 4 | 80% | 5 | 1 | 20% | 29-Jan-13 |
| Baldia | 5 | 0 | 0% | 5 | 0 | 0% | 10-Jul-12 |
| Sukkur | Sampling started week 17 | | | 6 | 0 | 0% | 05-Sep-12 |
| Hyderabad | Sampling started week 28 | | | 3 | 3 | 100% | 11-Mar-13 |
| Peshawar | 6 | 6 | 100% | 5 | 5 | 100% | 11-Mar-13 |
| Quetta | 5 | 2 | 40% | 7 | 1 | 14% | 20-Feb-13 |
| Total | 47 | 23 | 49% | 62 | 11 | 18% | 11-Mar-13 |

* Comparison of samples till week 12 of both years with available results

Data source Polio RRL

Map1: Distribution of Wild Polio cases Pakistan 2013*

Districts/ Towns with Wild Polio cases = 6



| Province/ Country | Date of Last Case | | Number of cases 2013 | |
|------------------------|-------------------|-----------|----------------------|----|
| | P1 | P3 | P1 | P3 |
| PUNJAB | Feb, 2013 | Jun, 2010 | 1 | - |
| SINDH | Mar, 2013 | Jan, 2010 | 2 | - |
| KHYBER- PAKHTUNKHWA | Feb, 2013 | Oct, 2010 | 3 | - |
| FATA | Nov, 2012 | Apr, 2012 | - | - |
| BALUCHISTAN | Oct, 2012 | Apr, 2010 | - | - |
| AJK | - | Jun, 2000 | - | - |
| GILGIT-BALTISTAN | Aug, 2012 | - | - | - |
| ISLAMABAD | Sep, 2008 | Sep, 2008 | - | - |
| PAKISTAN | Mar, 2013 | Apr, 2012 | 6 | - |

○ District with last polio case in province

Cases randomly placed
in districts

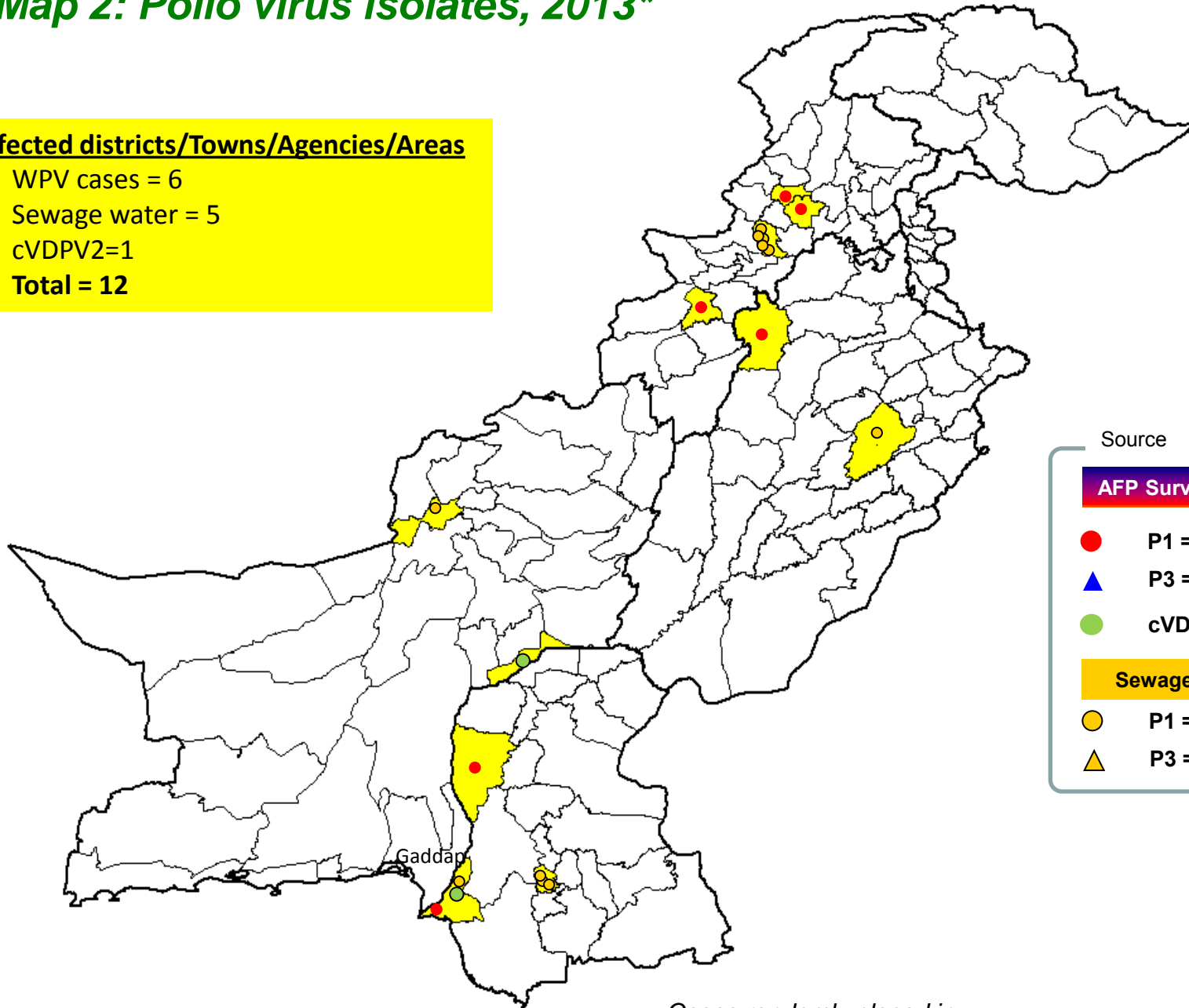
— Provincial Boundary
— Districts Boundary

* Afp.rec Data as of 18-04-2013

Map 2: Polio virus isolates, 2013*

Infected districts/Towns/Agencies/Areas

- WPV cases = 6
 - Sewage water = 5
 - cVDPV2=1
- Total = 12**



Source

AFP Surveillance

- P1 = 06
- ▲ P3 = 0
- cVDPV-2 = 2

Sewage water

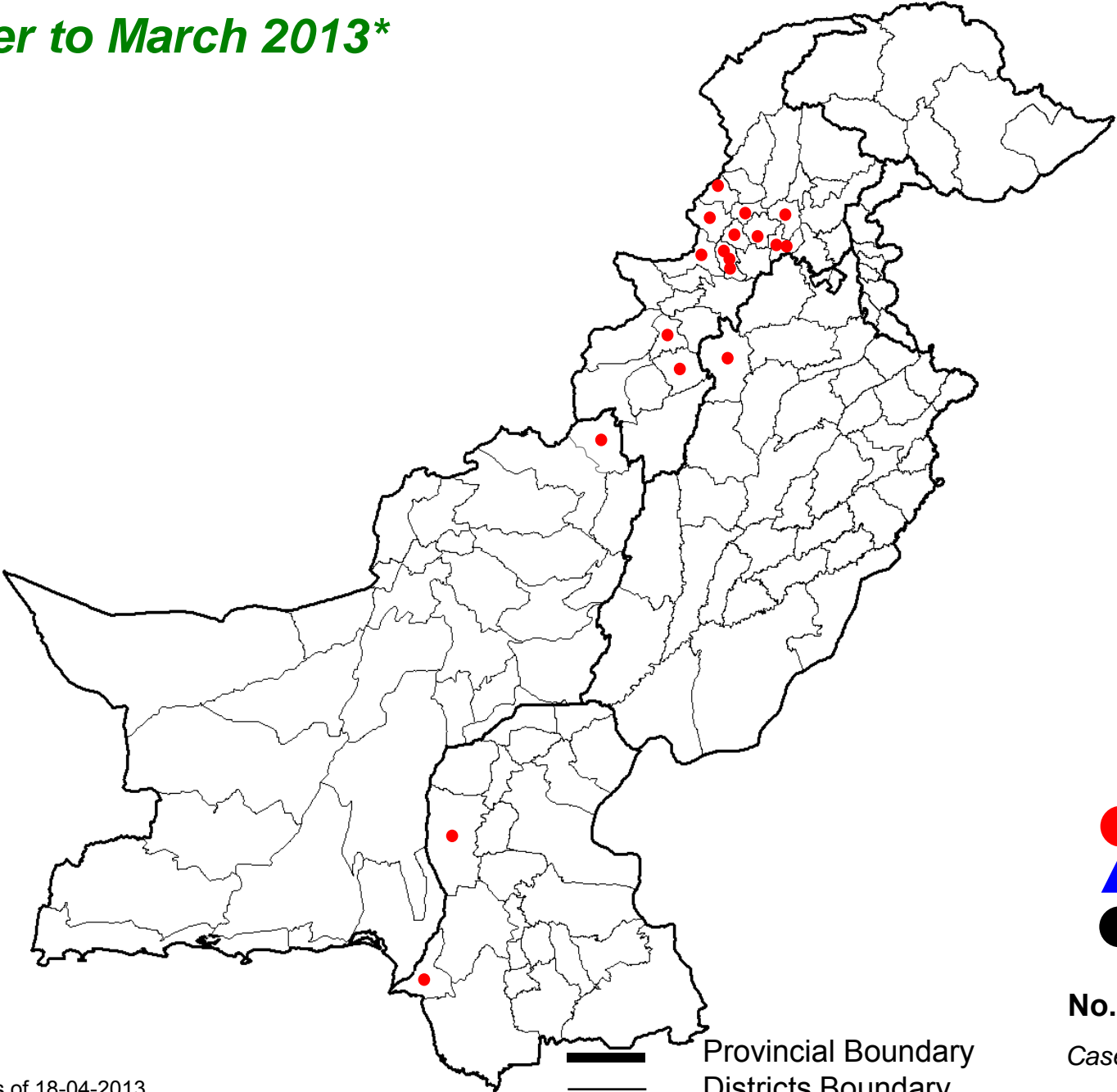
- P1 = 11
- ▲ P3 = 0

Cases randomly placed in districts

— Provincial Boundary
— Districts Boundary

* Afp.rec Data as of 18-04-2013

Map 3: Wild Polio cases in the last 6 months from October to March 2013*



- P1 Wild = 18
- ▲ P3 Wild = 00
- P1+P3 Wild = 00

No. of districts = 14

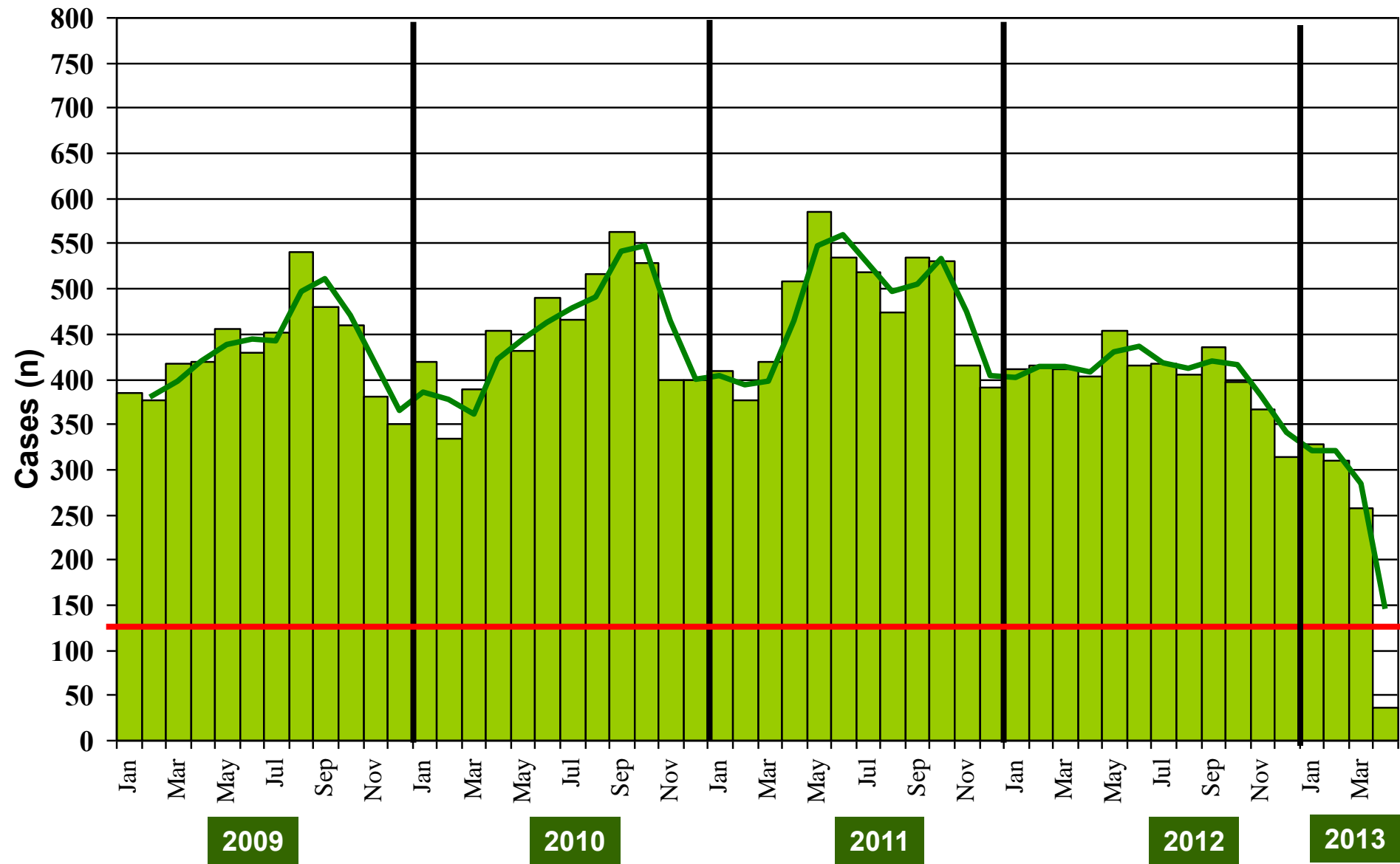
Cases randomly placed in districts

* Afp.rec Data as of 18-04-2013

**Table 5: Distribution of AFP Cases By Week of Onset ^
Pakistan 2012-2013* [Week number/Ending on]**

| PROVINCE | W 1 05 Jan 2013 | W 2 12 Jan 2013 | W 3 19 Jan 2013 | W 4 26 Jan 2013 | W 5 02 Feb 2013 | W 6 09 Feb 2013 | W 7 16 Feb 2013 | W 8 23 Feb 2013 | W 9 02 Mar 2013 | W 10 09 Mar 2013 | W 11 16 Mar 2013 | W 12 23 Mar 2013 | W 13 30 Mar 2013 | W 14 06 Apr 2013 | W 15 13 Apr 2013 |
|----------------------|-----------------------------|-----------------------------|-----------------------------|-----------------------------|-----------------------------|-----------------------------|-----------------------------|-----------------------------|-----------------------------|------------------------------|------------------------------|------------------------------|------------------------------|------------------------------|------------------------------|
| PUNJAB | 36 | 36 | 42 | 35 | 33 | 51 | 39 | 48 | 45 | 44 | 39 | 37 | 33 | 29 | 3 |
| SINDH | 12 | 17 | 15 | 16 | 10 | 20 | 19 | 17 | 22 | 17 | 12 | 22 | 10 | 7 | 2 |
| KP | 23 | 14 | 15 | 16 | 12 | 10 | 20 | 15 | 14 | 11 | 15 | 13 | 11 | 2 | 0 |
| FATA | 3 | 0 | 2 | 2 | 1 | 1 | 3 | 0 | 3 | 1 | 4 | 1 | 1 | 0 | 0 |
| BALUCHISTAN | 2 | 3 | 0 | 1 | 3 | 2 | 1 | 2 | 2 | 4 | 0 | 1 | 3 | 1 | 0 |
| AJK | 0 | 1 | 3 | 2 | 0 | 2 | 3 | 2 | 0 | 0 | 1 | 0 | 1 | 1 | 0 |
| GILGIT/ BILTISTAN | 0 | 0 | 0 | 0 | 0 | 0 | 0 | 0 | 0 | 0 | 0 | 0 | 0 | 0 | 0 |
| ISLAMABAD | 0 | 0 | 1 | 1 | 0 | 1 | 1 | 1 | 0 | 0 | 1 | 0 | 0 | 0 | 0 |
| PAKISTAN | 76 | 71 | 78 | 73 | 59 | 87 | 86 | 85 | 86 | 77 | 72 | 74 | 59 | 40 | 5 |

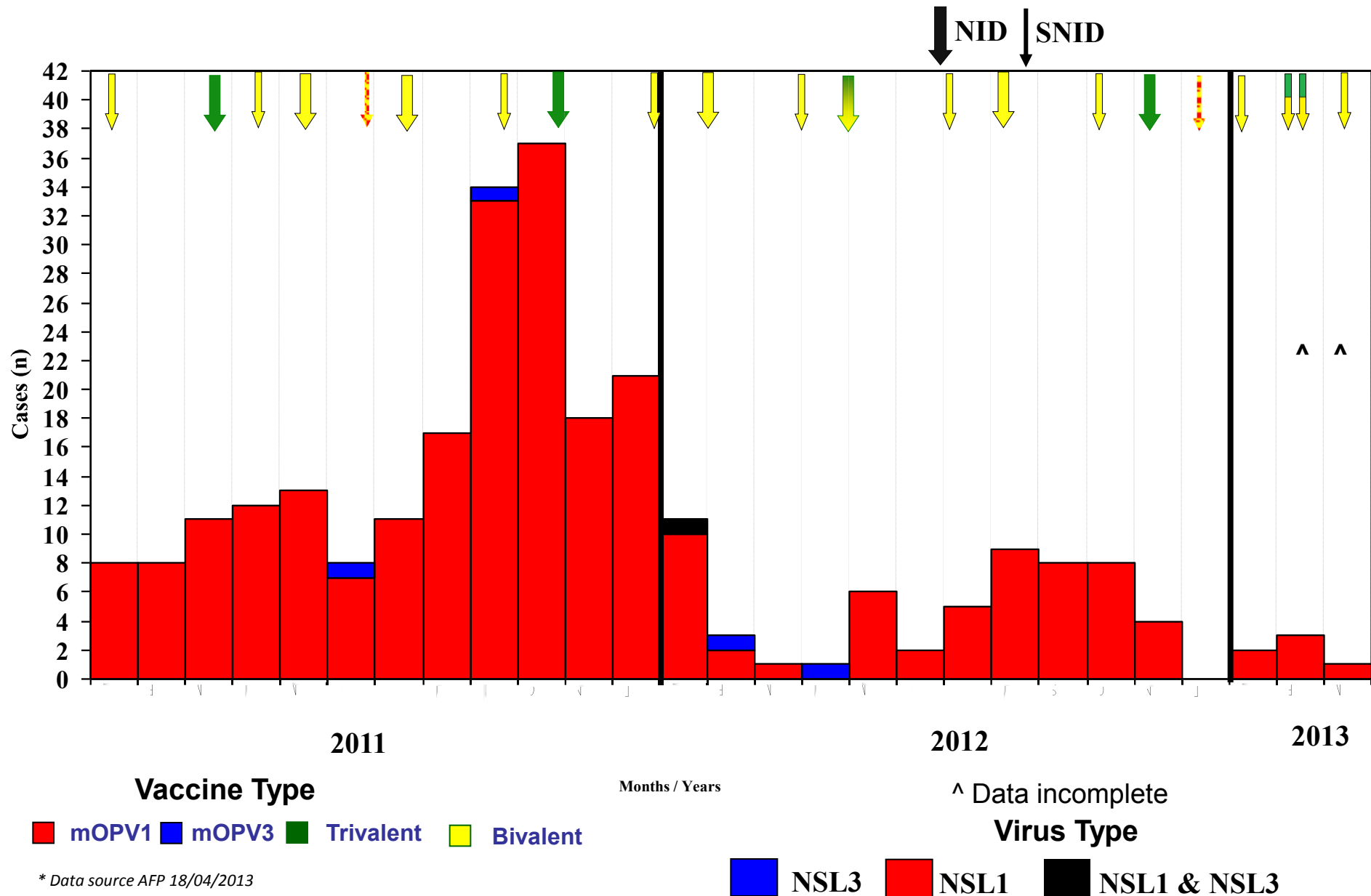
Graph 1: Distribution of AFP Cases by Month, Pakistan 2009-2013*



@ Non-polio AFP rate of 2/100,000 children < 15 years

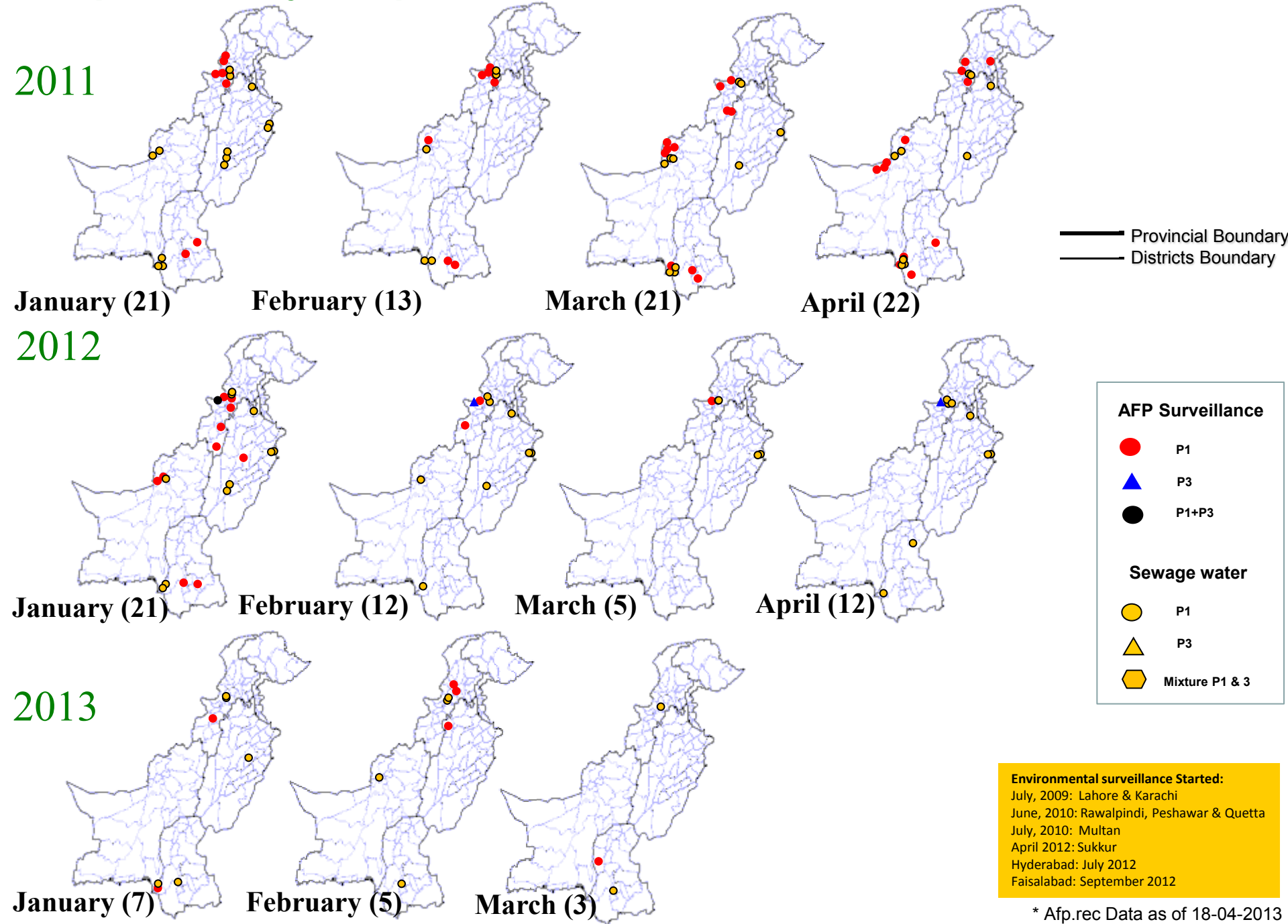
*Afp.rec Data as of 18-04-2013

Confirmed Polio Cases By Poliovirus Type, 2011-2013*

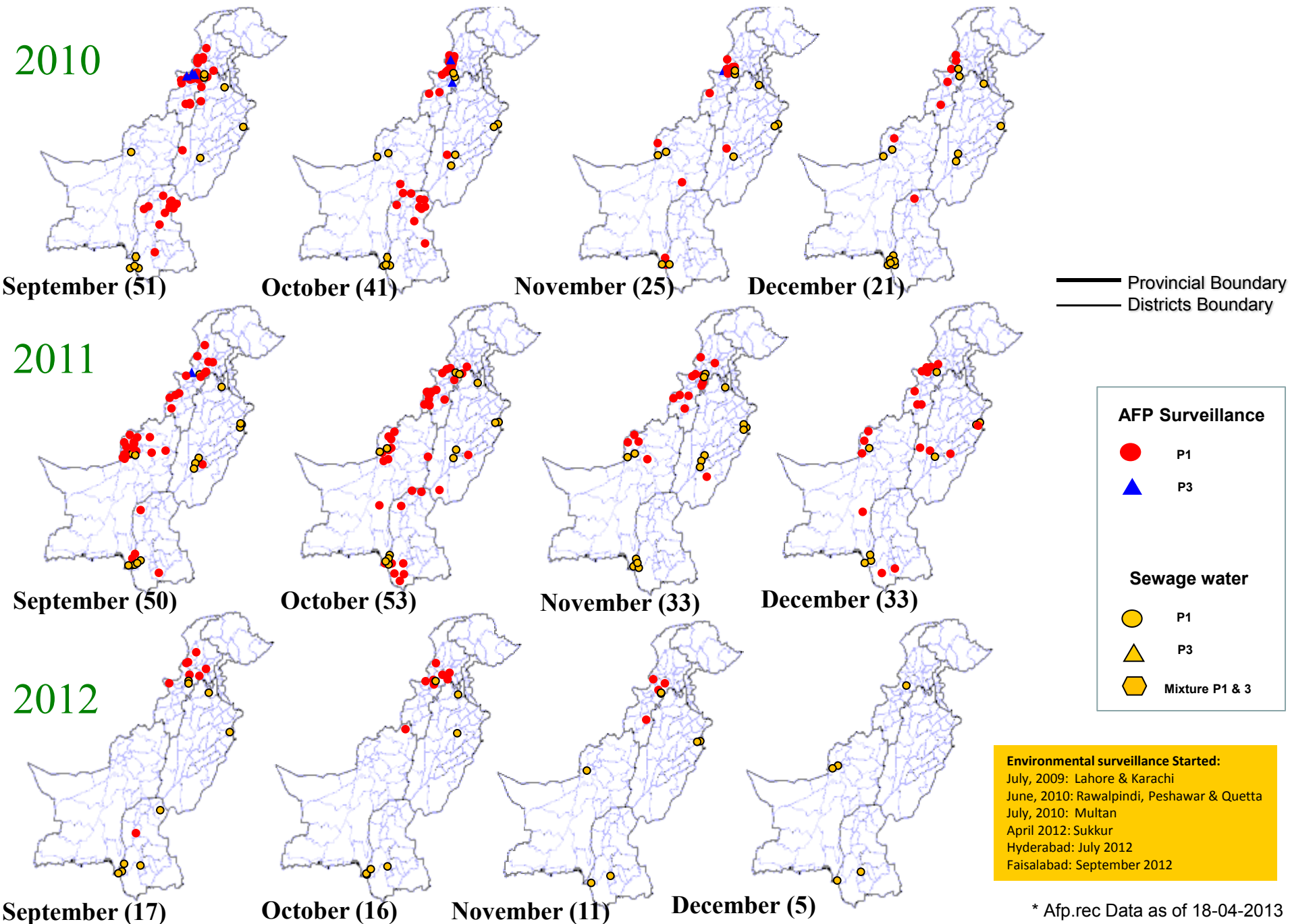


* Data source AFP 18/04/2013

Map 4: Monthly Comparison of P1 & P3 Polio Cases/Isolates 2011-2013*



Map 4.2: Monthly Comparison of P1 & P3 Polio Cases/Isolates 2010-2012*



* Afp.rec Data as of 18-04-2013

Map 4.2: Monthly Comparison of P1 & P3 Polio Cases/Isolates 2010-2012*

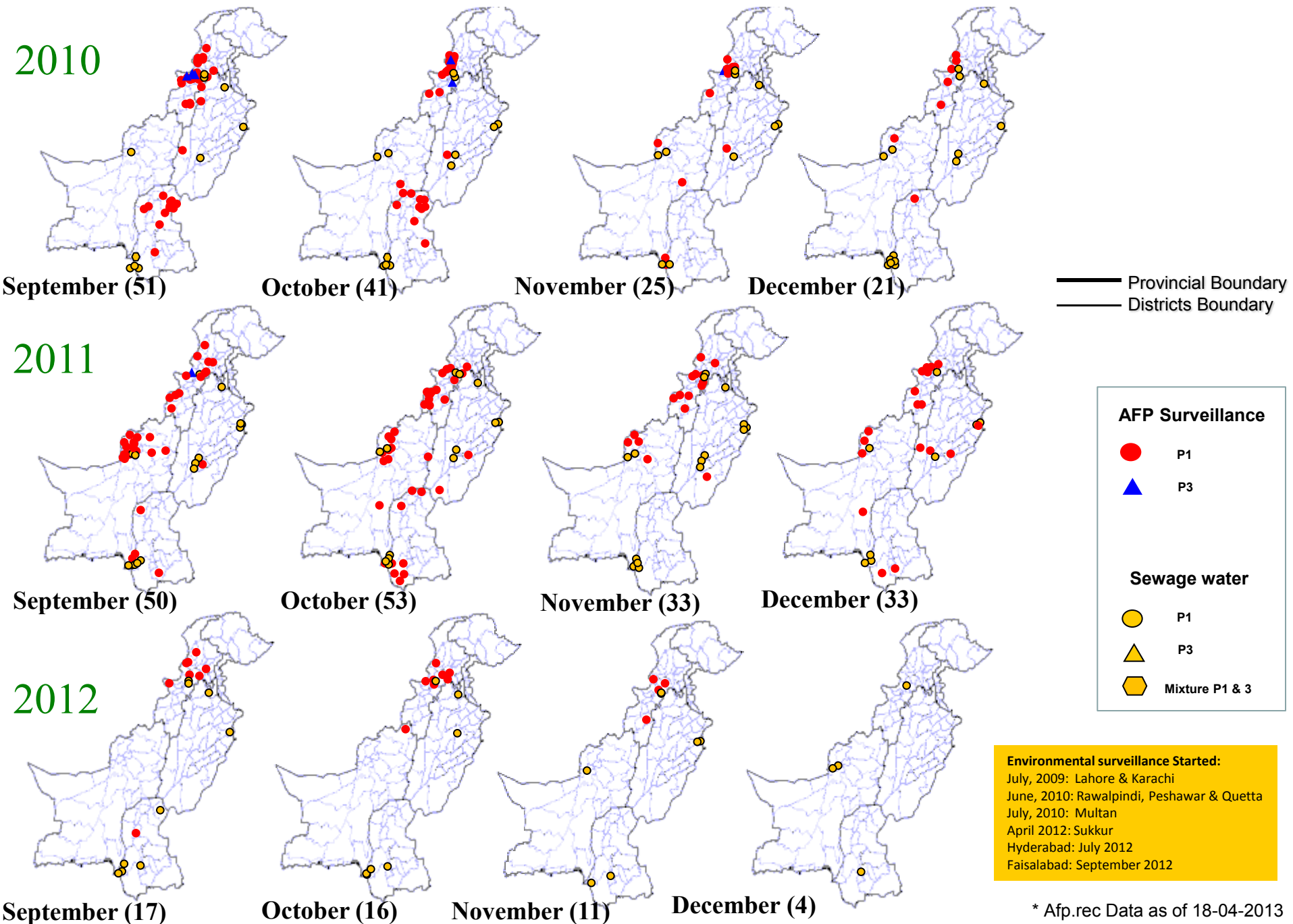
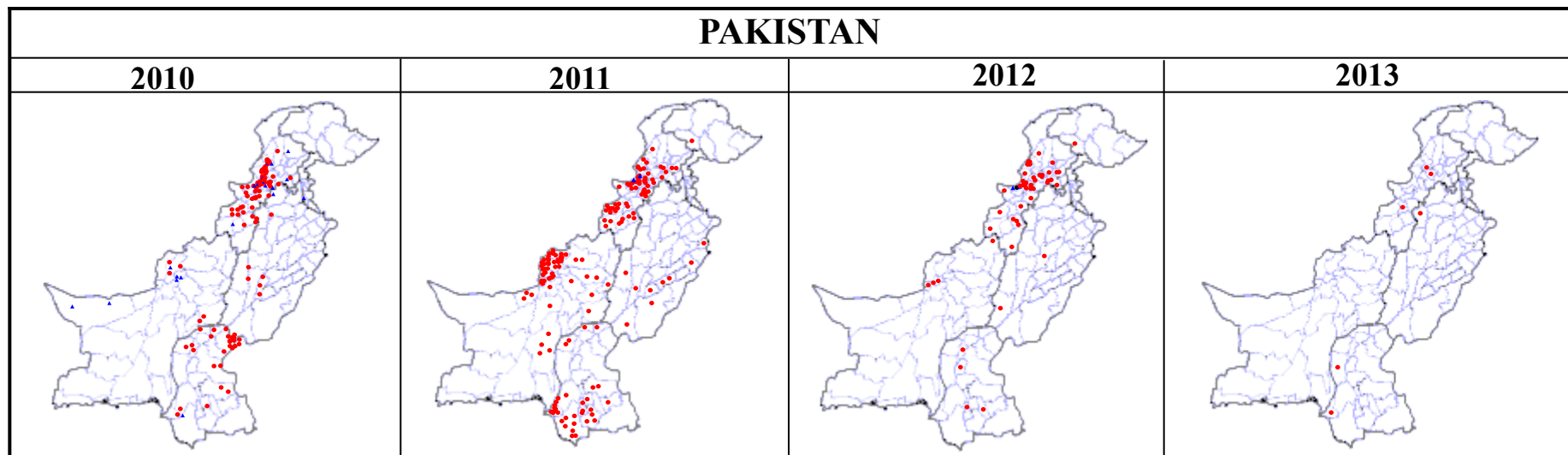


Table 6: Polio Eradication Update, Pakistan 2010-2013*

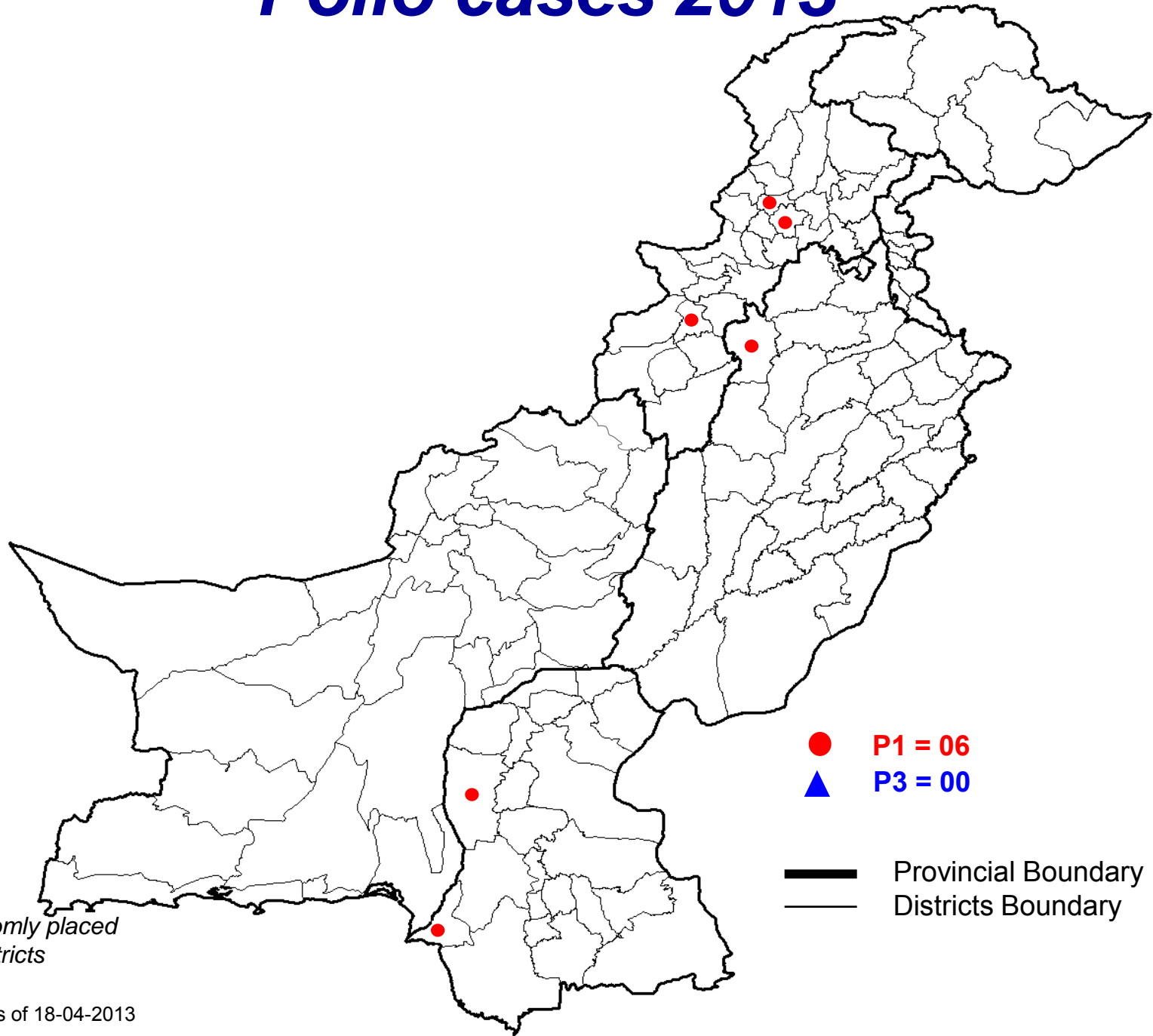
| Province/Region | Polio 1 | | | | Polio 3 | | | | Total Wild | | | |
|------------------|------------|------------|-----------|----------|-----------|----------|----------|----------|------------|------------|-----------|----------|
| | 2010 | 2011 | 2012 | 2013 | 2010 | 2011 | 2012 | 2013 | 2010 | 2011 | 2012 | 2013 |
| PUNJAB | 6 | 9 | 2 | 1 | 1 | 0 | - | - | 7 | 9 | 2 | 1 |
| SINDH | 26 | 33 | 4 | 2 | 1 | 0 | - | - | 27 | 33 | 4 | 2 |
| KP | 19 | 23 | 27 | 3 | 5 | 0 | - | - | 24 | 23 | 27 | 3 |
| FATA^ | 63 | 57 | 17 | - | 11 | 2 | 2 | - | 74 | 59 | 20^ | - |
| BALUCHISTAN | 6 | 73 | 4 | - | 6 | 0 | - | - | 12 | 73 | 4 | - |
| AJK | 0 | 0 | - | - | 0 | 0 | - | - | 0 | 0 | - | - |
| Gilgit-Baltistan | 0 | 1 | 1 | - | 0 | 0 | - | - | 0 | 1 | 1 | - |
| ISLAMABAD | 0 | 0 | - | - | 0 | 0 | - | - | 0 | 0 | - | - |
| PAKISTAN | 120 | 196 | 55 | 6 | 24 | 2 | 2 | - | 144 | 198 | 58 | 6 |

^ FATA reported mixture of NSL1 & NSL3



* Afp.rec Data as of 18-04-2013

Polio cases 2013*



*Cases randomly placed
in districts*

Table 7: Vaccination status of non polio AFP cases age 6-59 months 2010-2013*

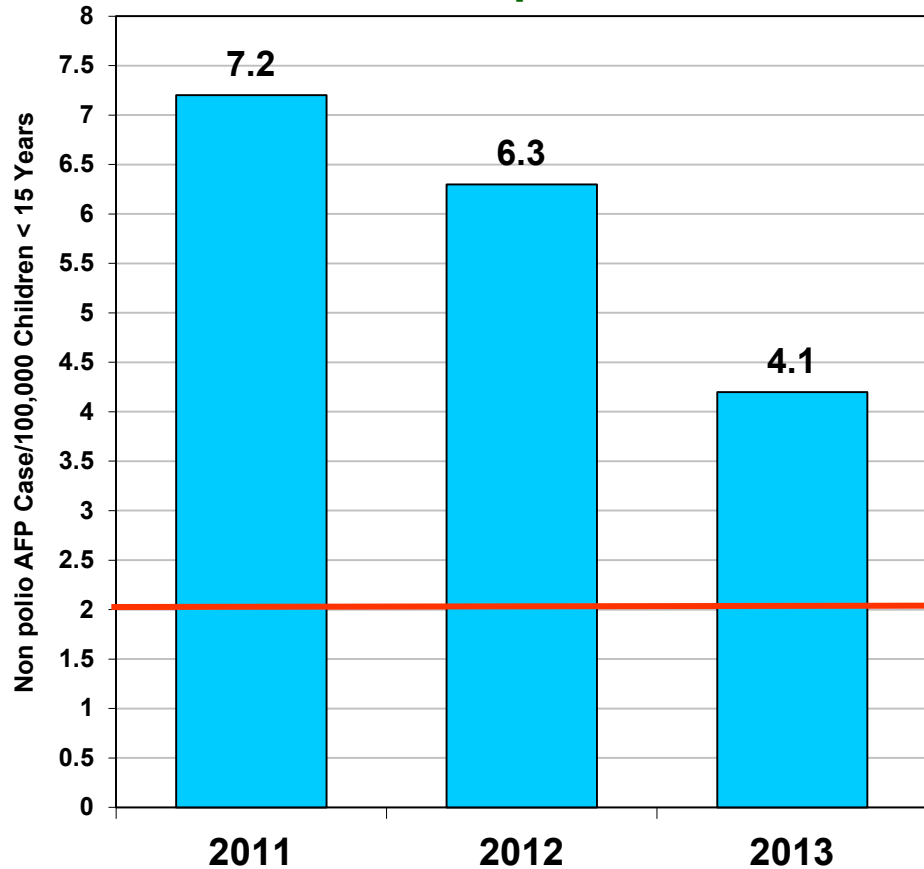
| REGION | 0 dose | | | | 1-2 doses | | | | 3 doses | | | | 4-6 doses | | | | 7+ doses | | | |
|----------------------------|------------|------------|------------|------------|------------|------------|-----------|-----------|-----------|-----------|-----------|-----------|------------|------------|------------|------------|------------|------------|------------|------------|
| | 10 | 11 | 12 | 13 | 10 | 11 | 12 | 13 | 10 | 11 | 12 | 13 | 10 | 11 | 12 | 13 | 10 | 11 | 12 | 13 |
| Central Punjab | 0% | 0% | 0% | 0% | 1% | 1% | 0% | 0% | 1% | 2% | 0% | 2% | 7% | 6% | 4% | 4% | 91% | 92% | 95% | 95% |
| North Punjab | 0% | 0% | 0% | 0% | 0% | 1% | 0% | 0% | 2% | 1% | 0% | 0% | 6% | 5% | 4% | 6% | 91% | 93% | 96% | 94% |
| South Punjab | 0% | 0% | 0% | 0% | 1% | 0% | 0% | 0% | 0% | 1% | 0% | 0% | 5% | 5% | 4% | 2% | 94% | 93% | 96% | 98% |
| PUNJAB | 0% | 0% | 0% | 0% | 1% | 1% | 0% | 0% | 1% | 1% | 0% | 1% | 6% | 5% | 4% | 3% | 92% | 93% | 96% | 96% |
| Karachi | 2% | 4% | 1% | 0% | 0% | 1% | 1% | 4% | 3% | 0% | 2% | 0% | 7% | 6% | 6% | 9% | 88% | 88% | 90% | 87% |
| North Sindh | 0% | 0% | 0% | 0% | 1% | 1% | 0% | 0% | 0% | 0% | 1% | 0% | 4% | 5% | 4% | 0% | 95% | 94% | 95% | 100% |
| South Sindh | 0% | 1% | 0% | 0% | 1% | 1% | 1% | 2% | 1% | 0% | 2% | 0% | 9% | 6% | 4% | 7% | 89% | 93% | 93% | 91% |
| SINDH | 1% | 1% | 0% | 0% | 1% | 1% | 1% | 2% | 1% | 0% | 1% | 0% | 7% | 6% | 4% | 5% | 91% | 92% | 93% | 94% |
| Central Khyber Pakhtunkhwa | 1% | 1% | 2% | 0% | 0% | 1% | 1% | 0% | 1% | 0% | 0% | 2% | 2% | 3% | 2% | 0% | 97% | 95% | 95% | 96% |
| North Khyber Pakhtunkhwa | 2% | 1% | 2% | 0% | 1% | 2% | 2% | 6% | 2% | 1% | 2% | 0% | 6% | 7% | 9% | 6% | 89% | 90% | 85% | 85% |
| South Khyber Pakhtunkhwa | 3% | 2% | 2% | 0% | 3% | 4% | 1% | 0% | 3% | 4% | 1% | 0% | 14% | 7% | 9% | 6% | 76% | 83% | 87% | 88% |
| Khyber Pakhtunkhwa | 1% | 1% | 2% | 0% | 1% | 2% | 1% | 2% | 2% | 1% | 1% | 2% | 6% | 5% | 6% | 3% | 90% | 91% | 89% | 90% |
| FATA | 14% | 14% | 18% | 0% | 11% | 10% | 6% | 0% | 6% | 5% | 3% | 0% | 18% | 11% | 12% | 0% | 51% | 61% | 62% | 3% |
| North Balochistan | 12% | 4% | 12% | 14% | 0% | 12% | 10% | 0% | 4% | 23% | 3% | 0% | 12% | 12% | 17% | 14% | 72% | 50% | 57% | 71% |
| Quetta Block | 0% | 31% | 14% | 14% | 11% | 10% | 10% | 0% | 0% | 3% | 0% | 0% | 9% | 14% | 14% | 14% | 81% | 43% | 62% | 71% |
| Rest of Balochistan | 6% | 7% | 9% | 33% | 2% | 2% | 7% | 0% | 2% | 5% | 4% | 0% | 11% | 10% | 22% | 33% | 78% | 76% | 89% | 33% |
| BALUCHISTAN | 5% | 16% | 8% | 17% | 4% | 6% | 8% | 0% | 2% | 6% | 3% | 0% | 11% | 12% | 17% | 17% | 78% | 60% | 64% | 67% |
| PAKISTAN | 1% | 2% | 1% | 0% | 1% | 1% | 1% | 1% | 1% | 1% | 1% | 1% | 7% | 6% | 5% | 4% | 89% | 89% | 92% | 94% |

* Afp.rec Data as of 18-04-2013

Key Surveillance Indicators; 2011-2013*

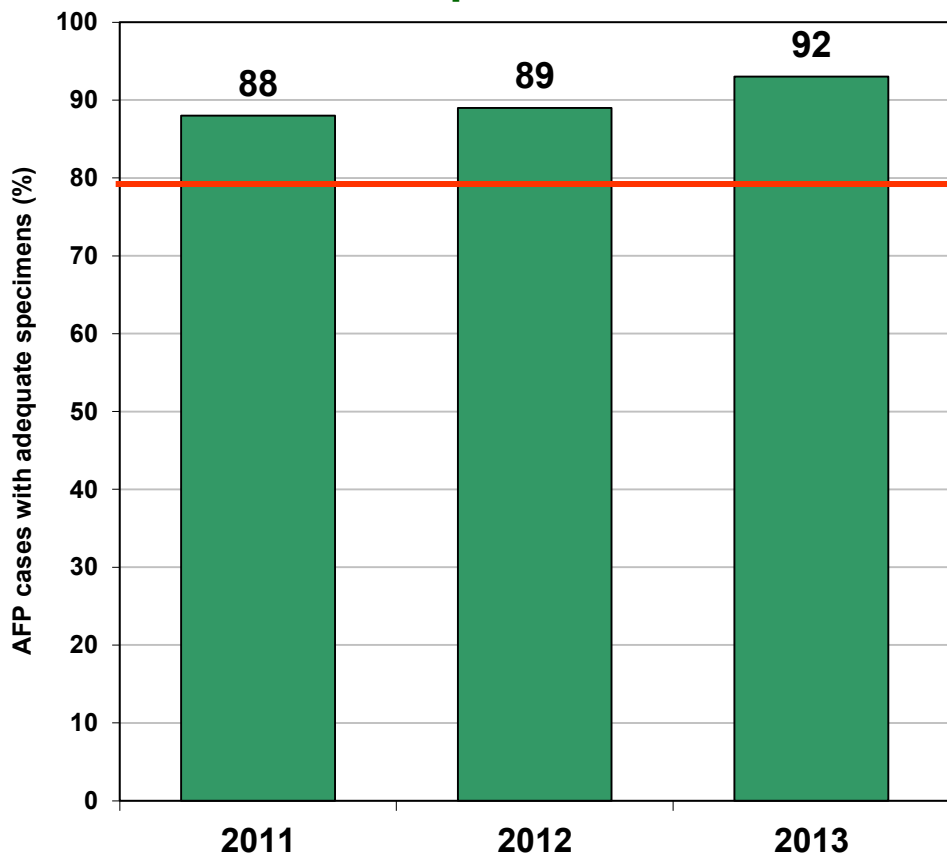
(Non polio AFP rate and % AFP cases with adequate specimens)

Graph 3



■ Non Polio AFP Rate

Graph 4



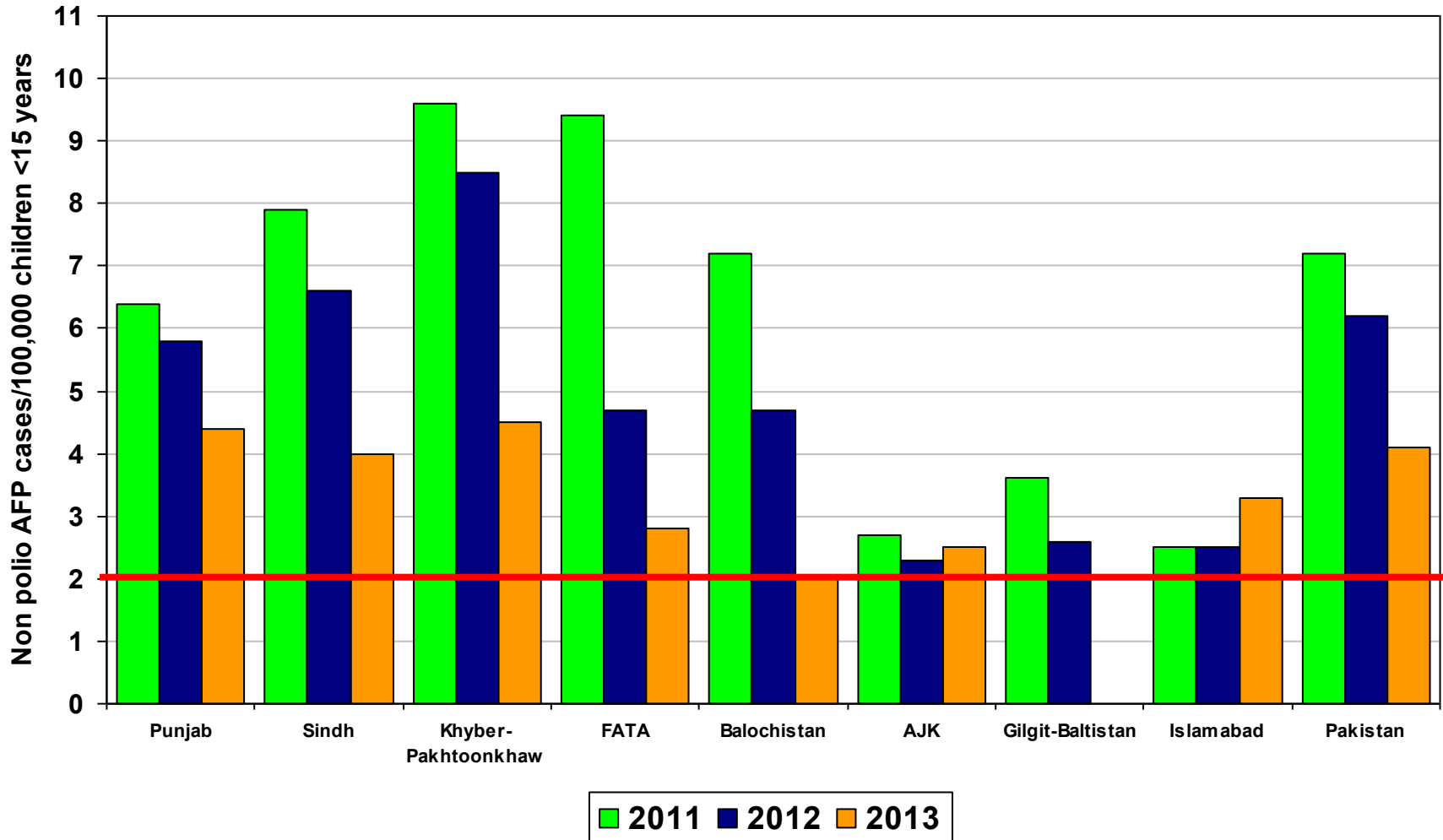
■ % AFP with Adequate Specimens

— Target

Non Polio AFP rate Up to Week No.15 ended on 13^h April, 2013

* Afp.rec Data as of 18-04-2013

Non Polio AFP Rate By Province/Regions, 2011-2013*



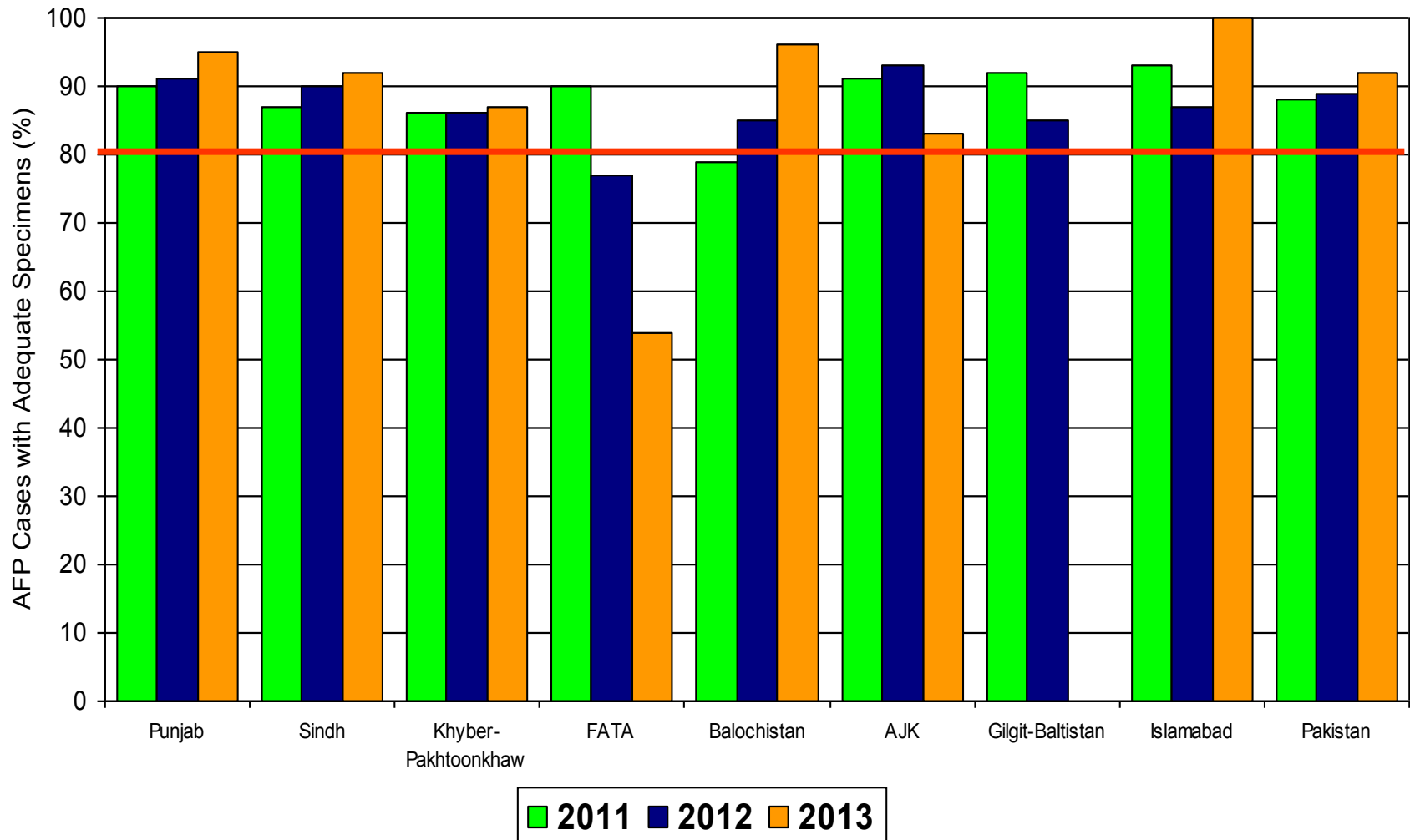
Non Polio AFP rate Up to Week No.15 ended on 13^h April, 2013



Target Non-Polio AFP Rate 2/ 100000 < 15 years of the age

* Data source AFP 18/04/2013

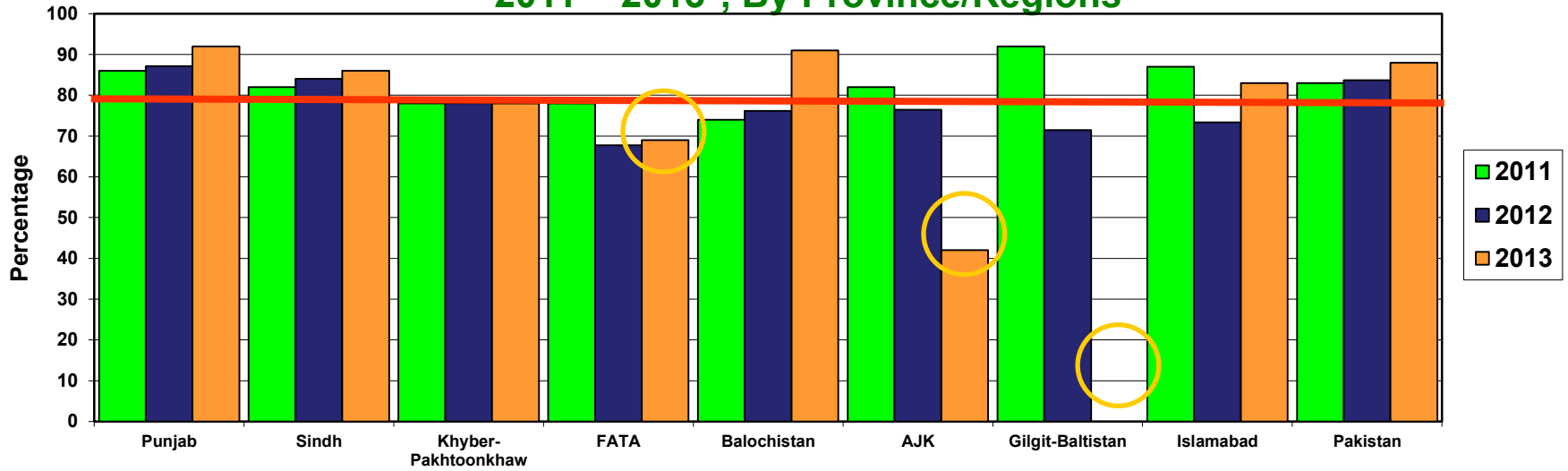
Percent AFP Cases with Adequate Specimens By Province/Regions, 2011-2013*



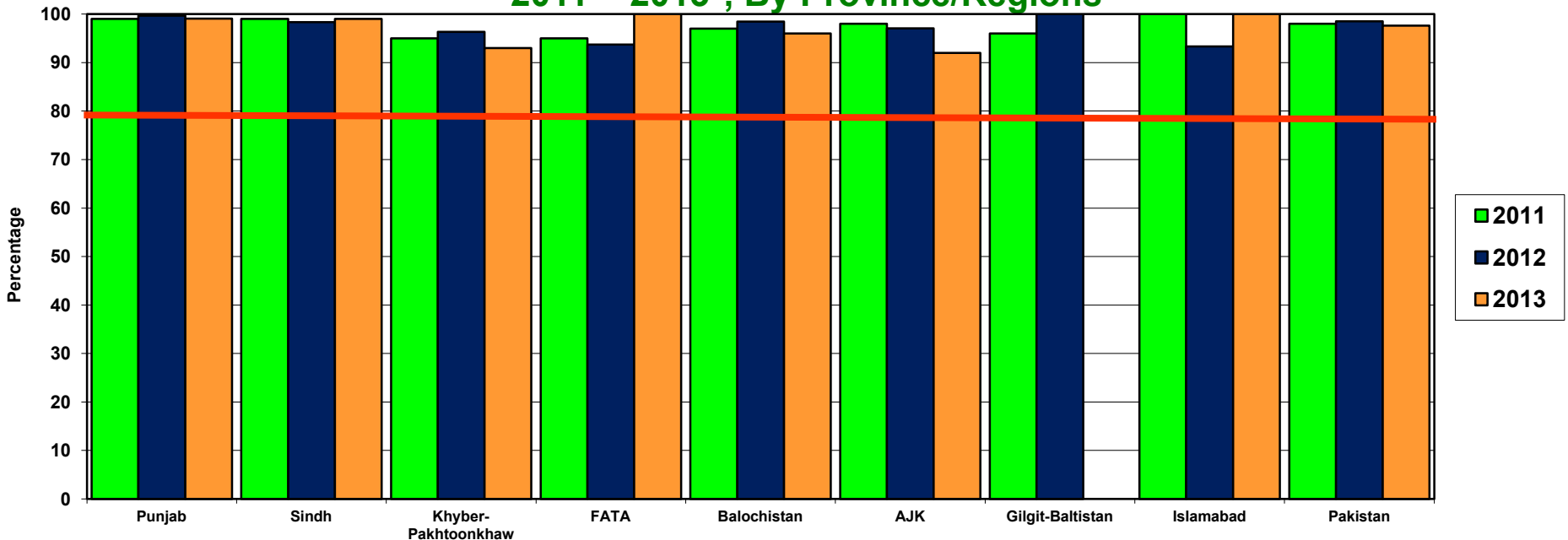
* Data source AFP 18/04/2013

Target Adequate Sample cases = 80%

**Graph 5: Percent AFP Cases Notified within 07 days of paralysis onset
2011 ~ 2013*, By Province/Regions**



**Graph 6: Percent AFP Cases Investigated within 48 hours of notification
2011 ~ 2013*, By Province/Regions**



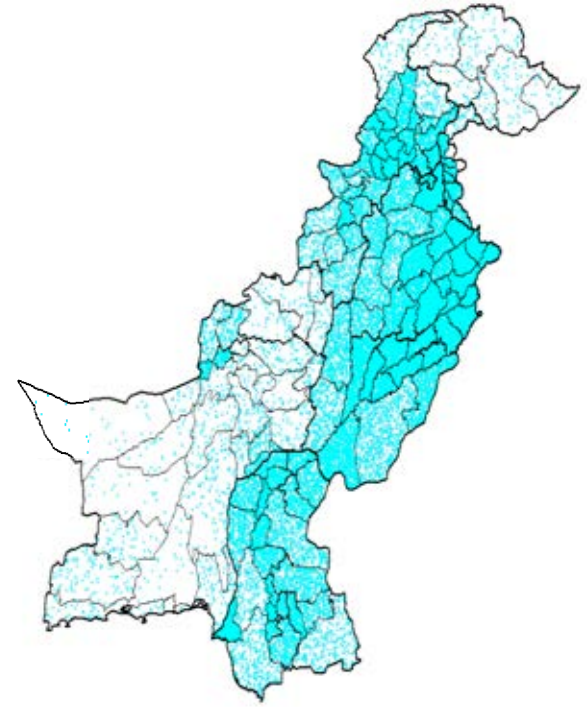
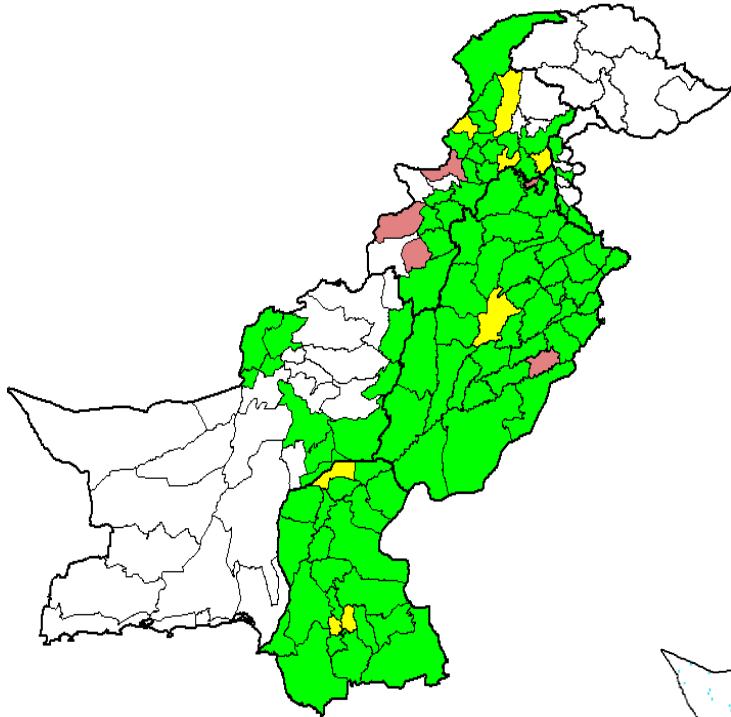
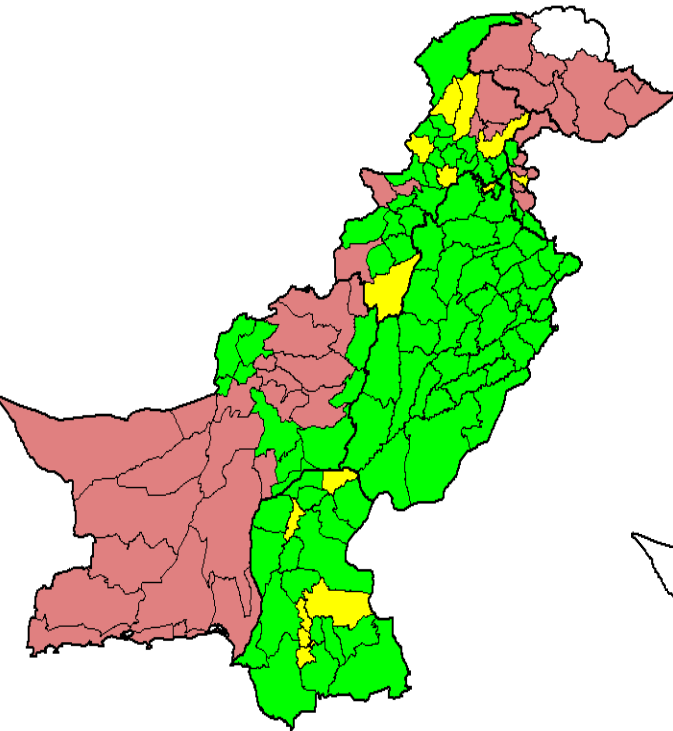
* Afp.rec Data as of 18-04-2013

— Target

**Non-Polio AFP Rate by District
2013***

**Percent AFP Cases with Adequate
Specimens,
By District – 2013***

Population density



- 0.00 - 0.99
- 1 - 1.99
- ≥ 2
- 0% - 59 %
- 60% - 79%
- ≥ 80 %
- No AFP Case reported

Non Polio AFP rate Up to Week No.15 ended on 13^h April, 2013

* Data source AFP 18/04/2013

● 2000 children under 15 years of age

Table 8.1: AFP CASES PENDING FOR CLASSIFICATION WITH DATE OF ONSET MORE THAN 90 DAYS* 2012-2013

| S. No | DISTRICT | TEHSIL | EPID | SEX | AGE | DONSET | DOSESE€ | DSTOOL1 | DSTOOL2 | LAB | FEVER | ASYM | PROG | FUP | PEND (DAYS) |
|-------|----------|--------------|--------------|-----|-----|----------|---------|------------------------------|----------|-----|-------|------|------|------|-------------|
| 1 | CHITRAL | CHITRAL | NW/21/12/005 | M | 216 | 12-06-12 | 7+ | 26-06-12 | 27-06-12 | | Y | UK | UK | | 310 |
| 2 | HANGU | HANGU | NW/54/12/011 | F | 144 | 17-07-12 | 7+ | 23-07-12 | | EV | Y | N | Y | DIED | 275 |
| 3 | KHYBER | BARA | NW/34/12/020 | F | 22 | 18-03-12 | 0 | LATE NOTIFICATION | | | Y | Y | Y | Y | 396 |
| 4 | KOHISTAN | DASSU | NW/13/12/003 | F | 31 | 17-01-12 | 4 | LATE NOTIFICATION | | | Y | Y | Y | Y | 457 |
| 5 | KURRAM | LOWER KURRAM | NW/52/12/006 | F | 24 | 18-01-12 | 2 | 18-02-12 | 19-02-12 | NVI | N | Y | Y | Y | 456 |
| 6 | MOHMAND | SAFI | NW/35/12/018 | F | 84 | 01-12-12 | 7+ | | | | N | N | N | Y | 138 |
| 7 | PESHAWAR | PESHAWAR | NW/30/12/038 | M | 64 | 08-05-12 | 7+ | 29-05-12 | 30-05-12 | | N | N | Y | DIED | 345 |
| 8 | PESHAWAR | PESHAWAR | NW/30/12/097 | M | 30 | 27-12-12 | 7+ | CHILD DIED BEFORE COLLECTION | | | Y | Y | Y | DIED | 112 |
| 9 | SWABI | SWABI | NW/41/12/084 | M | 180 | 14-12-12 | 7+ | 18-12-12 | | EV | N | Y | Y | Y | 125 |
| 10 | SWABI | SWABI | NW/41/12/077 | M | 10 | 19-10-12 | 1 | 20-11-12 | 21-11-12 | | Y | Y | Y | Y | 181 |
| 11 | MANSEHRA | MANSEHRA | KP/14/12/020 | M | 96 | 18-06-12 | 7+ | LATE NOTIFICATION | | | Y | N | N | LOST | 304 |
| 12 | SWABI | SWABI | KP/41/12/063 | M | 12 | 22-08-12 | 7+ | CHILD DIED BEFORE COLLECTION | | | UK | UK | UK | DIED | 239 |
| 13 | SWABI | SWABI | KP/41/12/081 | F | 18 | 03-09-12 | 7+ | LATE NOTIFICATION | | | UK | UK | UK | Y | 227 |
| 14 | BAJOUR | UTMAN KHEL | FT/33/12/010 | M | 32 | 27-02-12 | 7+ | 24-03-12 | 30-03-12 | | Y | Y | Y | LOST | 416 |
| 15 | BAJOUR | UTMAN KHEL | FT/33/12/035 | F | 30 | 10-08-12 | 7+ | 05-11-12 | 06-11-12 | | N | N | UK | | 251 |
| 16 | WAZIR-N | MIR ALI | FT/64/12/012 | M | 18 | 18-08-12 | 1 | 26-08-12 | | | Y | N | Y | LOST | 243 |

2013

| S. No | DISTRICT | TEHSIL | EPID | SEX | AGE | DONSET | DOSESE€ | DSTOOL1 | DSTOOL2 | LAB | FEVER | ASYM | PROG | FUP | PEND (DAYS) |
|-------|-------------|------------|--------------|-----|-----|----------|---------|----------|----------|-----|-------|------|------|------|-------------|
| 1 | ABOTABAD | HAVALIAN | NW/10/13/003 | M | 72 | 02-01-13 | 7+ | 29-01-13 | 30-01-13 | | N | Y | Y | | 106 |
| 2 | BAJOUR | MAMUND | NW/33/13/002 | M | 10 | 04-01-13 | 7+ | 04-02-13 | 05-02-13 | NVI | N | Y | N | | 104 |
| 3 | DIRLOWER | SAMAR BAGH | NW/23/13/003 | F | 24 | 05-01-13 | 7+ | 31-01-13 | 01-02-13 | EV | Y | Y | Y | | 103 |
| 4 | KARAK | KARAK | NW/51/13/005 | F | 13 | 01-01-13 | 7+ | 15-02-13 | 17-02-13 | EV | N | Y | Y | | 107 |
| 5 | KOHAT | KOHAT | NW/50/13/002 | F | 96 | 01-01-13 | 7+ | 16-01-13 | 17-01-13 | | Y | N | Y | | 107 |
| 6 | MALAKAND | BATKHELA | NW/20/13/003 | F | 23 | 28-12-12 | 6 | 29-01-13 | 30-01-13 | | N | Y | UK | | 111 |
| 7 | MARDAN | MARDAN | NW/40/13/007 | M | 29 | 17-01-13 | 7+ | 06-02-13 | 07-02-13 | EV | Y | Y | Y | Y | 91 |
| 8 | MARDAN | TAKHT BHAI | NW/40/13/013 | M | 16 | 12-01-13 | 7+ | 03-03-13 | 04-03-13 | | N | Y | UK | | 96 |
| 9 | PESHAWAR | PESHAWAR | NW/30/13/008 | M | 96 | 15-01-13 | 7+ | 26-02-13 | 27-02-13 | | N | N | Y | | 93 |
| 10 | SWABI | LAHORE | NW/41/13/003 | M | 60 | 03-01-13 | 7+ | 29-01-13 | 30-01-13 | | N | Y | Y | | 105 |
| 11 | TANK | TANK | NW/63/13/001 | M | 85 | 02-01-13 | 7+ | 21-01-13 | 23-01-13 | | N | Y | Y | | 106 |
| 12 | DGKHAN | DGKHAN | PB/81/13/008 | F | 16 | 16-01-13 | 7+ | 07-02-13 | 09-02-13 | NVI | Y | N | Y | Y | 92 |
| 13 | HAFIZABAD | HAFIZABAD | PB/22/13/002 | M | 14 | 12-01-13 | 7+ | 28-01-13 | 29-01-13 | NVI | Y | Y | Y | Y | 96 |
| 14 | JHANG | JHANG | PB/53/13/001 | M | 63 | 04-01-13 | 7+ | | | | N | N | Y | DIED | 104 |
| 15 | KASUR | KASUR | PB/32/13/006 | F | 144 | 04-01-13 | 7+ | 14-02-13 | 16-02-13 | NVI | N | N | Y | Y | 104 |
| 16 | RAJANPUR | RAJANPUR | PB/82/13/011 | F | 6 | 10-01-13 | 7+ | 01-03-13 | 02-03-13 | EV | N | Y | Y | Y | 98 |
| 17 | GHOTKI | GHOTKI | SD/42/13/003 | F | 30 | 13-01-13 | 7+ | 18-01-13 | | NVI | Y | Y | Y | DIED | 95 |
| 18 | KHIJAMSHEED | JAMSHEED | SD/66/13/002 | M | 24 | 13-01-13 | 7+ | 29-01-13 | 30-01-13 | NVI | N | N | Y | | 95 |
| 19 | KHIKAMARI | KAMARI | SD/67/13/001 | M | 18 | 10-01-13 | 1 | | | | Y | Y | Y | | 98 |
| 20 | THATTA | SUJAWAL | SD/22/13/001 | M | 1 | 02-01-13 | 1 | 09-01-13 | 31-01-13 | NVI | N | N | Y | DIED | 106 |
| 21 | LAKKIMRWT | LAKKIMRWT | KP/62/13/008 | F | 120 | 17-01-13 | 7+ | 01-03-13 | 02-03-13 | | Y | N | Y | | 91 |

€ Based on recall of parents
* Afp.rec Data as of 18-04-2013

60 days Follow-up not done

FUP = Residual Weakness at 60 days follow up.