



**World Health
Organization**

**Weekly
AFP Surveillance Update
Pakistan**

Week 15 (*Ended on 13th April, 2013*)

***National Surveillance Cell
Federal EPI***

World Health Organization Country Office,
Chak Shahzad, Park Road,
Islamabad, Pakistan

Tel: +92-51 9255123 / 9255282 /9255184

Fax: +92-51 9255274

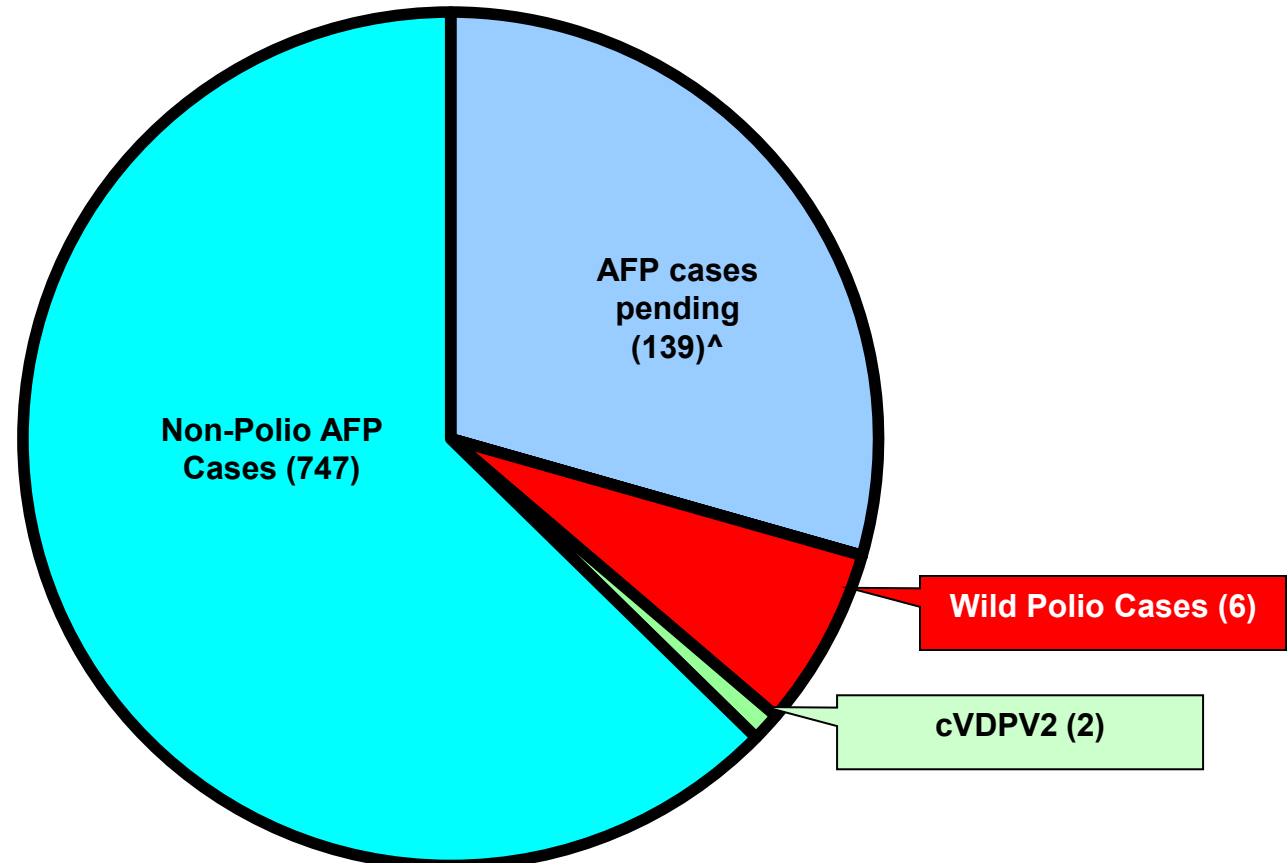
Email: epidata@pak.emro.who.int

Web site: www.whopak.org

AFP Surveillance



AFP Case Profile, 2013*



Total AFP Cases Reported = 894

[^]16 Inadequate cases pending classification by ERC;
[^]45 Inadequate cases not due for FUP
[^]78 Pending in the Lab

Comparison of polio cases by province/region 2012§ & 2013*

Region/ Province	No. of polio cases		No. of infected districts/towns		Last polio case
	2012	2013	2012	2013	
Khyber Pakhtunkhwa	4	3	4	3	12-Feb-13
FATA / FR Areas	7	-	2	-	10-Nov-12
Sindh	2	2	2	2	22-Mar-13
Balochistan	2	-	1	-	30-Nov-12
Punjab	1	1	1	1	7-Feb-13
Pakistan	16	6	10	6	22-Mar-13

Five additional districts/town declared infected based on environmental samples 2013

Total polio cases of 2012 are 58

* Afp.rec Data as of 11-04-2013

§Based on date of onset

Table 2: LAB Update 2013*

Month of Onset	AFP Cases	No virus isolated	Cases Under Process		Isolated Viruses from stools						
			Culture	ITD	Vaccine viruses		NPEV		Wild	Results within 14 days	
			n	n	n	%	n	%	n	n	%
January	335	275	1	0	19	6	38	11%	2	334	100%
February	329	284	1	0	15	5	26	8%	3	328	100%
March	295	213	32	0	5	2	44	15%	1	263	89%
April	33	2	31	0	0	0	0	0%	0	2	6%
Pakistan	992	774	65	0	39	4	108	11%	6	927	93%

* Data as of 11-04-2013

Table 3: Urgent Pending Cases*

S. No.	District	Tehsil	Epid	Onset	Age Sex		OPV doses	Date of last OPV dose	Urgent		LAB NO.	Date of first stool collection	Culture-update
									By Field	¥ NSC Criteria			
1	NANKANASAHIB	SANGLAHILL	PB/35/13/006	18/Mar/13	8	F	5	28/Oct/12	N	Y	1158	29/Mar/13	UP
2	KHINORTH	NORTH	SD/73/13/006	18/Mar/13	4	F	4	12/Mar/13	N	Y	1169	28/Mar/13	UP

UP= Under process

* Data as of 15-04-2013

¥ NSC Criteria = Fever , Rapid Progress, Age < 48 months and OPV Doses < 7

€ Based on recall of parents

Table 4: List of samples pending for ITD*

S. No.	DISTRICT / AGENCY / TOWN	TEHSIL / TALUKA	EPID	DONSET	AGE (m)	SEX	OPV Doses€	Date of last OPV dose	Urgent by Field	¥ NSC Criteria	LAB NO.	Date of first stool collection	rRT-PCR
1	LAKKIMRWT	LAKKIMRWT	NW/62/13/011	27-Feb-13	19	M	7+	25-Mar-13	N	N	1206	25-Mar-13	SL1,3

Waiting for rRTPCR for VDPVs

Inadequate Stool: Index specimen or contact positive on L20B cell line

* Data as of 15-04-2013

¥ Fever, Rapid Progression, Age < 48months & Doses < 7

€ Based on recall of parents

Summary of Laboratory data for Environmental Surveillance- Pakistan (Jan 2011 to date)

Report for Epidemiological Week = 15 (07– 13 April, 2013)

Site No.	Site	Total Samples	2011	2012	2013	Epidemiological Weeks																																																							
						2011													2012													2013																													
Punjab						204	51	30	1																																																				
LAHORE																																																													
1	LHR-Gulshan Raii Station	27	5	5																																																									
2	LHR-Multan Road Station	27	7	6																																																									
3	LHR-Outfall Pump Station	27	7	7																																																									
MULTAN																																																													
4	Multan-Soraj Miani, SM-1	27	9	1																																																									
5	Multan-Ali Town, AT-1	27	6	2																																																									
6	Multan-Kotla A. Fateh, KF-1	27	6	1																																																									
RAWALPINDI																																																													
7	RWP-Safdarabad, SA-1	27	11	7																																																									
FAISALABAD																																																													
8	COMPOSITE SITE, Pump Station	8	0	1	1																																																								
9	Ismail City Road	7	0	0																																																									
Sindh						194	46	34	1																																																				
GULSHAN-E-HQBAL																																																													
10	KHI-Gi-Chakora Nulla	27	6	1																																																									
11	KHI-Gi-Rashid Minhas Rd	27	8	1																																																									
GADDAAP																																																													
12	KHI-Gadgaap-Composite site	27	11	6																																																									
13	KHI-Gadgaap-Sohrab Goth	27	10	10	1																																																								
BALDIA																																																													
14	KHI-Baldia-Sajan Goth	27	4																																																										
15	KHI-Baldia-Composite	27	7	1																																																									
SUKKUR																																																													
16	SUK-Miani P.Station-Sukkur city	12		4																																																									
17	SUK-Makka P.Station-N.Sukkur	11		3																																																									
HYDERABAD																																																													
18	HYD-Tulidas P. Station	9		6	2																																																								
Khyber Pakhtunkhwa						54	19	20	5																																																				
PESHAWAR																																																													
19	PWR-Shahen Town, ST-1	27	11	11	1																																																								
20	PWR-Lara Ma, LM-1	27	8	9	2																																																								
Balochistan						59	20	4	1																																																				
QUETTA																																																													
21	Quetta-Jittak KIR, IT-1	26	11	2																																																									
22	Quetta-Jam-e-Safia, JS-1	27	9	2																																																									
23	Quetta-Surgu, SP-1	6		1																																																									
Pakistan						511	136	88	30																																																				

- Wild poliovirus type 1 (WPV1)
- Wild poliovirus type 3 (WPV3)
- ■ Mixture WPV1 & WPV3
- No WPV Isolated
- Under process
- X Scheduled sampling, sample not collected
- No sampling scheduled

SUMMARY

Total Sites = 23

Total Samples Collected (2011-2012-2013) = 511

Total Samples with results available = 496

Total samples positive for Wild PV (2011-2012-2013) = **234** (136+88+11) (WPV1= 234)

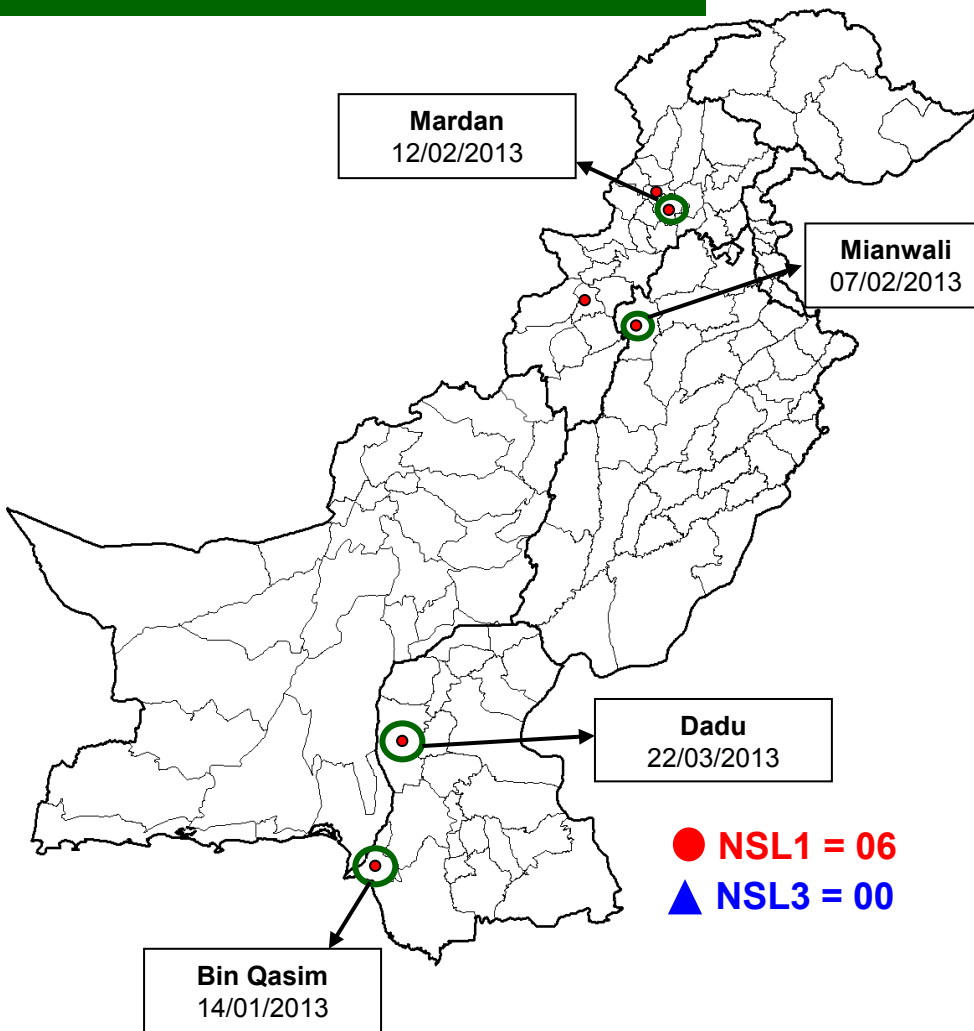
Comparison environmental sampling results 2012-13*

District/ Town	2012			2013*			Last Isolate
	Total	Wild		Total	Wild		
Lahore	8	5	63%	8	0	0%	20-Nov-12
Multan	7	3	43%	7	0	0%	18-Jun-12
Rawalpindi	2	2	100%	2	0	0%	24-Oct-12
Faisalabad	Sampling started week 36			5	1	20%	03-Jan-13
G IQbal	5	0	0%	5	0	0%	04-Oct-12
Gadap	5	4	80%	4	1	25%	29-Jan-13
Baldia	5	0	0%	5	0	0%	10-Jul-12
Sukkur	Sampling started week 17			5	0	0%	05-Sep-12
Hyderabad	Sampling started week 28			3	3	100%	11-Mar-13
Peshawar	5	5	100%	5	5	100%	11-Mar-13
Quetta	5	2	40%	5	1	20%	20-Feb-13
Total	42	21	50%	54	11	19%	11-Mar-13

* Comparison of samples till week 11 of both years with available results

Map1: Distribution of Wild Polio cases Pakistan 2013*

Districts/ Towns with Wild Polio cases = 6



Province/ Country	Date of Last Case		Number of cases 2013	
	P1	P3	P1	P3
PUNJAB	Feb, 2013	Jun, 2010	1	-
SINDH	Mar, 2013	Jan, 2010	2	-
KHYBER- PAKHTUNKHWA	Feb, 2013	Oct, 2010	3	-
FATA	Nov, 2012	Apr, 2012	-	-
BALUCHISTAN	Oct, 2012	Apr, 2010	-	-
AJK	-	Jun, 2000	-	-
GILGIT-BALTISTAN	Aug, 2012	-	-	-
ISLAMABAD	Sep, 2008	Sep, 2008	-	-
PAKISTAN	Mar, 2013	Apr, 2012	6	-

○ District with last polio case in province

Cases randomly placed
in districts

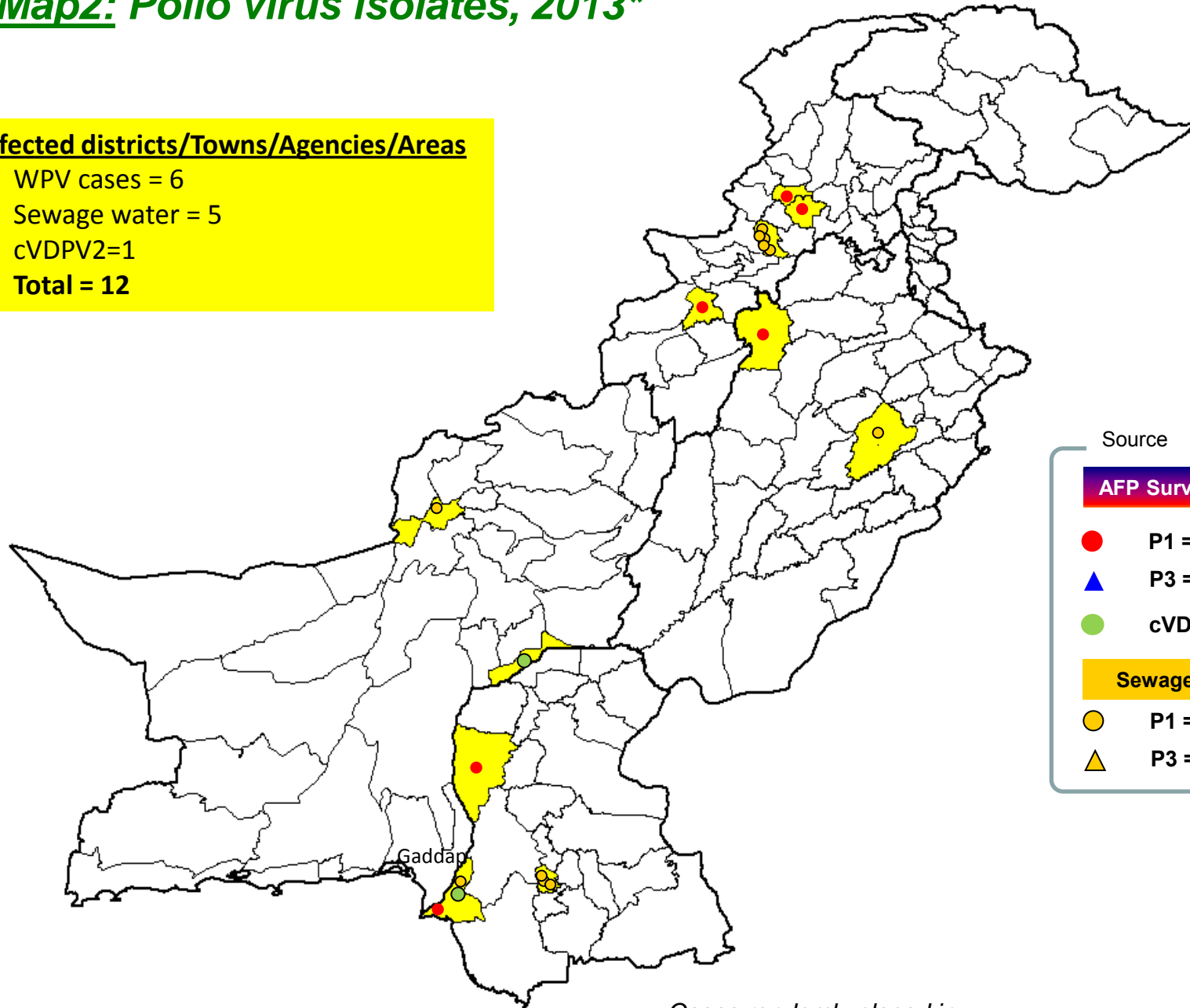
— Provincial Boundary
— Districts Boundary

* Afp.rec Data as of 11-04-2013

Map2: Polio virus isolates, 2013*

Infected districts/Towns/Agencies/Areas

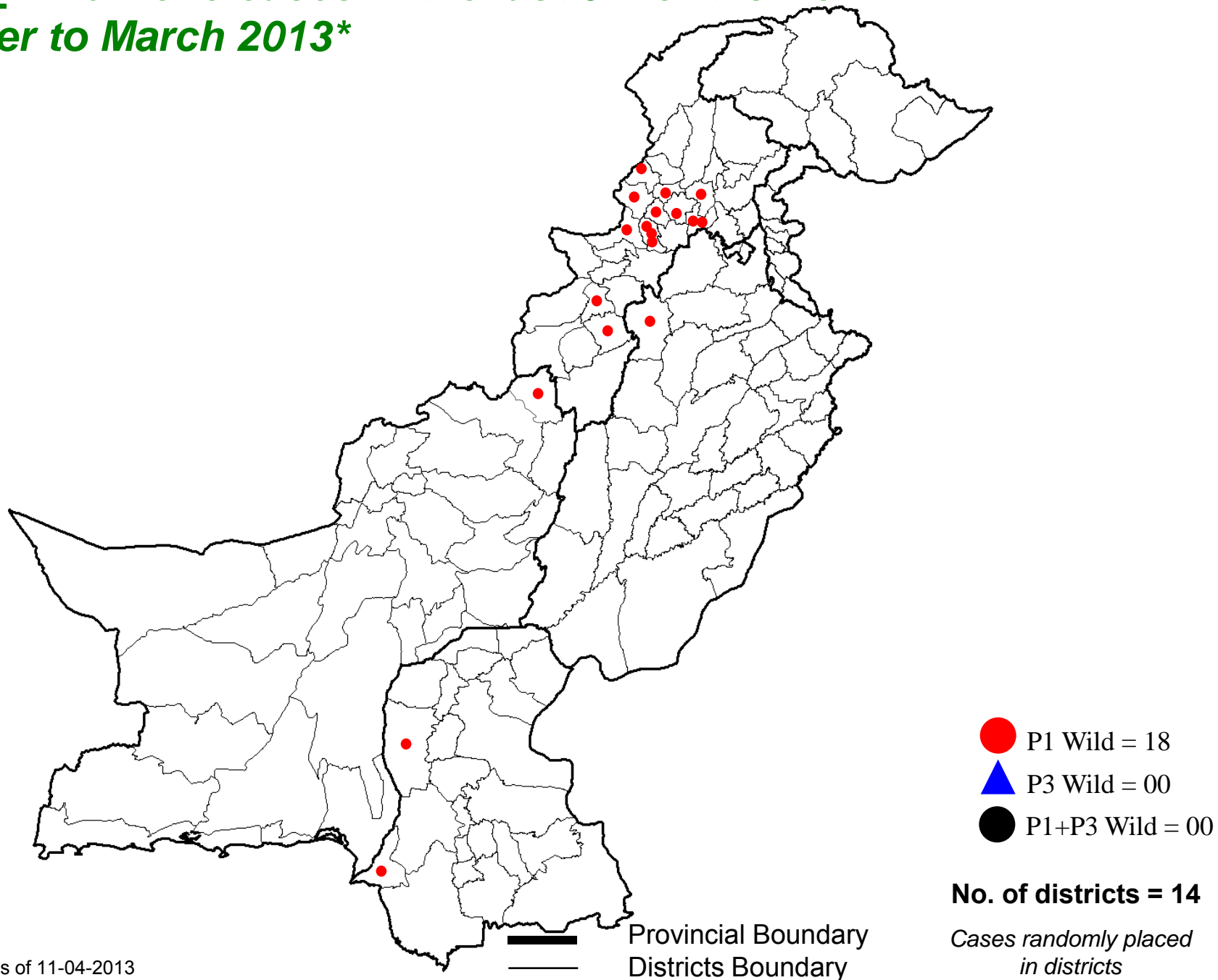
- WPV cases = 6
- Sewage water = 5
- cVDPV2=1
- Total = 12**



Cases randomly placed in districts

— Provincial Boundary
— Districts Boundary

Map 3: Wild Polio cases in the last 6 months from October to March 2013*

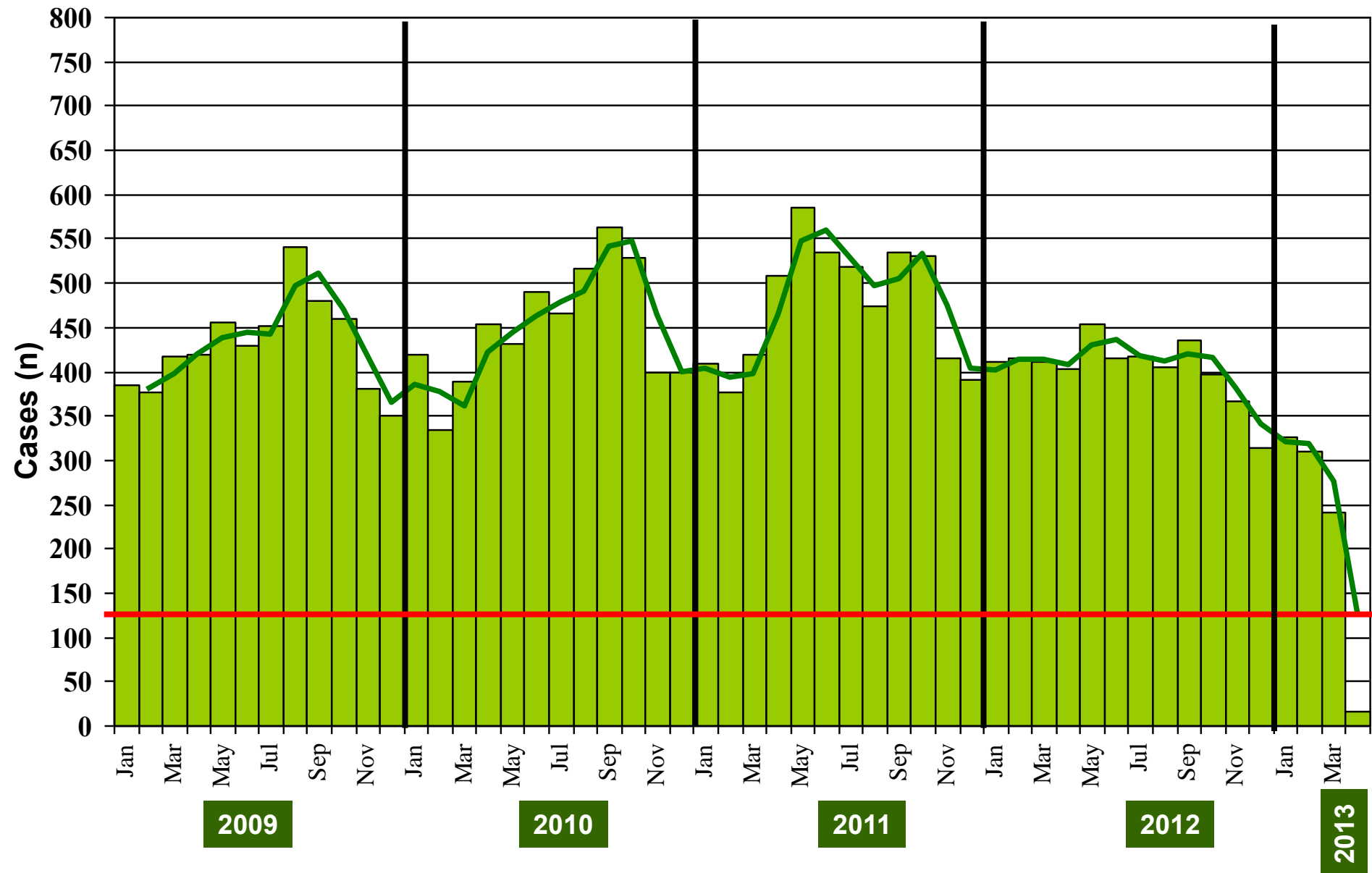


* Afp.rec Data as of 11-04-2013

**Table 5: Distribution of AFP Cases By Week of Onset ^
Pakistan 2012-2013* [Week number/Ending on]**

PROVINCE	W 52 29 Dec 2012	W 1 05 Jan 2013	W 2 12 Jan 2013	W 3 19 Jan 2013	W 4 26 Jan 2013	W 5 02 Feb 2013	W 6 09 Feb 2013	W 7 16 Feb 2013	W 8 23 Feb 2013	W 9 02 Mar 2013	W 10 09 Mar 2013	W 11 16 Mar 2013	W 12 23 Mar 2013	W 13 30 Mar 2013	W 14 06 Apr 2013
PUNJAB	32	34	36	42	35	33	50	39	47	45	44	39	37	30	14
SINDH	15	12	15	15	16	10	18	19	17	21	17	11	21	8	1
KP	11	21	14	14	16	12	10	19	13	12	11	11	10	6	0
FATA	0	3	0	2	2	1	1	3	0	3	0	3	1	1	0
BALUCHISTAN	0	2	3	0	1	3	2	1	2	2	4	0	0	0	0
AJK	0	0	1	3	2	0	1	3	2	0	0	1	0	1	1
GILGIT/ BILTISTAN	0	0	0	0	0	0	0	0	0	0	0	0	0	0	0
ISLAMABAD	0	0	0	1	1	0	1	1	1	0	0	1	0	0	0
PAKISTAN	58	72	69	77	73	59	83	85	82	83	76	66	69	46	16

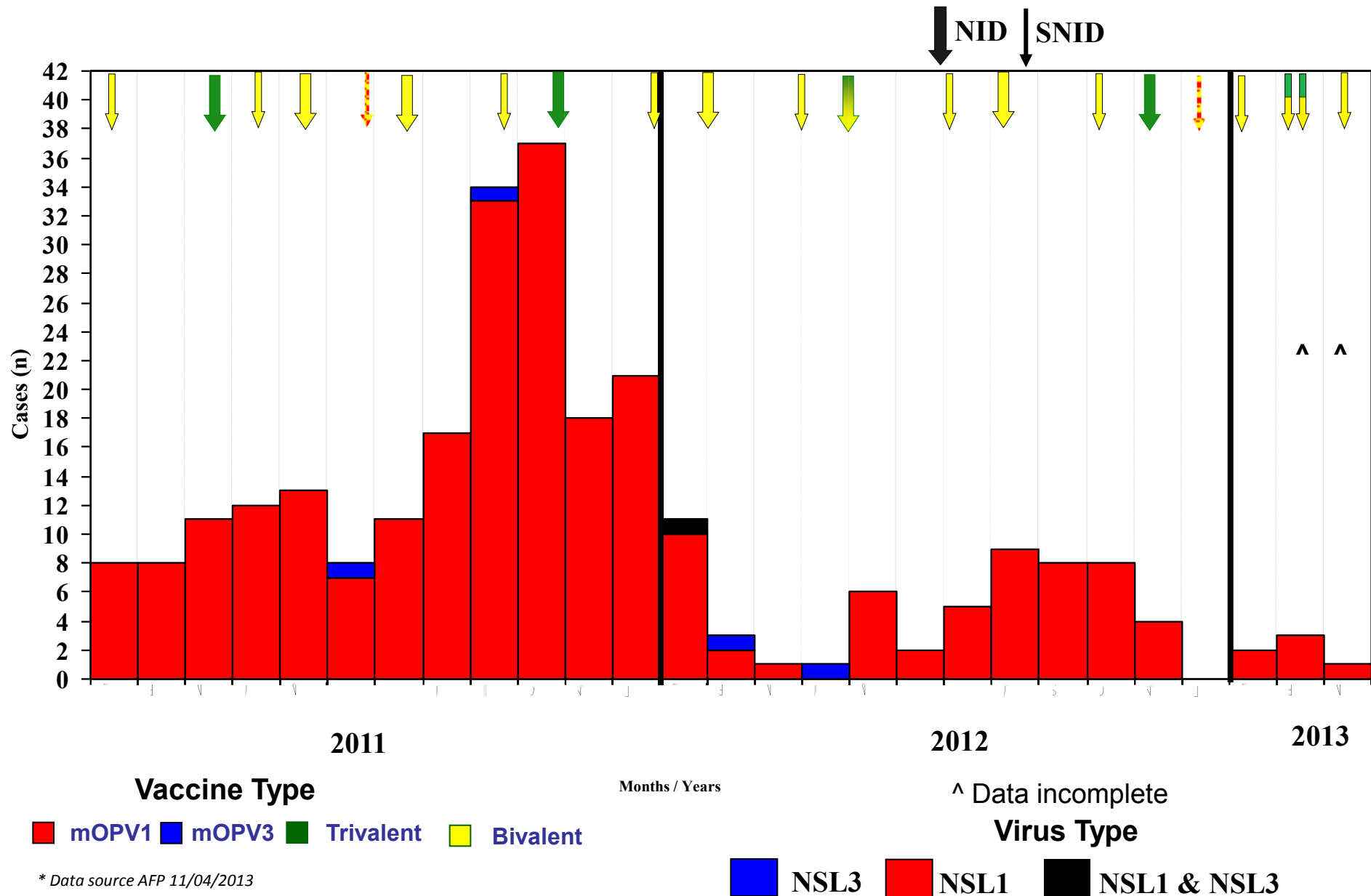
Graph 1: Distribution of AFP Cases by Month, Pakistan 2009-2013*



@ Non-polio AFP rate of 2/100,000 children < 15 years

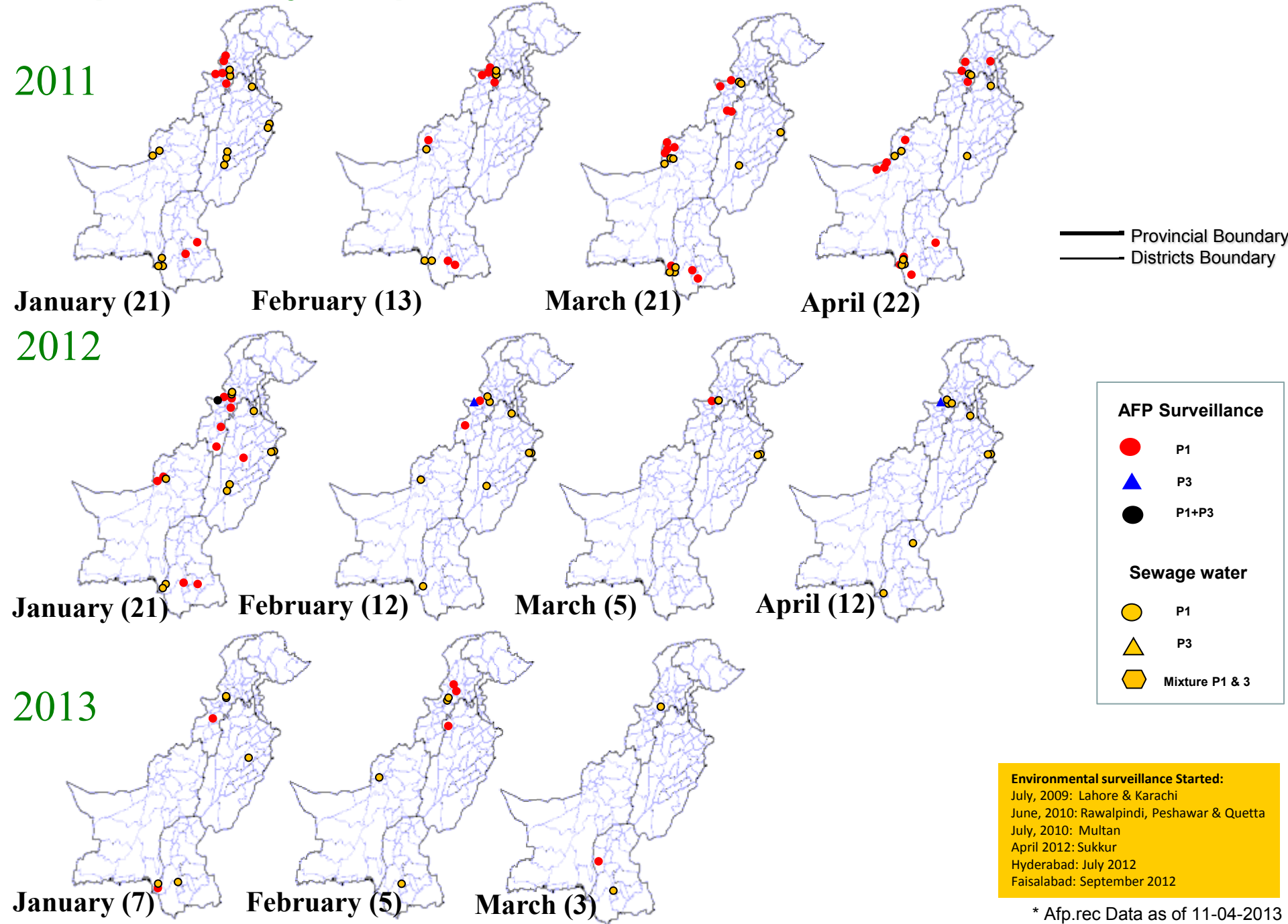
*Afp.rec Data as of 11-04-2013

Confirmed Polio Cases By Poliovirus Type, 2011-2013*

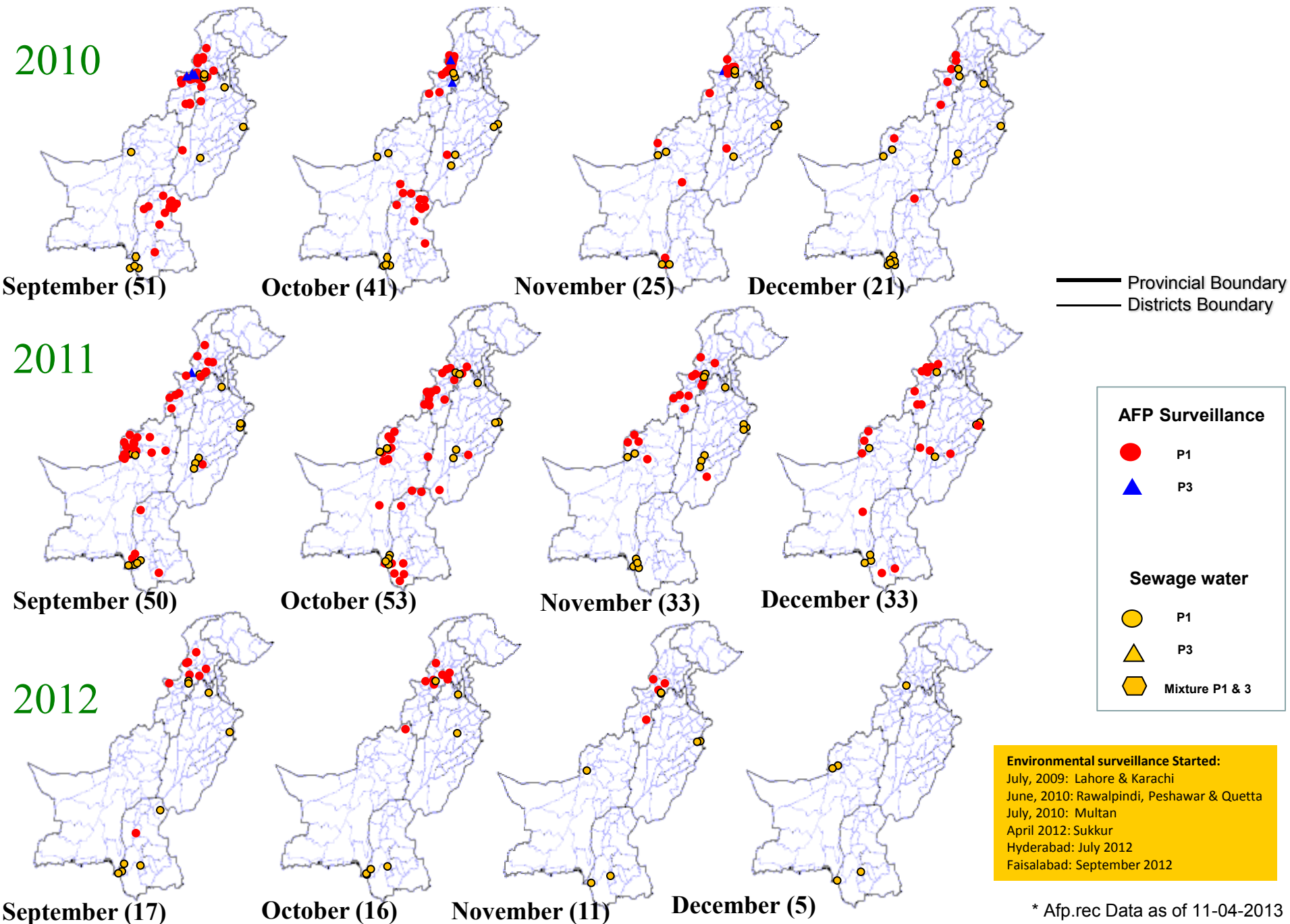


* Data source AFP 11/04/2013

Map 4: Monthly Comparison of P1 & P3 Polio Cases/Isolates 2011-2013*



Map 4.2: Monthly Comparison of P1 & P3 Polio Cases/Isolates 2010-2012*



* Afp.rec Data as of 11-04-2013

Map 4.2: Monthly Comparison of P1 & P3 Polio Cases/Isolates 2010-2012*

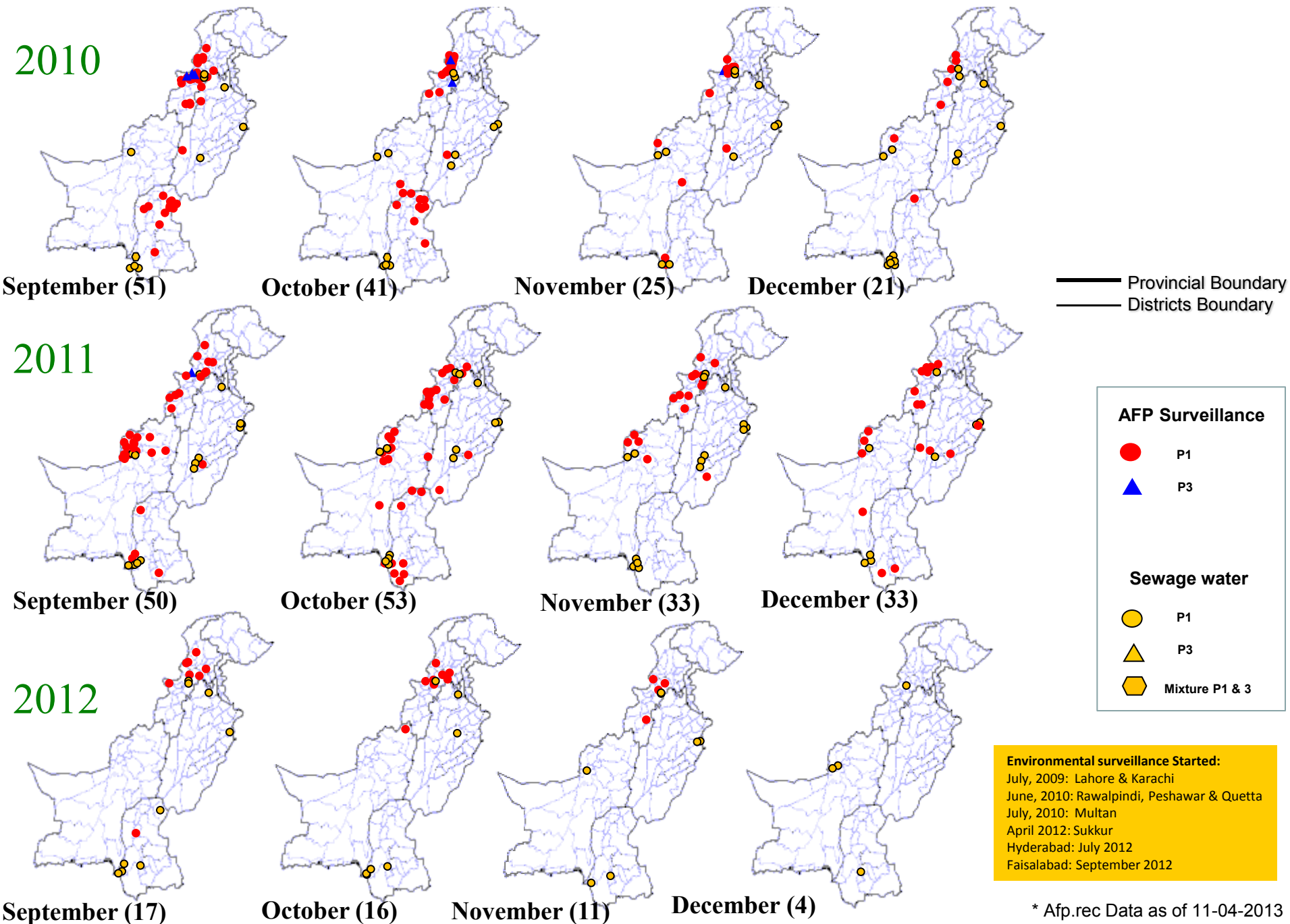
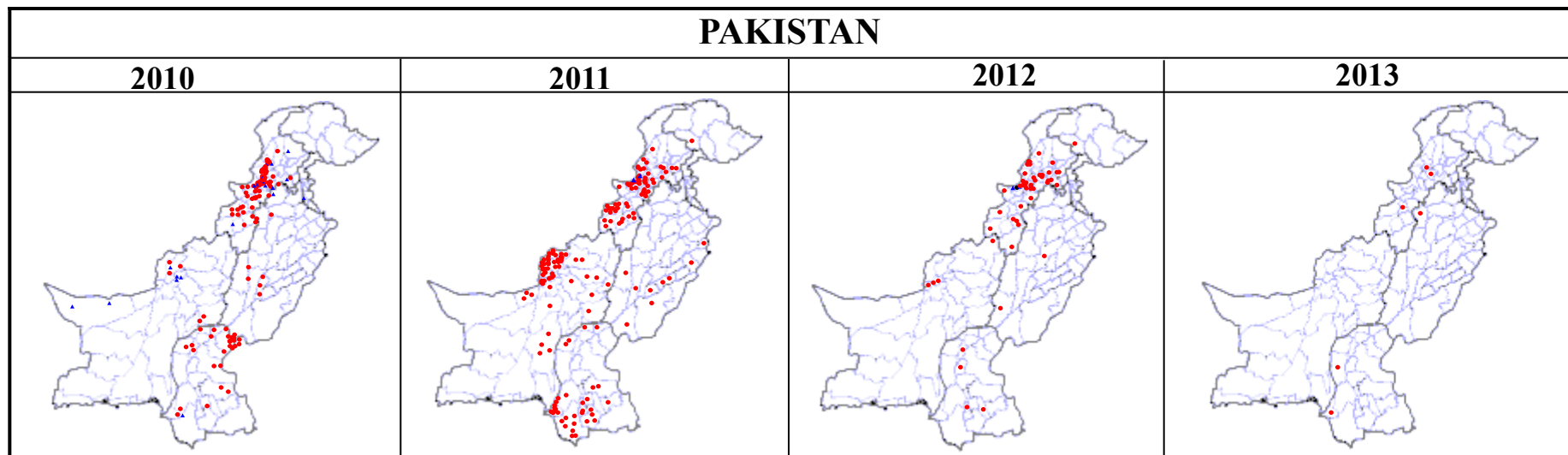


Table 6: Polio Eradication Update, Pakistan 2010-2013*

Province/Region	Polio 1				Polio 3				Total Wild			
	2010	2011	2012	2013	2010	2011	2012	2013	2010	2011	2012	2013
PUNJAB	6	9	2	1	1	0	-	-	7	9	2	1
SINDH	26	33	4	2	1	0	-	-	27	33	4	2
KP	19	23	27	3	5	0	-	-	24	23	27	3
FATA^	63	57	17	-	11	2	2	-	74	59	20^	-
BALUCHISTAN	6	73	4	-	6	0	-	-	12	73	4	-
AJK	0	0	-	-	0	0	-	-	0	0	-	-
Gilgit-Baltistan	0	1	1	-	0	0	-	-	0	1	1	-
ISLAMABAD	0	0	-	-	0	0	-	-	0	0	-	-
PAKISTAN	120	196	55	6	24	2	2	-	144	198	58	6

^ FATA reported mixture of NSL1 & NSL3



* Afp.rec Data as of 11-04-2013

Table 7: Vaccination status of non polio AFP cases age 6-59 months 2010-2013*

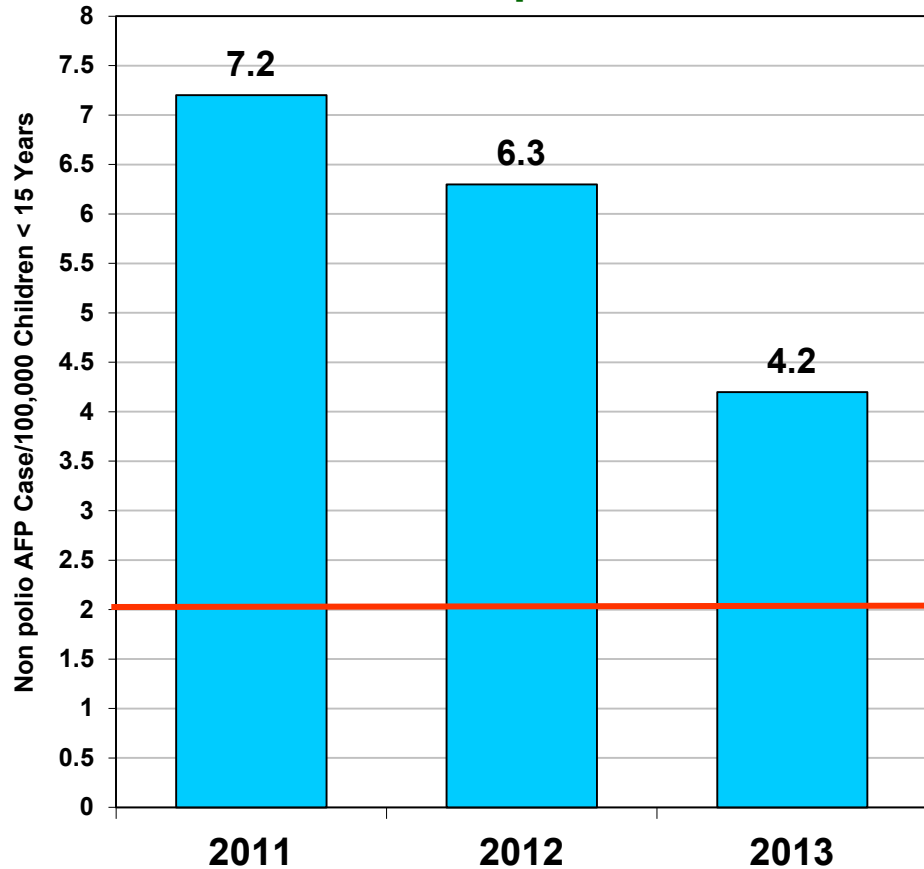
REGION	0 dose				1-2 doses				3 doses				4-6 doses				7+ doses			
	10	11	12	13	10	11	12	13	10	11	12	13	10	11	12	13	10	11	12	13
Central Punjab	0%	0%	0%	0%	1%	1%	0%	0%	1%	2%	0%	2%	7%	6%	4%	4%	91%	92%	95%	95%
North Punjab	0%	0%	0%	0%	0%	1%	0%	0%	2%	1%	0%	0%	6%	5%	4%	6%	91%	93%	96%	94%
South Punjab	0%	0%	0%	0%	1%	0%	0%	0%	0%	1%	0%	0%	5%	5%	4%	2%	94%	93%	96%	98%
PUNJAB	0%	0%	0%	0%	1%	1%	0%	0%	1%	1%	0%	1%	6%	5%	4%	3%	92%	93%	96%	96%
Karachi	2%	4%	1%	0%	0%	1%	1%	4%	3%	0%	2%	0%	7%	6%	6%	9%	88%	88%	90%	87%
North Sindh	0%	0%	0%	0%	1%	1%	0%	0%	0%	0%	1%	0%	4%	5%	4%	0%	95%	94%	95%	100%
South Sindh	0%	1%	0%	0%	1%	1%	1%	2%	1%	0%	2%	0%	9%	6%	4%	7%	89%	93%	93%	91%
SINDH	1%	1%	0%	0%	1%	1%	1%	2%	1%	0%	1%	0%	7%	6%	4%	5%	91%	92%	93%	94%
Central Khyber Pakhtunkhwa	1%	1%	2%	0%	0%	1%	1%	0%	1%	0%	0%	2%	2%	3%	2%	0%	97%	95%	95%	96%
North Khyber Pakhtunkhwa	2%	1%	2%	0%	1%	2%	2%	6%	2%	1%	2%	0%	6%	7%	9%	6%	89%	90%	85%	85%
South Khyber Pakhtunkhwa	3%	2%	2%	0%	3%	4%	1%	0%	3%	4%	1%	0%	14%	7%	9%	6%	76%	83%	87%	88%
Khyber Pakhtunkhwa	1%	1%	2%	0%	1%	2%	1%	2%	2%	1%	1%	2%	6%	5%	6%	3%	90%	91%	89%	90%
FATA	14%	14%	18%	0%	11%	10%	6%	0%	6%	5%	3%	0%	18%	11%	12%	0%	51%	61%	62%	3%
North Balochistan	12%	4%	12%	14%	0%	12%	10%	0%	4%	23%	3%	0%	12%	12%	17%	14%	72%	50%	57%	71%
Quetta Block	0%	31%	14%	14%	11%	10%	10%	0%	0%	3%	0%	0%	9%	14%	14%	14%	81%	43%	62%	71%
Rest of Balochistan	6%	7%	9%	33%	2%	2%	7%	0%	2%	5%	4%	0%	11%	10%	22%	33%	78%	76%	89%	33%
BALUCHISTAN	5%	16%	8%	17%	4%	6%	8%	0%	2%	6%	3%	0%	11%	12%	17%	17%	78%	60%	64%	67%
PAKISTAN	1%	2%	1%	0%	1%	1%	1%	1%	1%	1%	1%	1%	7%	6%	5%	4%	89%	89%	92%	94%

* Afp.rec Data as of 11-04-2013

Key Surveillance Indicators; 2011-2013*

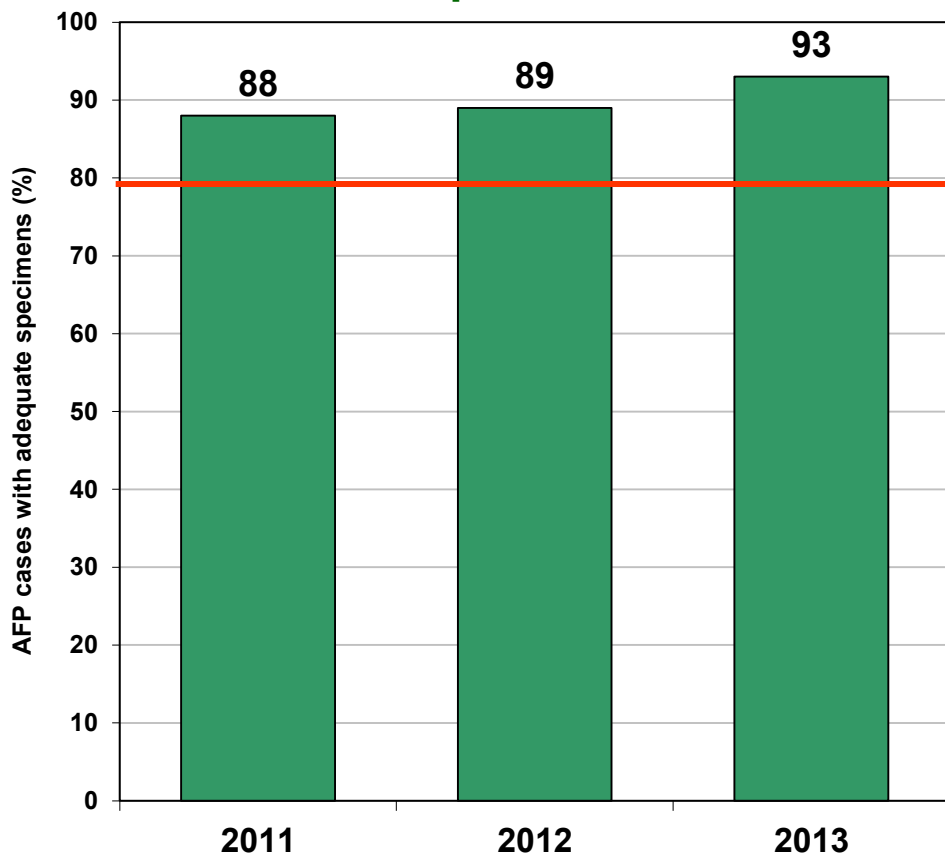
(Non polio AFP rate and % AFP cases with adequate specimens)

Graph 3



■ Non Polio AFP Rate

Graph 4



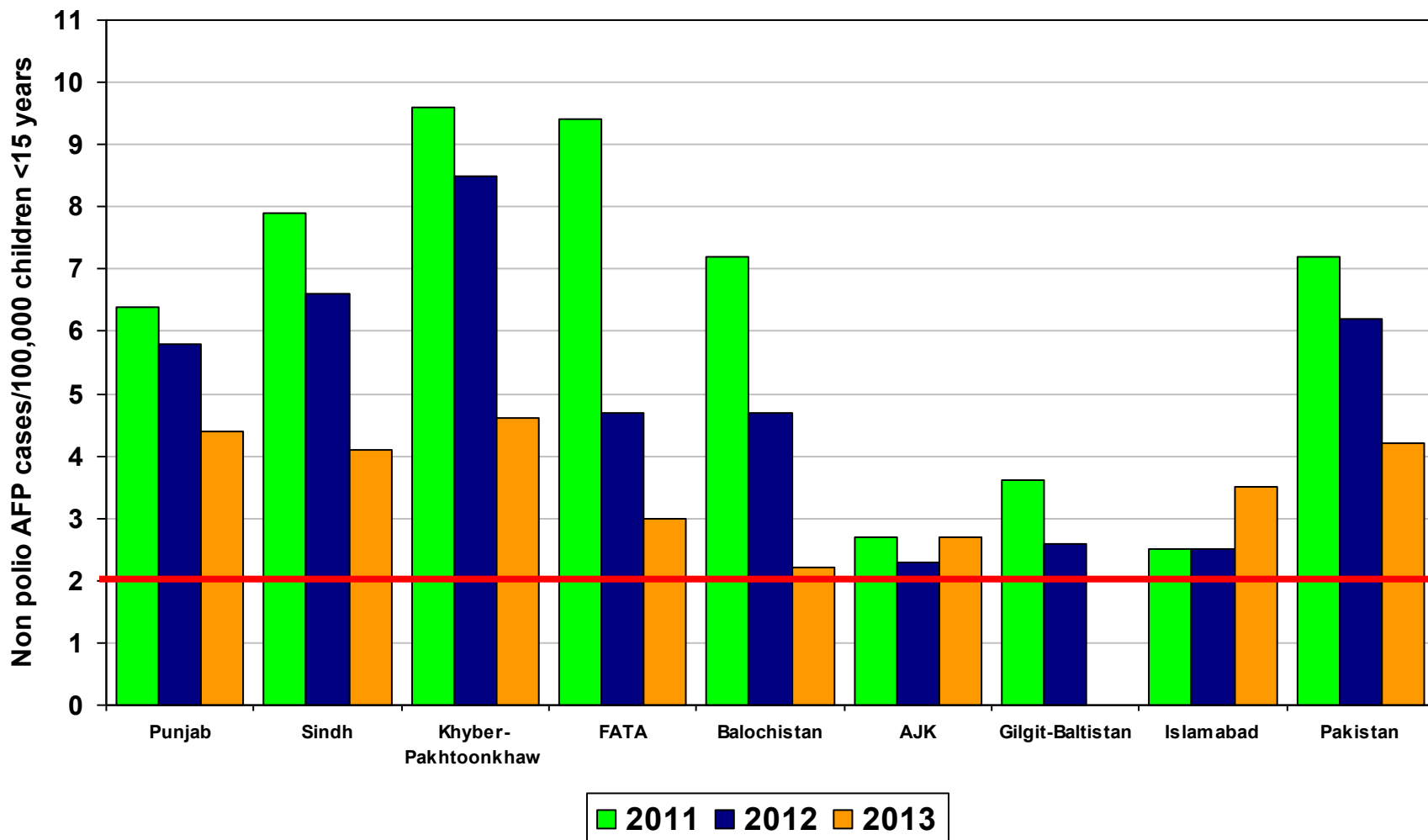
■ % AFP with Adequate Specimens

— Target

Non Polio AFP rate Up to Week No.14 ended on 06^h April, 2013

* Afp.rec Data as of 11-04-2013

Non Polio AFP Rate By Province/Regions, 2011-2013*

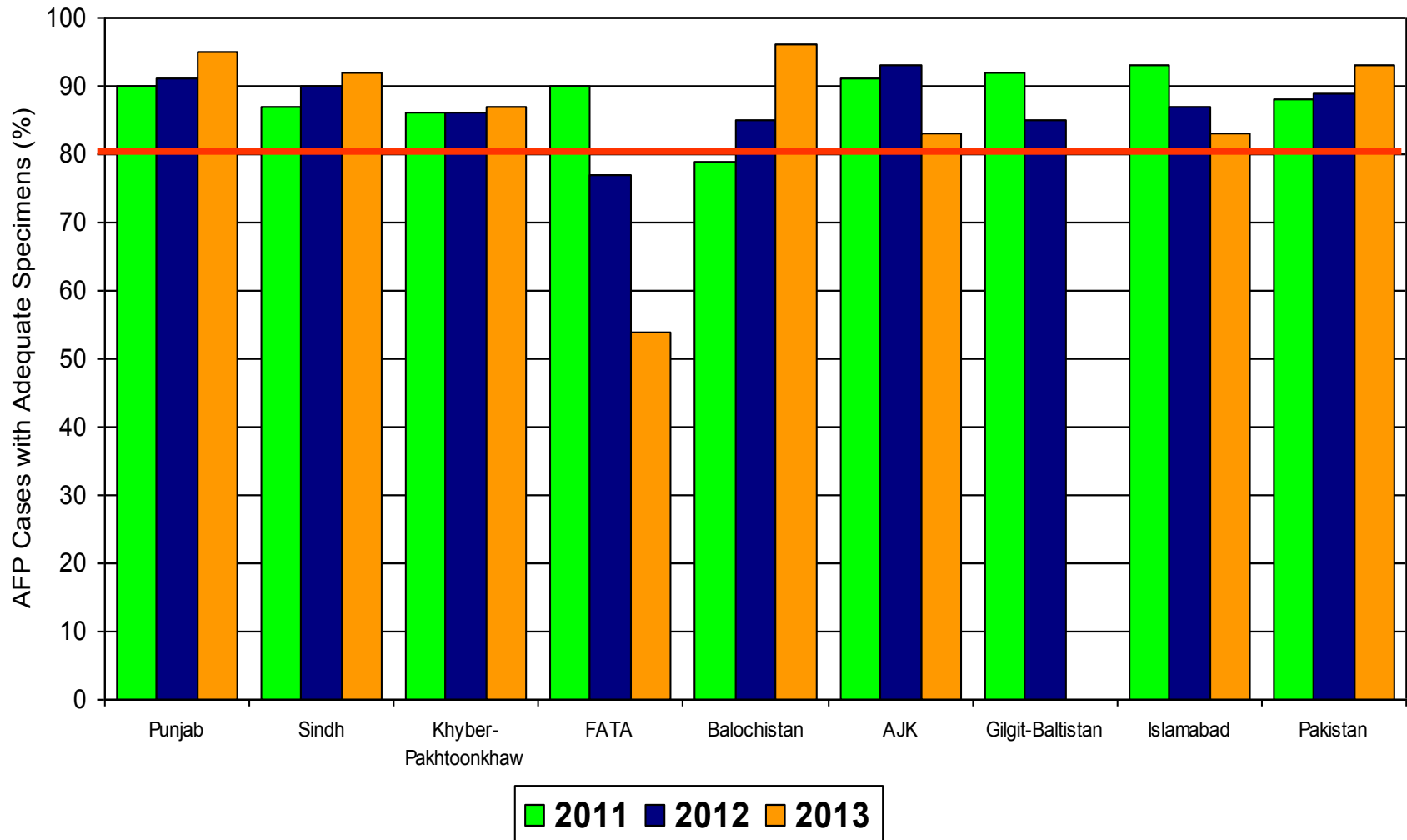


Non Polio AFP rate Up to Week No.14 ended on 06^h April, 2013

 Target Non-Polio AFP Rate 2/ 100000 < 15 years of the age

* Data source AFP 11/04/2013

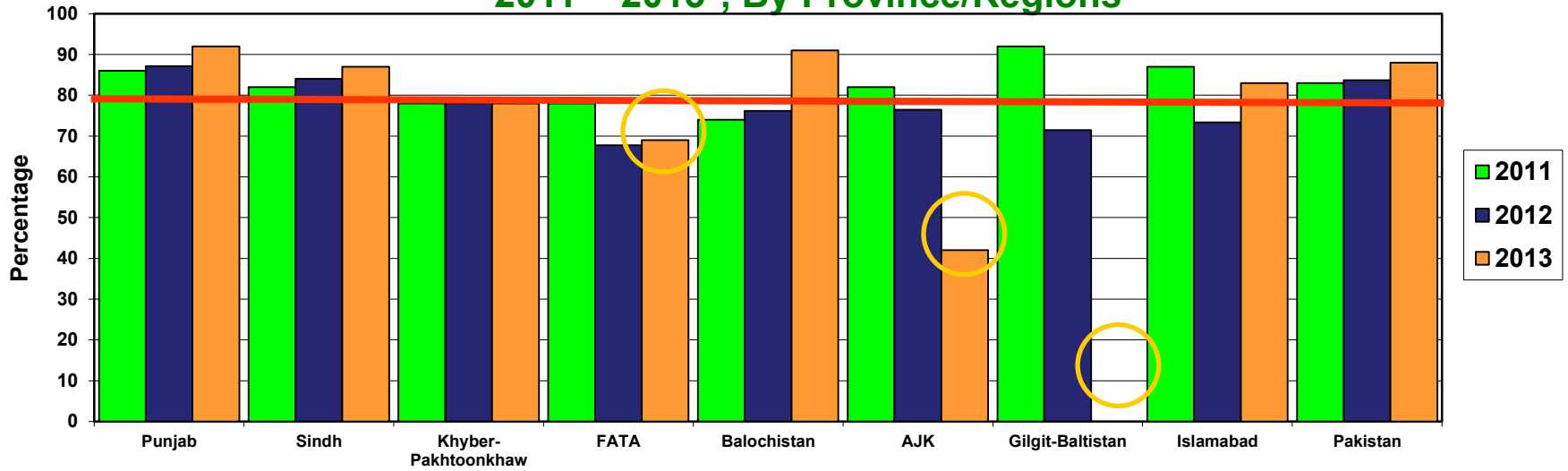
Percent AFP Cases with Adequate Specimens By Province/Regions, 2011-2013*



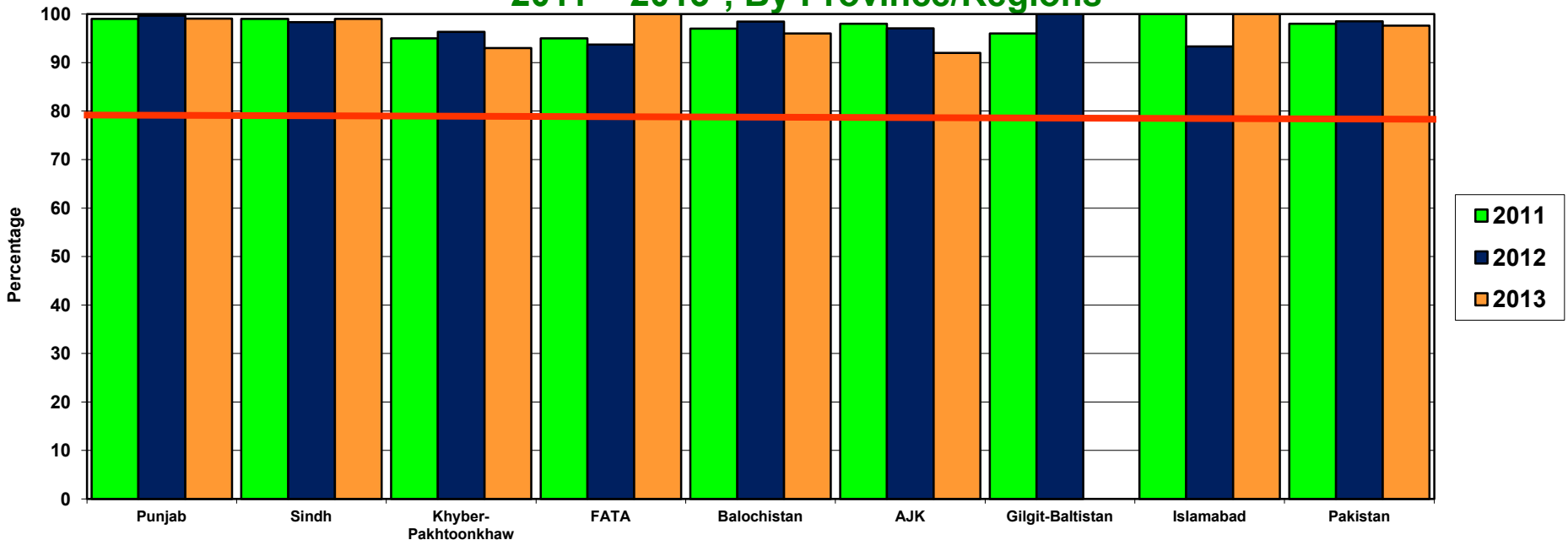
* Data source AFP 11/04/2013

Target Adequate Sample cases = 80%

**Graph 5: Percent AFP Cases Notified within 07 days of paralysis onset
2011 ~ 2013*, By Province/Regions**



**Graph 6: Percent AFP Cases Investigated within 48 hours of notification
2011 ~ 2013*, By Province/Regions**



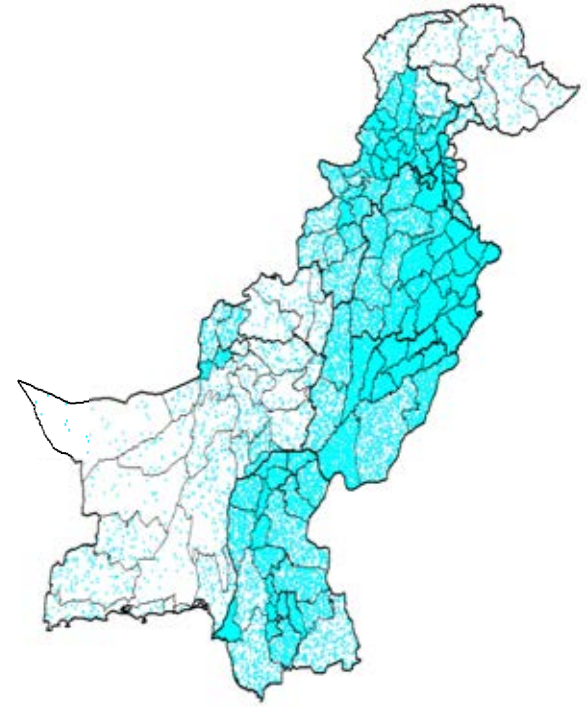
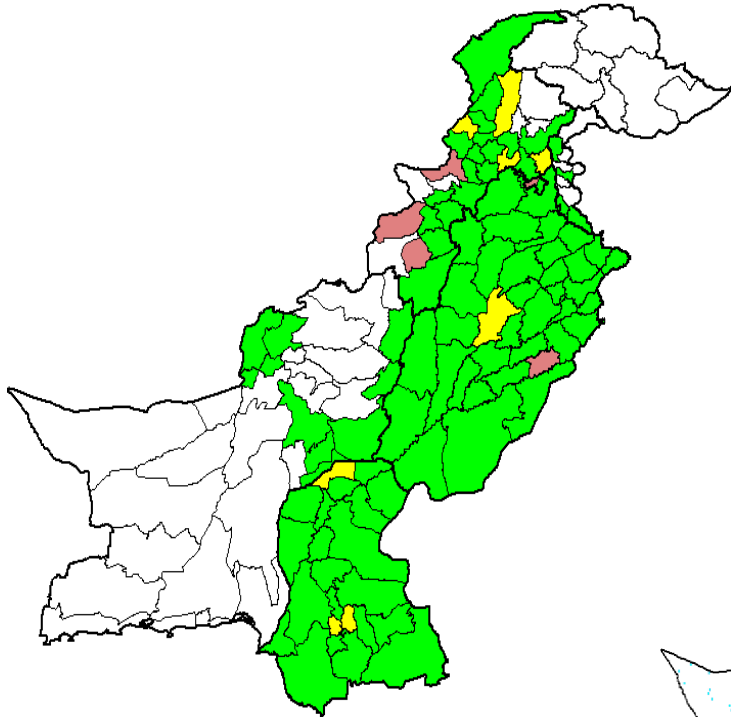
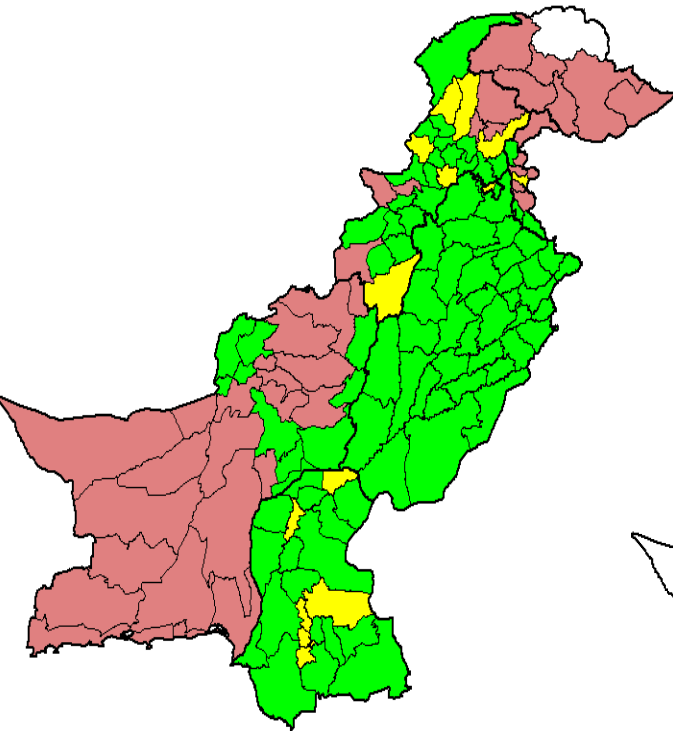
* Afp.rec Data as of 11-04-2013

— Target

**Non-Polio AFP Rate by District
2013***

**Percent AFP Cases with Adequate
Specimens,
By District – 2013***

Population density



- 0.00 - 0.99
- 1 - 1.99
- ≥ 2
- 0% - 59 %
- 60% - 79%
- ≥ 80 %
- No AFP Case reported

Non Polio AFP rate Up to Week No.14 ended on 06^h April, 2013

* Data source AFP 11/04/2013

● 2000 children under 15 years of age

Table 8.1: AFP CASES PENDING FOR CLASSIFICATION WITH DATE OF ONSET MORE THAN 90 DAYS* 2012

S. No	DISTRICT	TEHSIL	EPID	SEX	AGE	DONSET	DOSESE€	DSTOOL1	DSTOOL2	LAB	FEVER	ASYM	PROG	FUP	PEND (DAYS)
1	BUNIR	DAGGAR	NW/22/12/004	F	54	08-02-12	7+	29-02-12	01-03-12		Y	N	Y	Y	428
2	CHARSADA	CHARSADA	NW/31/12/050	M	15	01-10-12	2	CHILD DIED BEFORE COLLECTION			Y	Y	Y	DIED	192
3	CHITRAL	CHITRAL	NW/21/12/005	M	216	12-06-12	7+	26-06-12	27-06-12		Y	UK	UK		303
4	DIKHAN	PAHARPUR	NW/60/12/012	M	168	08-05-12	7+	28-05-12	31-05-12		N	N	Y	Y	338
5	HANGU	HANGU	NW/54/12/009	F	24	27-04-12	7+	25-05-12	26-05-12	EV	Y	N	Y	Y	349
6	HANGU	HANGU	NW/54/12/011	F	144	17-07-12	7+	23-07-12		EV	Y	N	Y	DIED	268
7	KARAK	KARAK	NW/51/12/010	F	8	13-07-12	7+	13-07-12			N	N	Y	Y	272
8	KHYBER	BARA	NW/34/12/020	F	22	18-03-12	0	LATE NOTIFICATION			Y	Y	Y		389
9	KHYBER	BARA	NW/34/12/029	M	9	20-08-12	3	05-09-12	06-09-12	EV	Y	Y	UK		234
10	KHYBER	BARA	NW/34/12/028	M	156	09-08-12	0	24-08-12	26-08-12	NVI	Y	N	Y		245
11	KHYBER	BARA	NW/34/12/036	M	6	22-10-12	0	04-11-12	06-11-12	VACC	Y	Y	Y		171
12	KHYBER	JAMRUD	NW/34/12/035	F	72	28-10-12	7+	31-10-12	20-11-12	NVI	Y	N	Y		165
13	KHYBER	BARA	NW/34/12/038	F	24	08-11-12	0	29-11-12		NVI	Y	Y	Y		154
14	KHYBER	BARA	NW/34/12/041	M	18	27-10-12	7+	07-12-12	09-12-12	EV	Y	Y	Y		166
15	KHYBER	LANDI KOTAL	NW/34/12/043	F	66	30-11-12	7+	25-12-12	26-12-12	NVI	Y	Y	Y		132
16	KHYBER	JAMRUD	NW/34/12/039	F	15	02-11-12	0	08-12-12	10-12-12	NVI	UK	Y	UK		160
17	KOHAT	KOHAT	NW/50/12/009	M	10	10-02-12	6	23-03-12	24-03-12		Y	Y	Y	Y	426
18	KOHISTAN	DASSU	NW/13/12/003	F	31	17-01-12	4	LATE NOTIFICATION			Y	Y	Y	Y	450
19	KURRAM	LOWER KURRAM	NW/52/12/006	F	24	18-01-12	2	18-02-12	19-02-12	NVI	N	Y	Y	Y	449
20	LAKKIMRWT	LAKKIMRWT	NW/62/12/022	F	7	12-05-12	6	06-06-12	07-06-12		Y	Y	Y	Y	334
21	LAKKIMRWT	LAKKIMRWT	NW/62/12/052	M	4	17-10-12	5	29-11-12	30-11-12		N	Y	Y	Y	176
22	MARDAN	TAKHT BHAI	NW/40/12/114	F	4	28-11-12	6	24-12-12	25-12-12		Y	N	Y	DIED	134
23	MOHMAND	SAFI	NW/35/12/018	F	84	01-12-12	7+	LATE NOTIFICATION			N	N	N	Y	131
24	PESHAWAR	PESHAWAR	NW/30/12/038	M	64	08-05-12	7+	29-05-12	30-05-12		N	N	Y	DIED	338
25	PESHAWAR	PESHAWAR	NW/30/12/019	M	20	28-02-12	7+	31-03-12	01-04-12		Y	Y	Y	Y	408
26	PESHAWAR	PESHAWAR	NW/30/12/097	M	30	27-12-12	7+	CHILD DIED BEFORE COLLECTION			Y	Y	Y	DIED	105
27	SWABI	SWABI	NW/41/12/084	M	180	14-12-12	7+	18-12-12		EV	N	Y	Y	Y	118
28	SWABI	SWABI	NW/41/12/077	M	10	19-10-12	1	20-11-12	21-11-12		Y	Y	Y	Y	174
29	TORGHAR	TORGHAR	NW/15/12/010	M	72	16-11-12	7+	CHILD DIED BEFORE COLLECTION			Y	Y	Y	DIED	146
30	HYDERABAD	HYDERABAD RURAL	SD/21/12/027	F	7	29-03-12	3	22-05-12	24-05-12	VACC	Y	Y	Y	Y	378
31	HANGU	HANGU	KP/54/12/014	M	90	15-11-12	3	LATE NOTIFICATION			Y	Y	Y	Y	147
32	MANSEHRA	MANSEHRA	KP/14/12/020	M	96	18-06-12	7+	LATE NOTIFICATION			Y	N	N		297
33	SWABI	SWABI	KP/41/12/063	M	12	22-08-12	7+	CHILD DIED BEFORE COLLECTION			UK	UK	UK	DIED	232
34	SWABI	SWABI	KP/41/12/081	F	18	03-09-12	7+				UK	UK	UK	Y	220
35	POONCH	RAWLAKOT	AJ/40/12/001	M	23	14-02-12	7+	16-03-12	18-03-12	NVI	Y	N	N	Y	422
36	BAJOUR	UTMAN KHEL	FT/33/12/010	M	32	27-02-12	7+	24-03-12	30-03-12		Y	Y	Y	LOST	409
37	WAZIR-N	MIR ALI	FT/64/12/012	M	18	18-08-12	1	26-08-12			Y	N	Y	LOST	236

€ Based on recall of parents
* Afp.rec Data as of 15-04-2013

60 days Follow-up not done

FUP = Residual Weakness at 60 days follow up.

Table 8.2: AFP CASES PENDING FOR CLASSIFICATION WITH DATE OF ONSET MORE THAN 90 DAYS* 2013

S. No	DISTRICT	TEHSIL	EPID	SEX	AGE	DONSET	DOSESE€	DSTOOL1	DSTOOL2	LAB	FEVER	ASYM	PROG	FUP	PEND (DAYS)
1	ABOTABAD	HAVALIAN	NW/10/13/003	M	72	02-01-13	7+	29-01-13	30-01-13		N	Y	Y		99
2	BAJOUR	MAMUND	NW/33/13/002	M	10	04-01-13	7+	04-02-13	05-02-13	NVI	N	Y	N		97
3	DIRLOWER	SAMAR BAGH	NW/23/13/003	F	24	05-01-13	7+	31-01-13	01-02-13	EV	Y	Y	Y		96
4	KARAK	KARAK	NW/51/13/005	F	13	01-01-13	7+	15-02-13	17-02-13	EV	N	Y	Y		100
5	KOHAT	KOHAT	NW/50/13/002	F	96	01-01-13	7+	16-01-13	17-01-13		Y	N	Y		100
6	MALAKAND	BATKHELA	NW/20/13/003	F	23	28-12-12	6	29-01-13	30-01-13		N	Y	UK		104
7	SWABI	LAHORE	NW/41/13/003	M	60	03-01-13	7+	29-01-13	30-01-13		N	Y	Y		98
8	TANK	TANK	NW/63/13/001	M	85	02-01-13	7+	21-01-13	23-01-13		N	Y	Y		99
9	JHANG	JHANG	PB/53/13/001	M	63	04-01-13	7+	CHILD DIED BEFORE COLLECTION			N	N	Y	DIED	97
10	KASUR	KASUR	PB/32/13/006	F	144	04-01-13	7+	14-02-13	16-02-13	NVI	N	N	Y	Y	97
11	RAJANPUR	RAJANPUR	PB/82/13/011	F	6	10-01-13	7+	01-03-13	02-03-13	EV	N	Y	Y	Y	91
12	KHIKAMARI	KAMARI	SD/67/13/001	M	18	10-01-13	1	LATE NOTIFICATION			Y	Y	Y		91
13	THATTA	SUJAWAL	SD/22/13/001	M	1	02-01-13	1	09-01-13	31-01-13	NVI	N	N	Y	DIED	99

€ Based on recall of parents

* Afp.rec Data as of 11-04-2013

60 days Follow-up not done

FUP = Residual Weakness at 60 days follow up.