



**World Health
Organization**

Weekly AFP Surveillance Update Pakistan

Week 13 (*Ended on 30th March, 2013*)

AFP Surveillance



National Surveillance Cell Federal EPI

World Health Organization Country Office,
Chak Shahzad, Park Road,
Islamabad, Pakistan

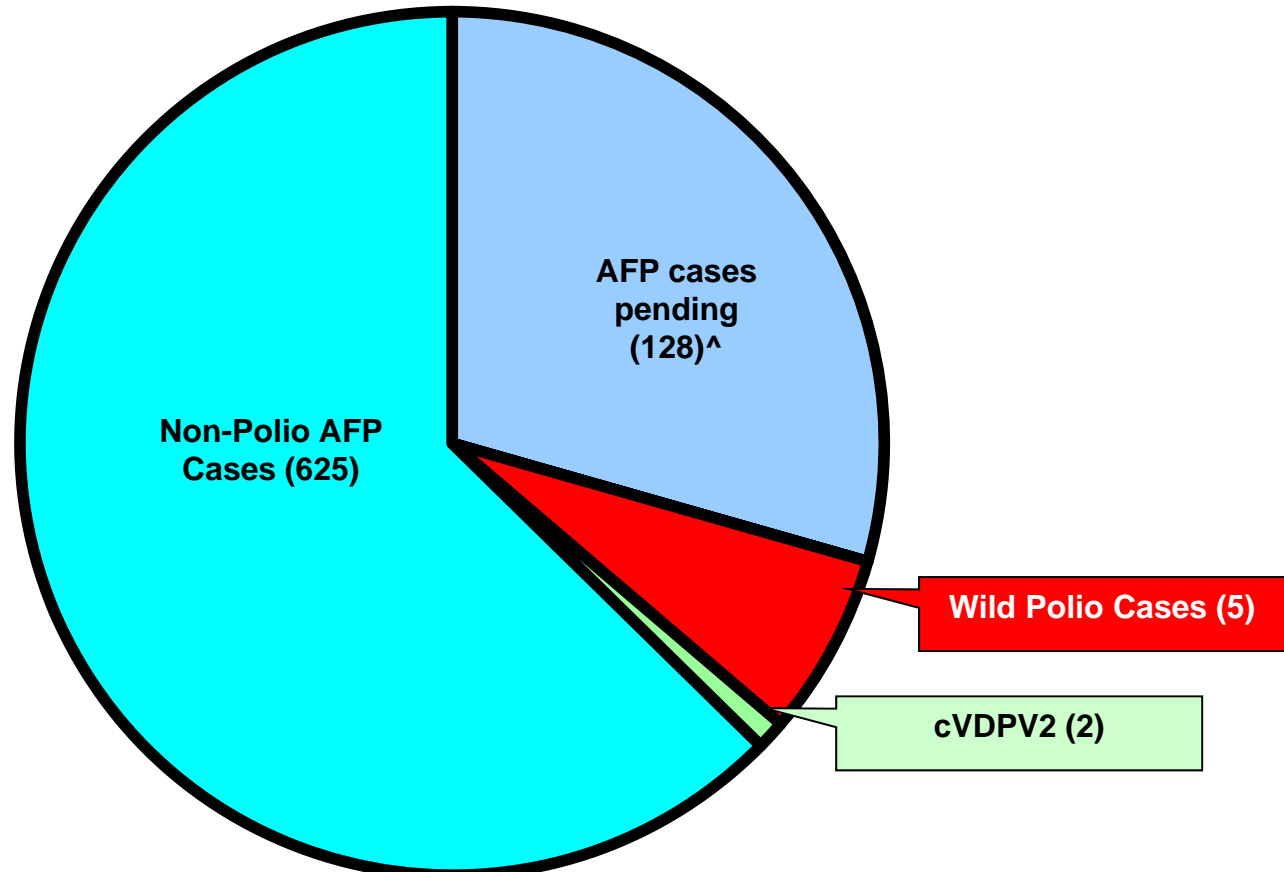
Tel: +92-51 9255123 / 9255282 /9255184

Fax: +92-51 9255274

Email: epidata@pak.emro.who.int

Web site: www.who.gov.pk

AFP Case Profile, 2013*



Total AFP Cases Reported = 760

[^]9 Inadequate cases pending classification by ERC;
[^]42 Inadequate cases not due for FUP
[^]77 Pending in the Lab

90 cases of 2012 are pending

* Afp.rec Data as of 28-03-2013

Comparison of polio cases by province/region 2012[§] & 2013*

Region/ Province	No. of polio cases		No. of infected districts/towns		Last polio case
	2012	2013	2012	2013	
Khyber Pakhtunkhwa	4	3	4	3	12-Feb-13
FATA / FR Areas	6	-	2	-	10-Nov-12
Sindh	2	1	2	1	14-Jan-13
Balochistan	2	-	1	-	30-Nov-12
Punjab	1	1	1	1	07-Feb-13
Pakistan	15	5	10	5	12-Feb-13

Five additional districts/town declared infected based on environmental samples 2013

¥ Total polio cases of 2012 are 58

* Afp.rec Data as of 28-03-2013

§Based on date of onset

Table 1: List of Confirmed Polio Cases, Pakistan 2013*

S.NO.	PROVINCE/ REGION	DISTRICT	EPID NO.	SEX	AGE (m)	DATE ONSET OF PARALYSIS	NO. OPV DOSES (based on parents recall)		FEVER	Asymmetric Paralysis	Rapid Progression	REFUSAL	WPV TYPE	GENETICS
							Routine	SIAs						Cluster
1	SINDH	BIN QASIM	SD/62/13/001	M	24	14-Jan-13	0	0	N	Y	Y	Y	NSL1	R4
2	KP	BANNU	NW/61/13/002	M	13	26-Jan-13	0	0	Y	N	Y	Y	NSL1	R4
3	KP	MALAKAND	NW/20/13/006	F	03	08-Feb-13	2	2	Y	N	Y	N	NSL1	R4
4	KP	MARDAN	NW/40/13/009	M	30	12-Feb-13	3	7+	Y	N	Y	N	NSL1	R4
5	PUNJAB	MIWANWALI	PB/43/13/005	F	36	07-Feb-13	3	7+	Y	N	Y	N	NSL1	R4

* Afp.rec Data as of 28-03-2013

¥ From areas having insecurity for long period

Table 2: LAB Update 2013*

Month of Onset	AFP Cases	No virus isolated	Cases Under Process		Isolated Viruses from stools						
			Culture	ITD	Vaccine viruses		NPEV		Wild	Results within 14 days	
			n	n	n	n	n	%	n	%	n
January	335	276	0	0	19	6	38	11%	2	335	100%
February	327	281	4	0	15	5	24	7%	3	323	99%
March	192	76	96	0	3	2	17	9%	0	96	50%
Pakistan	854	633	100	0	37	4	79	9%	5	754	88%

* Data as of 01-04-2013

Table 3: Urgent Pending Cases*

S. No.	District	Tehsil	Epid	Onset	Age	Sex	SIAs doses	Date of last OPV dose	Urgent		LAB NO.	Date of first stool collection	Culture-update
									By Field Criteria	¥ NSC			
1	JAFARABAD	JHAT PAT	BN/43/13/005	6-Mar-13	4	M	6	4-Mar-13	N	Y	1030	12-Mar-13	UP
2	FAISALABAD	DINGAWALA	PB/51/13/020	7-Mar-13	12	F	7+	6-Mar-13	Y	N	1012	14-Mar-13	UP
3	KHIBINQASIM	BINQASIM	SD/62/13/002	11-Mar-13	7	M	7+	14-Feb-13	Y	N	1010	16-Mar-13	UP

UP= Under process

* Data as of 01-04-2013

¥ NSC Criteria = Fever , Rapid Progress, Age < 48 months and OPV Doses < 7

€ Based on recall of parents

Table 4: List of samples pending for ITD*

S. No.	DISTRICT / AGENCY / TOWN	TEHSIL / TALUKA	EPID	DONSET	AGE (m)	SEX	OPV Doses		Urgent by Field	¥ NSC Criteria	LAB NO.	Date of first stool collection	rRT-PCR
							SIAs doses	Date of last OPV dose					
1	SWABI	TOPI	NW/41/13/012-C1	-	36	M	-	11-Mar-13	-	-	1000	18-Mar-13	SL3
2	DADU	MEHAR	SD/24/13/006	22-Mar-13	15	F	7+	18-Oct-12	N	N	1108	24-Mar-13	UP
INDEX CASE													
1	SWABI	TOPI	NW/41/13/012	23-Feb-13	120	M	7+	-	N	N	990	15-Mar-13	UP

Waiting for rRTPCR for VDPVs

Inadequate Stool: Index specimen or contact positive on L20B cell line

UP= Under process

* Data as of 01-04-2013

¥ Fever, Rapid Progression, Age < 48months & Doses < 7

€ Based on recall of parents

Summary of Laboratory data for Environmental Surveillance- Pakistan (Jan 2011 to date)

Report for Epidemiological week= 14 (31 March – 06 April, 2013)

S.No.	Site	Total Samples	WPV 2011	WPV 2012	WPV 2013	Epidemiological Weeks																																																							
						2011													2012													2013																													
Punjab						202	51	30	1																																																				
LAHORE																																																													
1	LHR-Gulshan Eyal Station	27	5	5		1	2	3	4	5	6	7	8	9	10	11	12	13	14	15	16	17	18	19	20	21	22	23	24	25	26	27	28	29	30	31	32	33	34	35	36	37	38	39	40	41	42	43	44	45	46	47	48	49	50	51	52				
2	LHR-Multan Road Station	27	7	6		1	2	3	4	5	6	7	8	9	10	11	12	13	14	15	16	17	18	19	20	21	22	23	24	25	26	27	28	29	30	31	32	33	34	35	36	37	38	39	40	41	42	43	44	45	46	47	48	49	50	51	52				
3	LHR-Outfall Pump Station	27	7	7		1	2	3	4	5	6	7	8	9	10	11	12	13	14	15	16	17	18	19	20	21	22	23	24	25	26	27	28	29	30	31	32	33	34	35	36	37	38	39	40	41	42	43	44	45	46	47	48	49	50	51	52				
MULTAN																																																													
4	Multan-Suraj Manz, SM-1	27	9	1		1	2	3	4	5	6	7	8	9	10	11	12	13	14	15	16	17	18	19	20	21	22	23	24	25	26	27	28	29	30	31	32	33	34	35	36	37	38	39	40	41	42	43	44	45	46	47	48	49	50	51	52				
5	Multan-Ad Town, AT-1	27	6	2		1	2	3	4	5	6	7	8	9	10	11	12	13	14	15	16	17	18	19	20	21	22	23	24	25	26	27	28	29	30	31	32	33	34	35	36	37	38	39	40	41	42	43	44	45	46	47	48	49	50	51	52				
6	Multan-Kotla A. Fateh, KF-1	26	6	1		1	2	3	4	5	6	7	8	9	10	11	12	13	14	15	16	17	18	19	20	21	22	23	24	25	26	27	28	29	30	31	32	33	34	35	36	37	38	39	40	41	42	43	44	45	46	47	48	49	50	51	52				
RAWALPINDI																																																													
7	RWP-Sofiarabad, SA-1	27	11	7		1	2	3	4	5	6	7	8	9	10	11	12	13	14	15	16	17	18	19	20	21	22	23	24	25	26	27	28	29	30	31	32	33	34	35	36	37	38	39	40	41	42	43	44	45	46	47	48	49	50	51	52				
FAISALABAD																																																													
8	COMPOSITE SITE, Pump Station	7	0	1	1	Marked in 2012																																																							
9	Jamal City Road	7	0	0																																																									
Sindh						192	46	34	9																																																				
GULSHAN-E-IBRAHIM																																																													
10	KHI-Gi-Chakora Nulla	27	6	3		1	2	3	4	5	6	7	8	9	10	11	12	13	14	15	16	17	18	19	20	21	22	23	24	25	26	27	28	29	30	31	32	33	34	35	36	37	38	39	40	41	42	43	44	45	46	47	48	49	50	51	52				
11	KHI-Gi-Rashid Minhas Rd	27	8	1		1	2	3	4	5	6	7	8	9	10	11	12	13	14	15	16	17	18	19	20	21	22	23	24	25	26	27	28	29	30	31	32	33	34	35	36	37	38	39	40	41	42	43	44	45	46	47	48	49	50	51	52				
GADAP																																																													
12	KHI-Gadap-Composite site	27	11	6		1	2	3	4	5	6	7	8	9	10	11	12	13	14	15	16	17	18	19	20	21	22	23	24	25	26	27	28	29	30	31	32	33	34	35	36	37	38	39	40	41	42	43	44	45	46	47	48	49	50	51	52				
13	KHI-Gadap-Sohrab Goth	26	10	10	1	1	2	3	4	5	6	7	8	9	10	11	12	13	14	15	16	17	18	19	20	21	22	23	24	25	26	27	28	29	30	31	32	33	34	35	36	37	38	39	40	41	42	43	44	45	46	47	48	49	50	51	52				
BALDIA																																																													
14	KHI-Baldia-Sejan Goth	26	4			1	2	3	4	5	6	7	8	9	10	11	12	13	14	15	16	17	18	19	20	21	22	23	24	25	26	27	28	29	30	31	32	33	34	35	36	37	38	39	40	41	42	43	44	45	46	47	48	49	50	51	52				
15	KHI-Baldia-Composite	27	7	1		1	2	3	4	5	6	7	8	9	10	11	12	13	14	15	16	17	18	19	20	21	22	23	24	25	26	27	28	29	30	31	32	33	34	35	36	37	38	39	40	41	42	43	44	45	46	47	48	49	50	51	52				
SUKKUR																																																													
16	SKR-Miani P.Station-Sukkur city	12		4		Marked in 2012																																																							
17	SKR-Malka P.Station-N.Sukkur	11		3																																																									
HYDERABAD																																																													
18	HYD-Tulsiyaz P. Station	9		6	2																																																								
Khyber Pakhtunkhwa						54	19	20	4																																																				
PESHAWAR																																																													
19	PWR-Shahen Town, ST-1	27	11	11	2	1	2	3	4	5	6	7	8	9	10	11	12	13	14	15	16	17	18	19	20	21	22	23	24	25	26	27	28	29	30	31	32	33	34	35	36	37	38	39	40	41	42	43	44	45	46	47	48	49	50	51	52				
20	PWR-Lara Ma, LM-1	27	8	9	2	1	2	3	4	5	6	7	8	9	10	11	12	13	14	15	16	17	18	19	20	21	22	23	24	25	26	27	28	29	30	31	32	33	34	35	36	37	38	39	40	41	42	43	44	45	46	47	48	49	50	51	52				
Balochistan						39	20	4	1																																																				
QUETTA																																																													
21	Quetta-Jetani Kili, JT-1	26	11	2		1	2	3	4	5	6	7	8	9	10	11	12	13	14	15	16	17	18	19	20	21	22	23	24	25	26	27	28	29	30	31	32	33	34	35	36	37	38	39	40	41	42	43	44	45	46	47	48	49	50	51	52				
22	Quetta-Jam-e-Saltan, JS-1	27	9	2		1	2	3	4	5	6	7	8	9	10	11	12	13	14	15	16	17	18	19	20	21	22	23	24	25	26	27	28	29	30	31	32	33	34	35	36	37	38	39	40	41	42	43	44	45	46	47	48	49	50	51	52				
23	Quetta-Surpul, SP-1	6		1		Marked in 2012																																																							
Pakistan						507	136	88	9																																																				

- Wild poliovirus type 1 (WPV1)
- Wild poliovirus type 3 (WPV3)
- ■ Mixture WPV1 & WPV3
- No WPV Isolated
- Under process
- X Scheduled sampling, sample not collected
- No sampling scheduled

SUMMARY

Total Sites = 23

Total Samples Collected (2011-2012-2013) = 507

Total Samples with results available = 492

Total samples positive for Wild PV (2011-2012-2013) = **233** (136+88+09) (WPV1= 233)

Comparison environmental sampling results 2012-13*

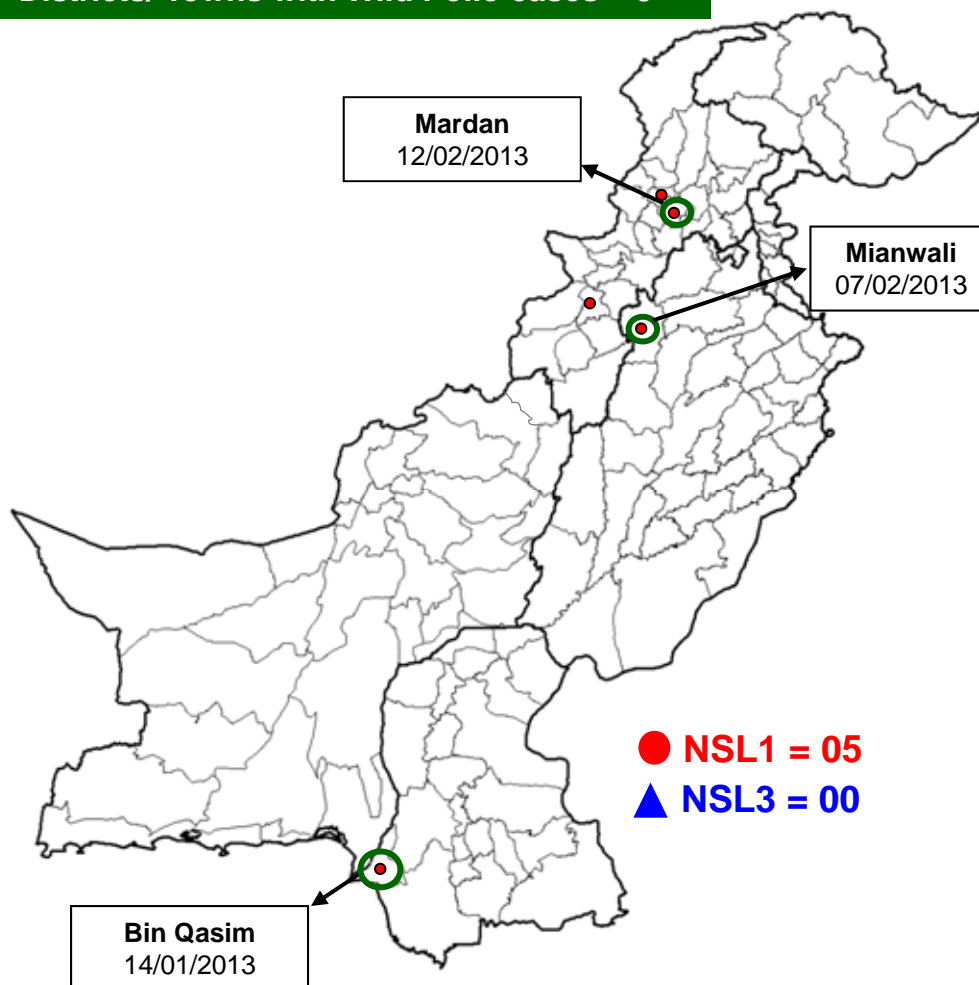
District/ Town	2012			2013*			Last Isolate
	Total	Wild		Total	Wild		
Lahore	7	4	57%	7	0	0%	20-Nov-12
Multan	8	3	38%	6	0	0%	18-Jun-12
Rawalpindi	3	2	67%	2	0	0%	24-Oct-12
Faisalabad	Sampling started week 36			5	1	20%	03-Jan-13
G IQbal	6	0	0%	5	0	0%	04-Oct-12
Gadap	6	5	83%	4	1	25%	29-Jan-13
Baldia	5	0	0%	5	0	0%	10-Jul-12
Sukkur	Sampling started week 17			4	0	0%	05-Sep-12
Hyderabad	Sampling started week 28			2	2	100%	11-Feb-13
Peshawar	6	6	100%	4	4	100%	25-Feb-13
Quetta	5	3	60%	5	1	20%	20-Feb-13
Total	46	23	50%	49	9	18%	25-Feb-13

* Comparison of samples till week 10 of both years with available results

Data source Polio RRL

Map1: Distribution of Wild Polio cases Pakistan 2013*

Districts/ Towns with Wild Polio cases = 5



Province/ Country	Date of Last Case		Number of cases 2013	
	P1	P3	P1	P3
PUNJAB	Feb 2013	Jun, 2010	1	-
SINDH	Jan, 2013	Jan, 2010	1	-
KHYBER- PAKHTUNKHWA	Feb, 2013	Oct, 2010	3	-
FATA	Nov, 2012	Apr, 2012	-	-
BALUCHISTAN	Oct, 2012	Apr, 2010	-	-
AJK	-	Jun, 2000	-	-
GILGIT-BALTISTAN	Aug, 2012	-	-	-
ISLAMABAD	Sep, 2008	Sep, 2008	-	-
PAKISTAN	Feb, 2013	Apr, 2012	5	-

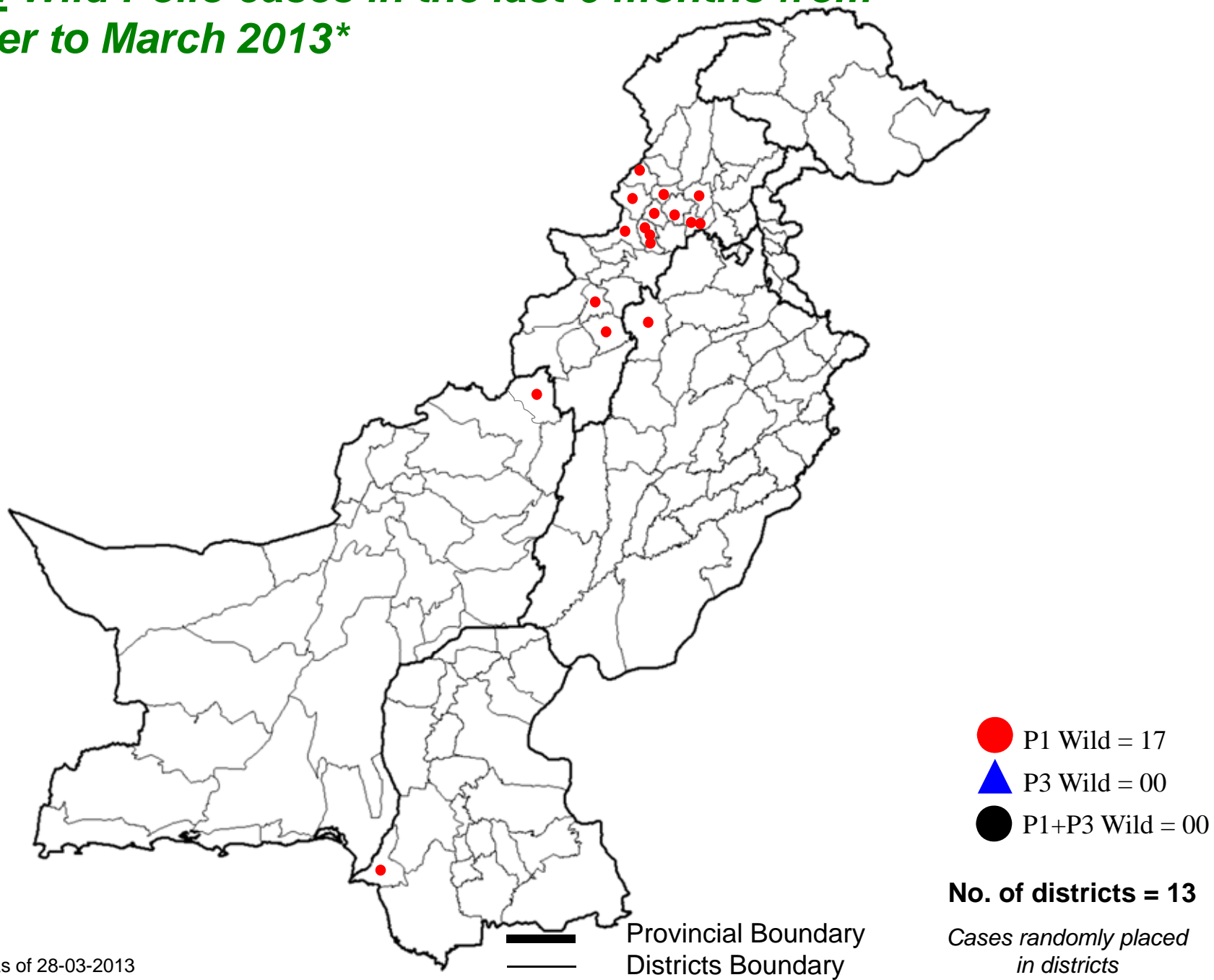
○ District with last polio case in province

* Afp.rec Data as of 28-03-2013

Cases randomly placed
in districts

— Provincial Boundary
— Districts Boundary

Map 3: Wild Polio cases in the last 6 months from October to March 2013*

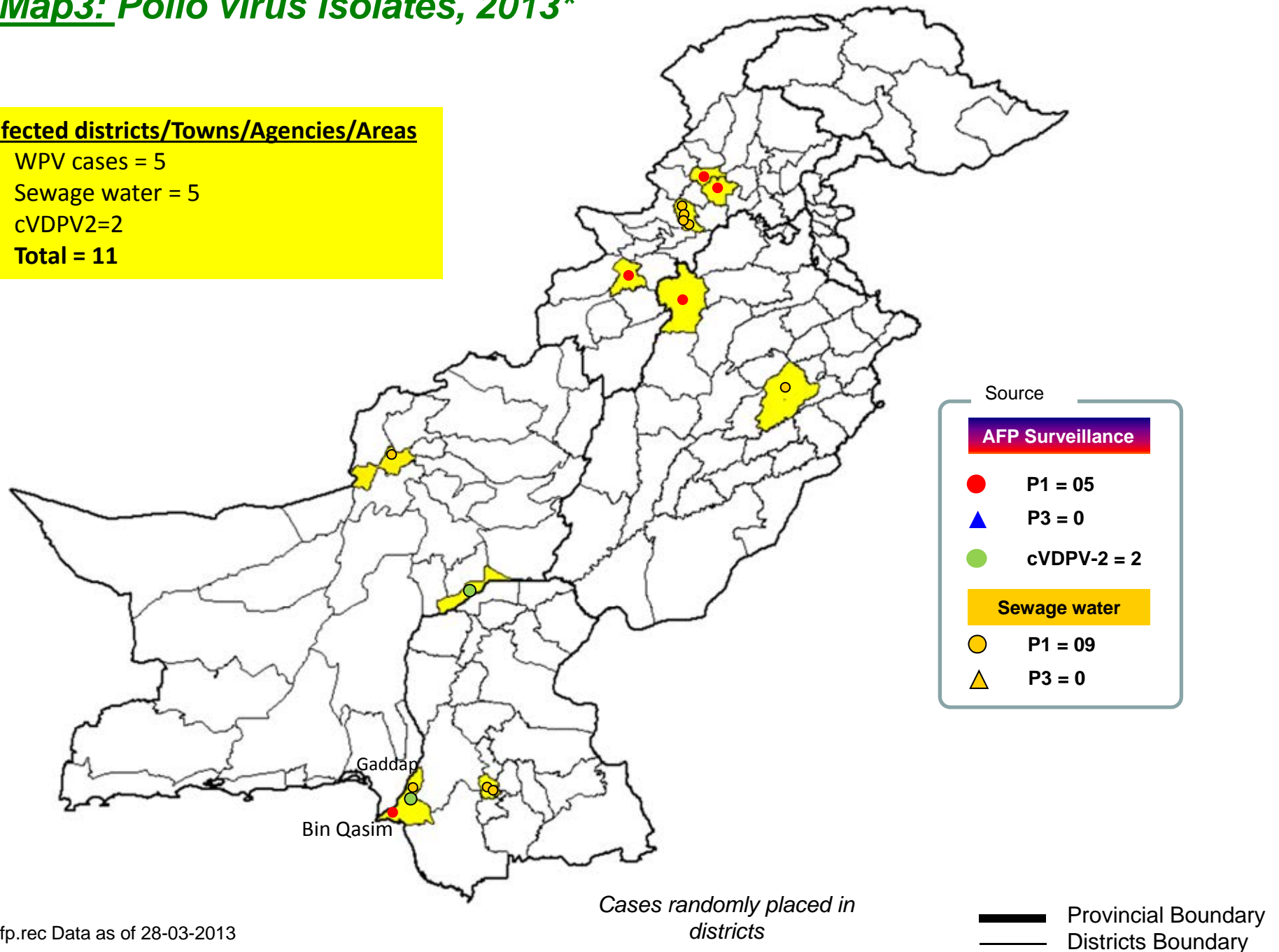


* Afp.rec Data as of 28-03-2013

Map3: Polio virus isolates, 2013*

Infected districts/Towns/Agencies/Areas

- WPV cases = 5
- Sewage water = 5
- cVDPV2=2
- Total = 11**



* Afp.rec Data as of 28-03-2013

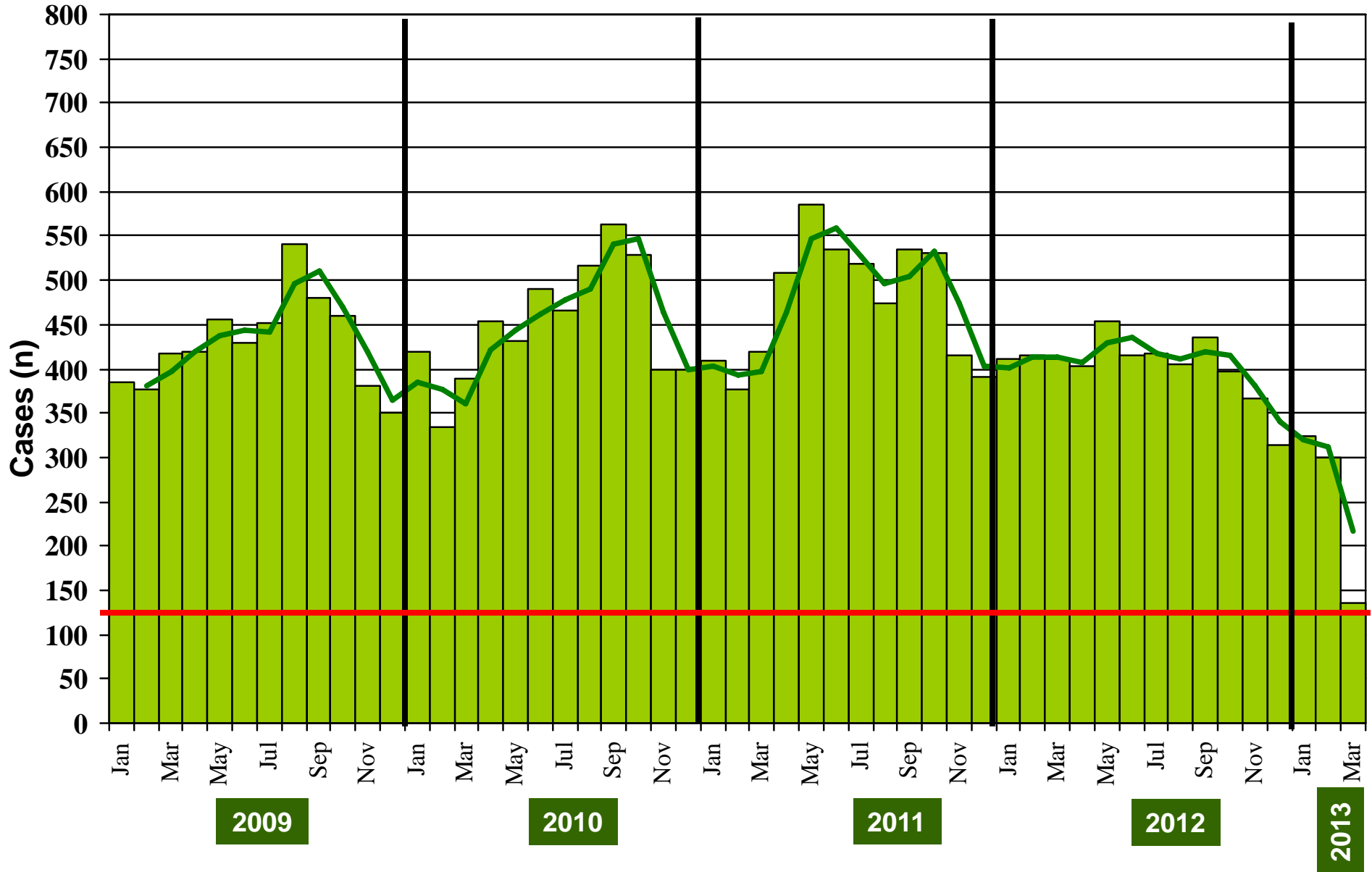
**Table 5: Distribution of AFP Cases By Week of Onset ^
Pakistan 2012-2013* [Week number/Ending on]**

PROVINCE	W 49 08 Dec 2012	W 50 15 Dec 2012	W 51 22 Dec 2012	W 52 29 Dec 2012	W 1 05 Jan 2013	W 2 12 Jan 2013	W 3 19 Jan 2013	W 4 26 Jan 2013	W 5 02 Feb 2013	W 6 09 Feb 2013	W 7 16 Feb 2013	W 8 23 Feb 2013	W 9 02 Mar 2013	W 10 09 Mar 2013	W 11 16 Mar 2013
PUNJAB	33	41	58	32	34	36	42	35	33	42	39	47	45	41	12
SINDH	19	27	15	15	12	15	15	16	10	15	19	16	21	16	5
KP	12	15	10	11	21	14	14	16	12	8	19	12	11	11	4
FATA	2	1	1	0	3	0	2	2	1	0	3	0	3	0	1
BALUCHISTAN	4	3	3	0	2	3	1	1	3	2	1	2	2	1	0
AJK	0	0	0	0	0	1	3	2	0	1	3	2	0	0	0
GILGIT/ BILTISTAN	0	0	0	0	0	0	0	0	0	0	0	0	0	0	0
ISLAMABAD	0	0	1	0	0	0	1	1	0	1	1	1	0	0	0
PAKISTAN	70	87	88	58	72	69	78	73	59	69	85	80	82	69	22

* Afp.rec & Afplab.rec: Data as of 28-03-2013

^ MMWR Epidemiological Weeks

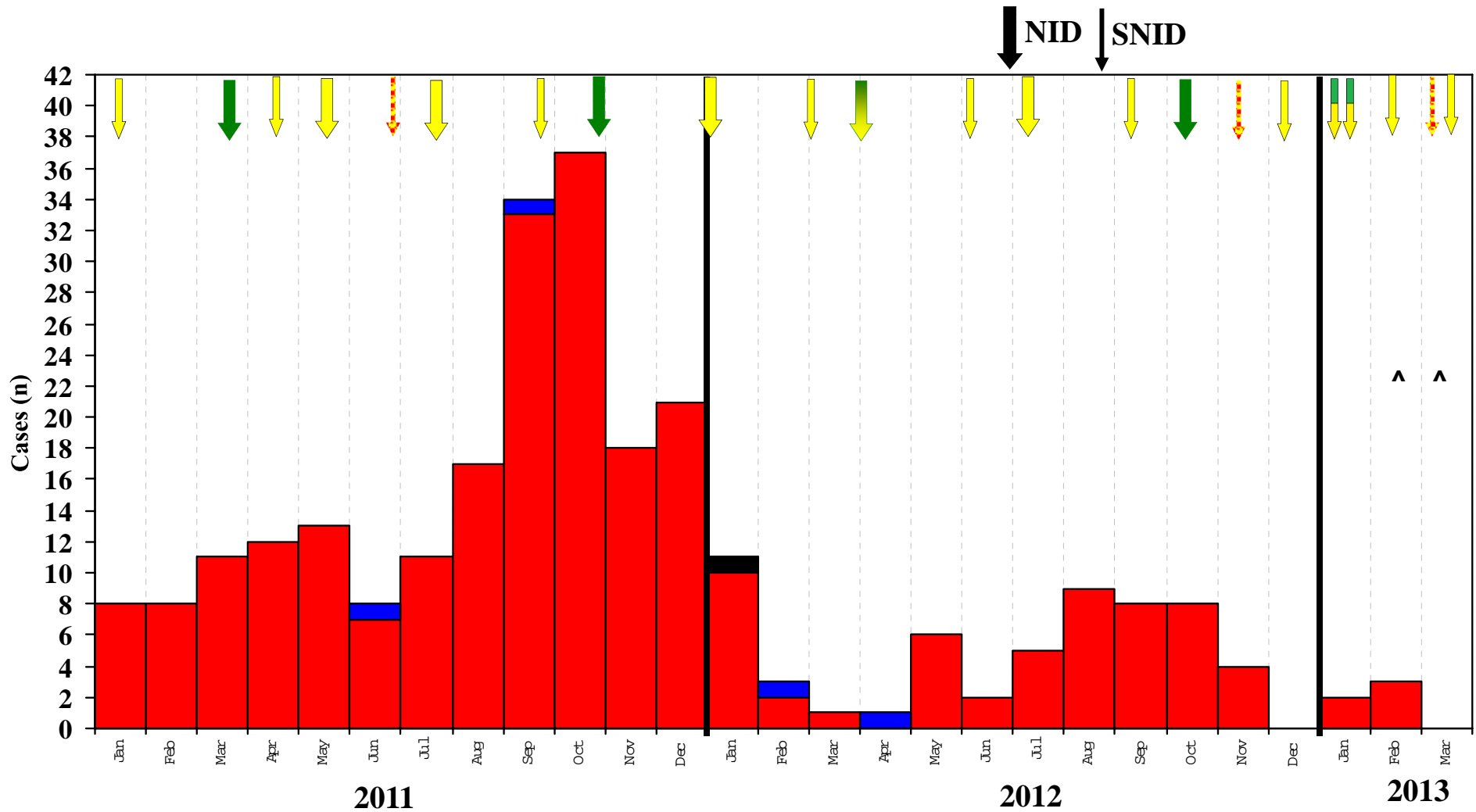
Graph 1: Distribution of AFP Cases by Month, Pakistan 2009-2013*



@ Non-polio AFP rate of 2/100,000 children < 15 years

*Afp.rec Data as of 28-03-2013

Confirmed Polio Cases By Poliovirus Type, 2011-2013*

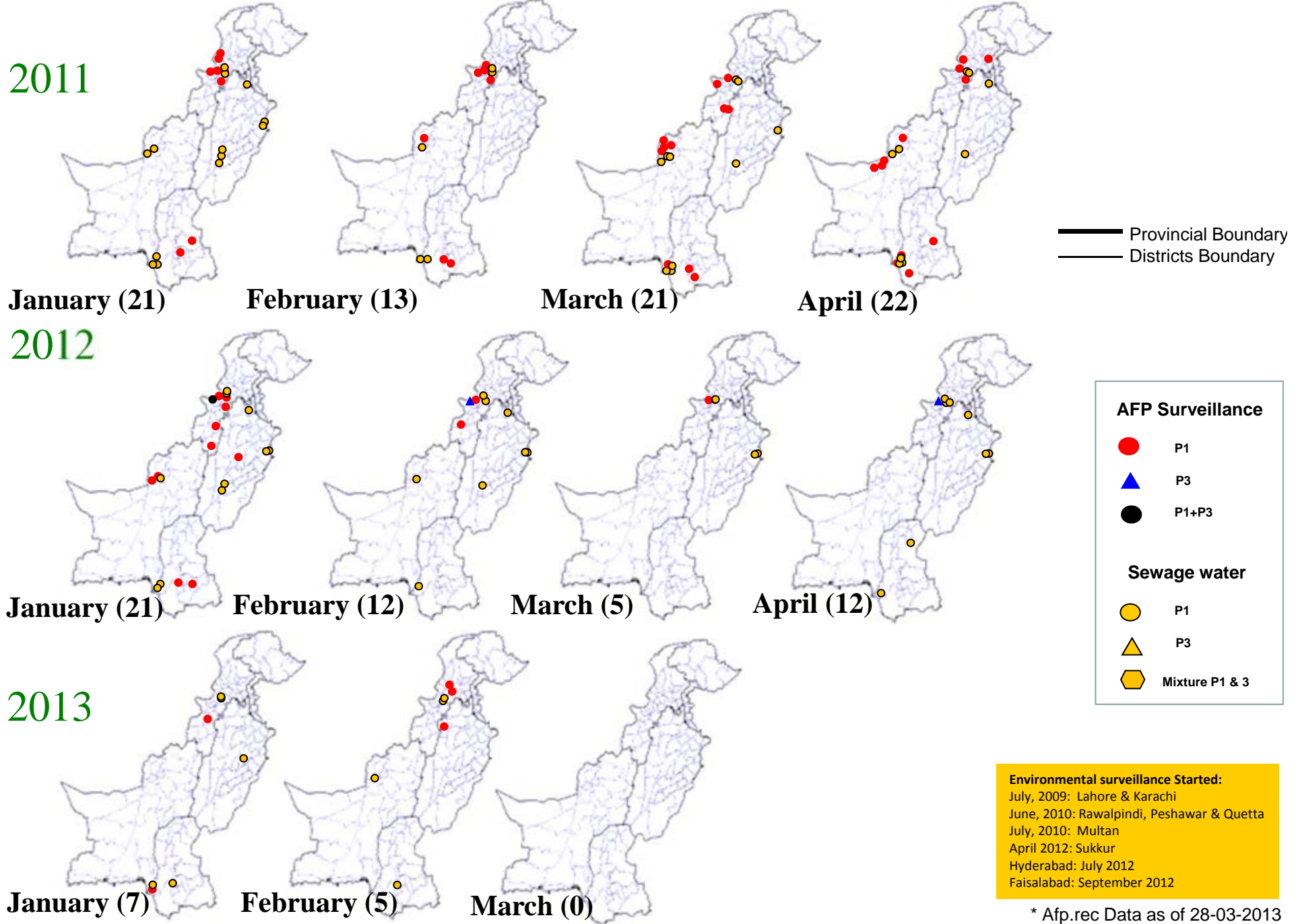


Vaccine Type
■ mOPV1 ■ mOPV3 ■ Trivalent ■ Bivalent

* Data source AFP 09/03/2013

Virus Type
■ NSL3 ■ NSL1 ■ NSL1 & NSL3

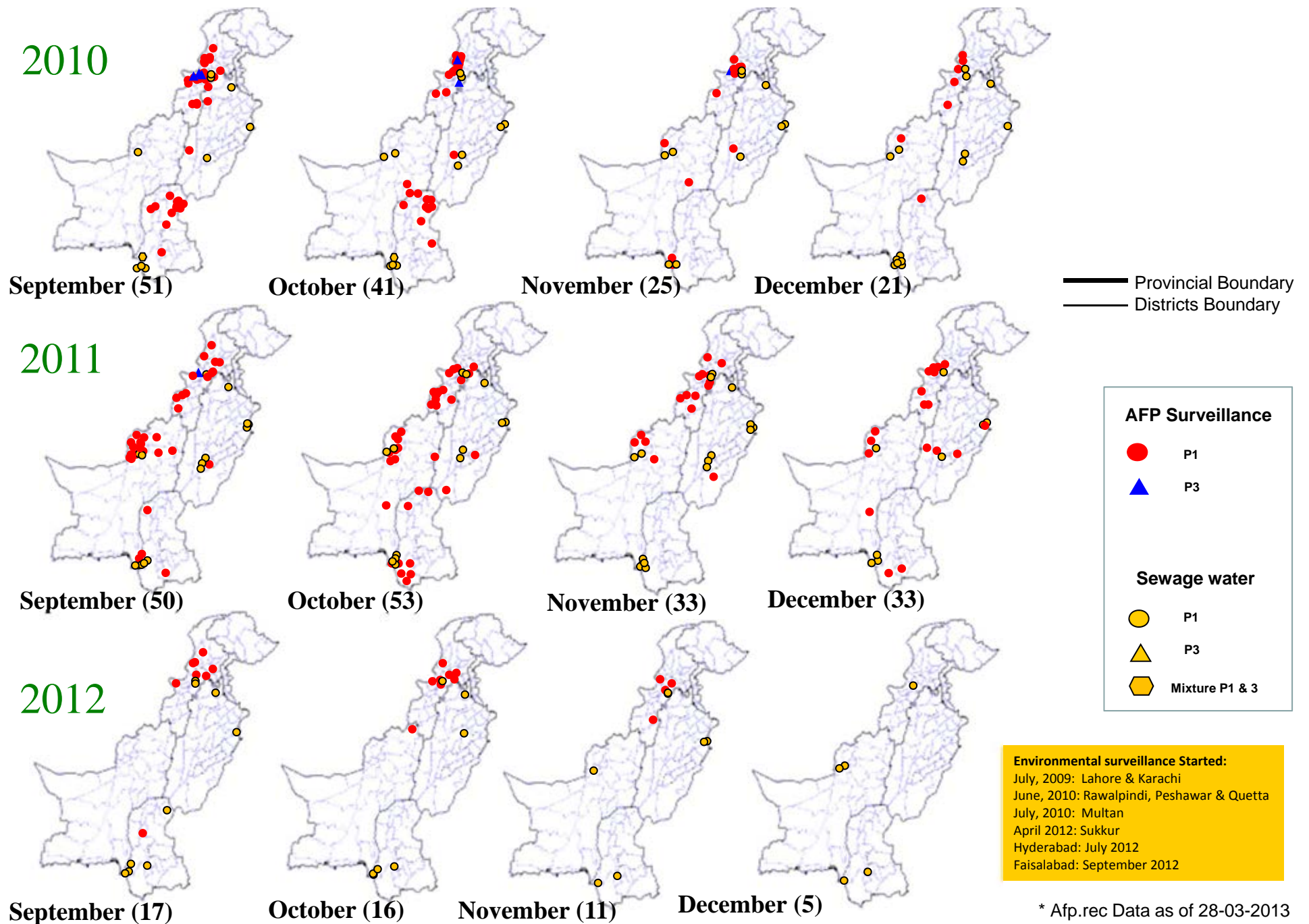
Map 4: Monthly Comparison of P1 & P3 Polio Cases/Isolates 2011-2013*



Environmental surveillance Started:
 July, 2009: Lahore & Karachi
 June, 2010: Rawalpindi, Peshawar & Quetta
 July, 2010: Multan
 April 2012: Sukkur
 Hyderabad: July 2012
 Faisalabad: September 2012

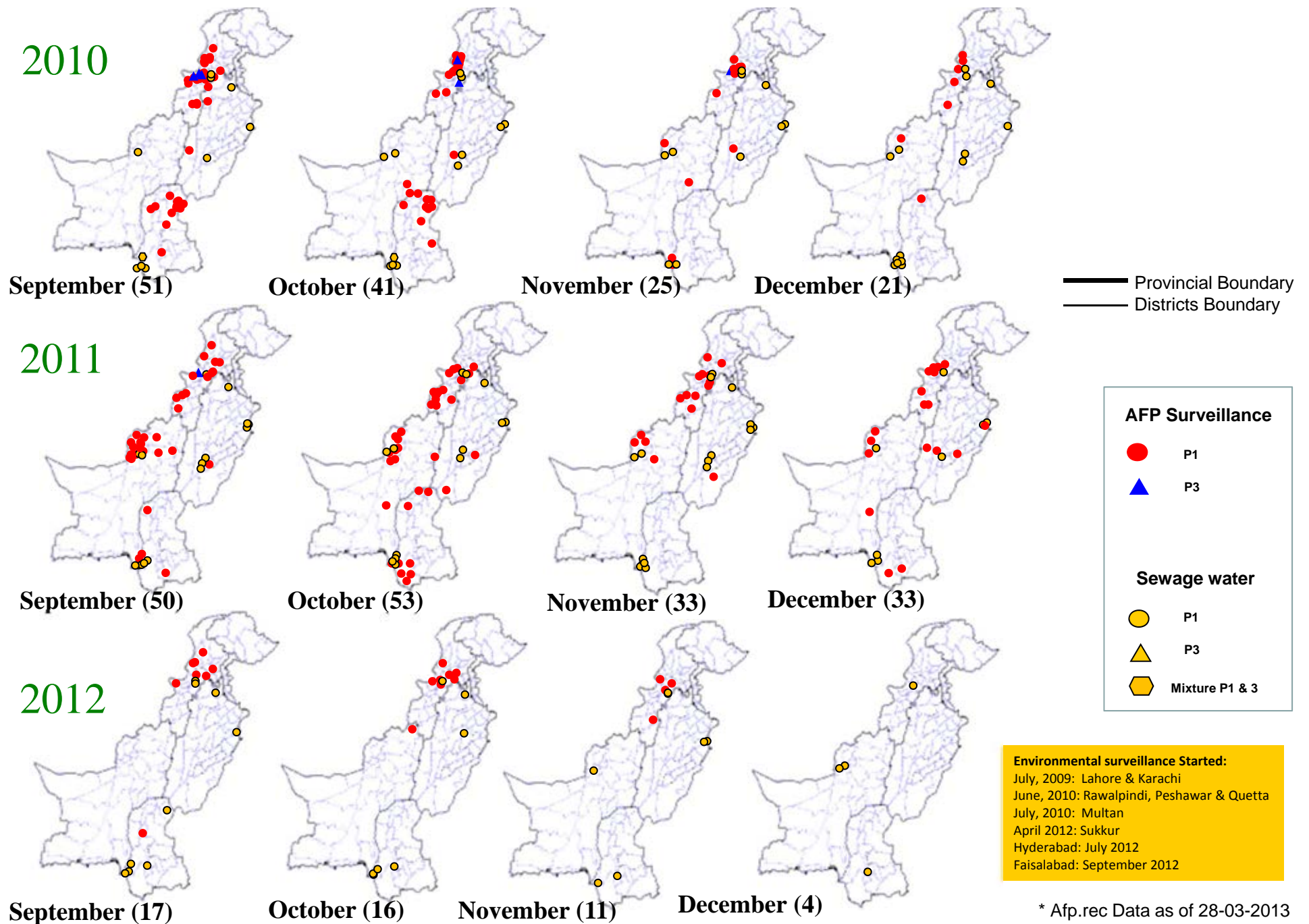
* Afp.rec Data as of 28-03-2013

Map 4.2: Monthly Comparison of P1 & P3 Polio Cases/Isolates 2010-2012*



* Afp.rec Data as of 28-03-2013

Map 4.2: Monthly Comparison of P1 & P3 Polio Cases/Isolates 2010-2012*

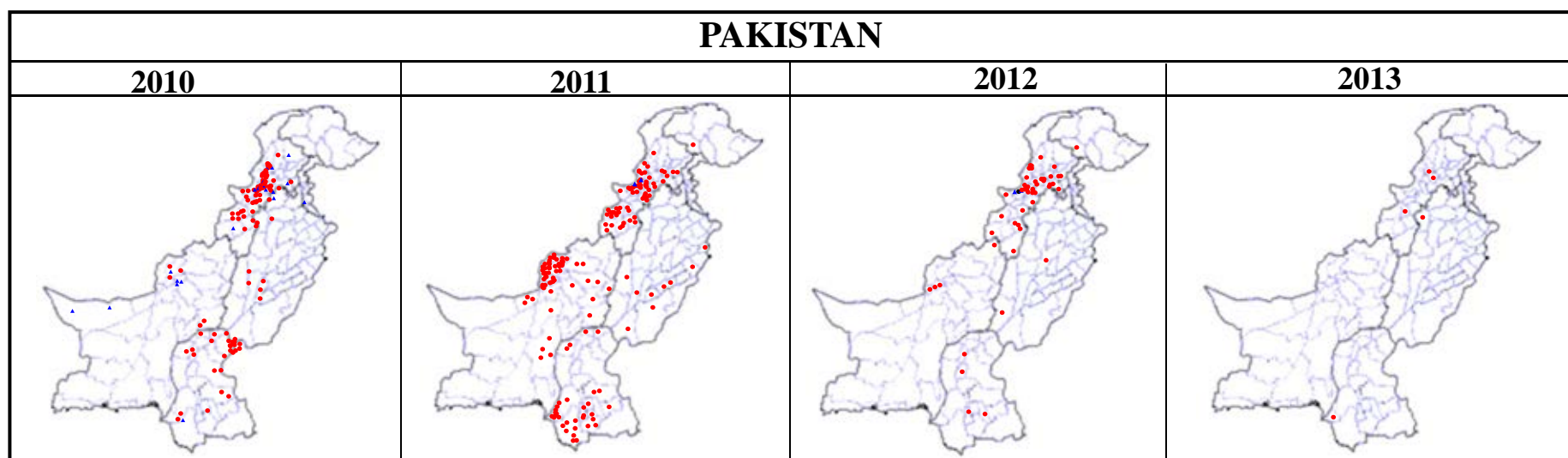


* Afp.rec Data as of 28-03-2013

Table 6: Polio Eradication Update, Pakistan 2010-2013*

Province/Region	Polio 1				Polio 3				Total Wild			
	2010	2011	2012	2013	2010	2011	2012	2013	2010	2011	2012	2013
PUNJAB	6	9	2	1	1	0	-	-	7	9	2	1
SINDH	26	33	4	1	1	0	-	-	27	33	4	1
KP	19	23	27	3	5	0	-	-	24	23	27	3
FATA^	63	57	17	-	11	2	2	-	74	59	20^	-
BALUCHISTAN	6	73	4	-	6	0	-	-	12	73	4	-
AJK	0	0	-	-	0	0	-	-	0	0	-	-
Gilgit-Baltistan	0	1	1	-	0	0	-	-	0	1	1	-
ISLAMABAD	0	0	-	-	0	0	-	-	0	0	-	-
PAKISTAN	120	196	55	5	24	2	2	-	144	198	58	5

^ FATA reported mixture of NSL1 & NSL3



* Afp.rec Data as of 27-03-2013

Table 7: Vaccination status of non polio AFP cases age 6-59 months 2010-2013*

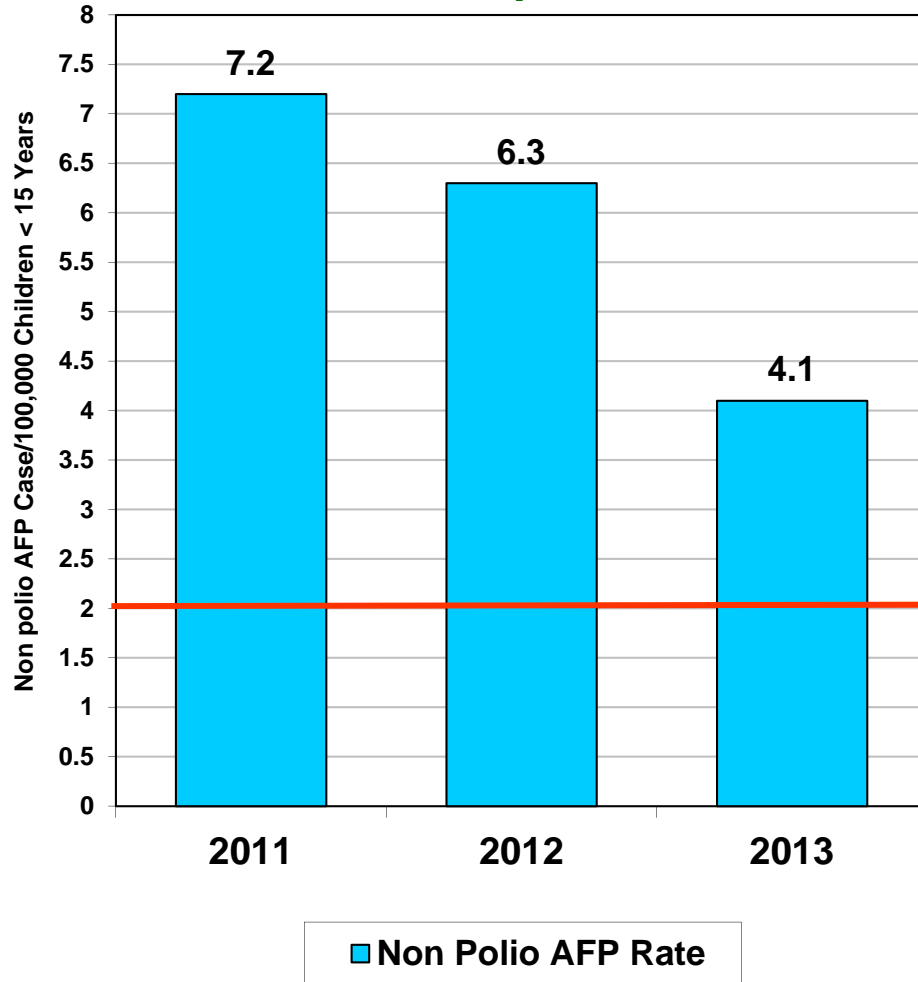
REGION	0 dose				1-2 doses				3 doses				4-6 doses				7+ doses			
	10	11	12	13	10	11	12	13	10	11	12	13	10	11	12	13	10	11	12	13
Central Punjab	0%	0%	0%	0%	1%	1%	0%	0%	1%	2%	0%	2%	7%	6%	4%	4%	91%	92%	95%	95%
North Punjab	0%	0%	0%	0%	0%	1%	0%	0%	2%	1%	0%	0%	6%	5%	4%	6%	91%	93%	96%	94%
South Punjab	0%	0%	0%	0%	1%	0%	0%	0%	0%	1%	0%	0%	5%	5%	4%	2%	94%	93%	96%	98%
PUNJAB	0%	0%	0%	0%	1%	1%	0%	0%	1%	1%	0%	1%	6%	5%	4%	3%	92%	93%	96%	96%
Karachi	2%	4%	1%	0%	0%	1%	1%	4%	3%	0%	2%	0%	7%	6%	6%	9%	88%	88%	90%	87%
North Sindh	0%	0%	0%	0%	1%	1%	0%	0%	0%	0%	1%	0%	4%	5%	4%	0%	95%	94%	95%	100%
South Sindh	0%	1%	0%	0%	1%	1%	1%	2%	1%	0%	2%	0%	9%	6%	4%	7%	89%	93%	93%	91%
SINDH	1%	1%	0%	0%	1%	1%	1%	2%	1%	0%	1%	0%	7%	6%	4%	5%	91%	92%	93%	94%
Central Khyber Pakhtunkhwa	1%	1%	2%	0%	0%	1%	1%	0%	1%	0%	0%	2%	2%	3%	2%	0%	97%	95%	95%	96%
North Khyber Pakhtunkhwa	2%	1%	2%	0%	1%	2%	2%	6%	2%	1%	2%	0%	6%	7%	9%	6%	89%	90%	85%	85%
South Khyber Pakhtunkhwa	3%	2%	2%	0%	3%	4%	1%	0%	3%	4%	1%	0%	14%	7%	9%	6%	76%	83%	87%	88%
Khyber Pakhtunkhwa	1%	1%	2%	0%	1%	2%	1%	2%	2%	1%	1%	2%	6%	5%	6%	3%	90%	91%	89%	90%
FATA	14%	14%	18%	0%	11%	10%	6%	0%	6%	5%	3%	0%	18%	11%	12%	0%	51%	61%	62%	3%
North Balochistan	12%	4%	12%	14%	0%	12%	10%	0%	4%	23%	3%	0%	12%	12%	17%	14%	72%	50%	57%	71%
Quetta Block	0%	31%	14%	14%	11%	10%	10%	0%	0%	3%	0%	0%	9%	14%	14%	14%	81%	43%	62%	71%
Rest of Balochistan	6%	7%	9%	33%	2%	2%	7%	0%	2%	5%	4%	0%	11%	10%	22%	33%	78%	76%	89%	33%
BALUCHISTAN	5%	16%	8%	17%	4%	6%	8%	0%	2%	6%	3%	0%	11%	12%	17%	17%	78%	60%	64%	67%
PAKISTAN	1%	2%	1%	0%	1%	1%	1%	1%	1%	1%	1%	1%	7%	6%	5%	4%	89%	89%	92%	94%

* Afp.rec Data as of 28-03-2013

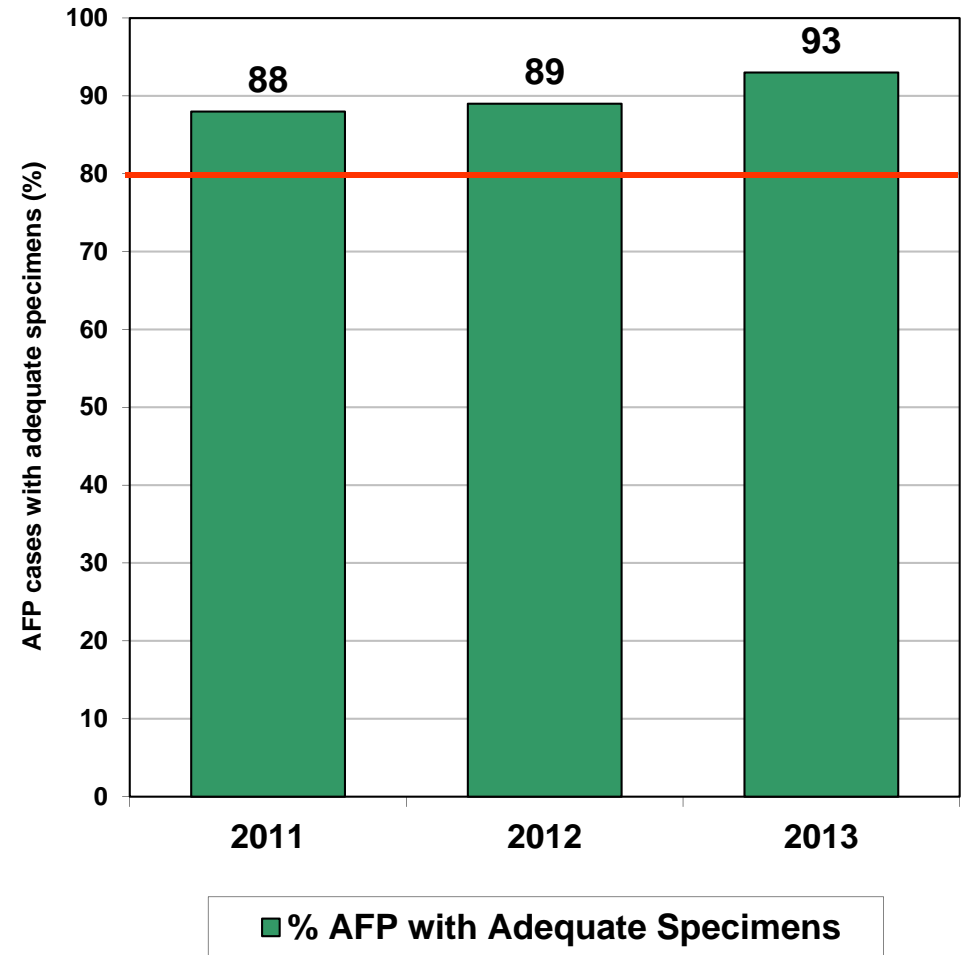
Key Surveillance Indicators; 2011-2013*

(Non polio AFP rate and % AFP cases with adequate specimens)

Graph 3



Graph 4

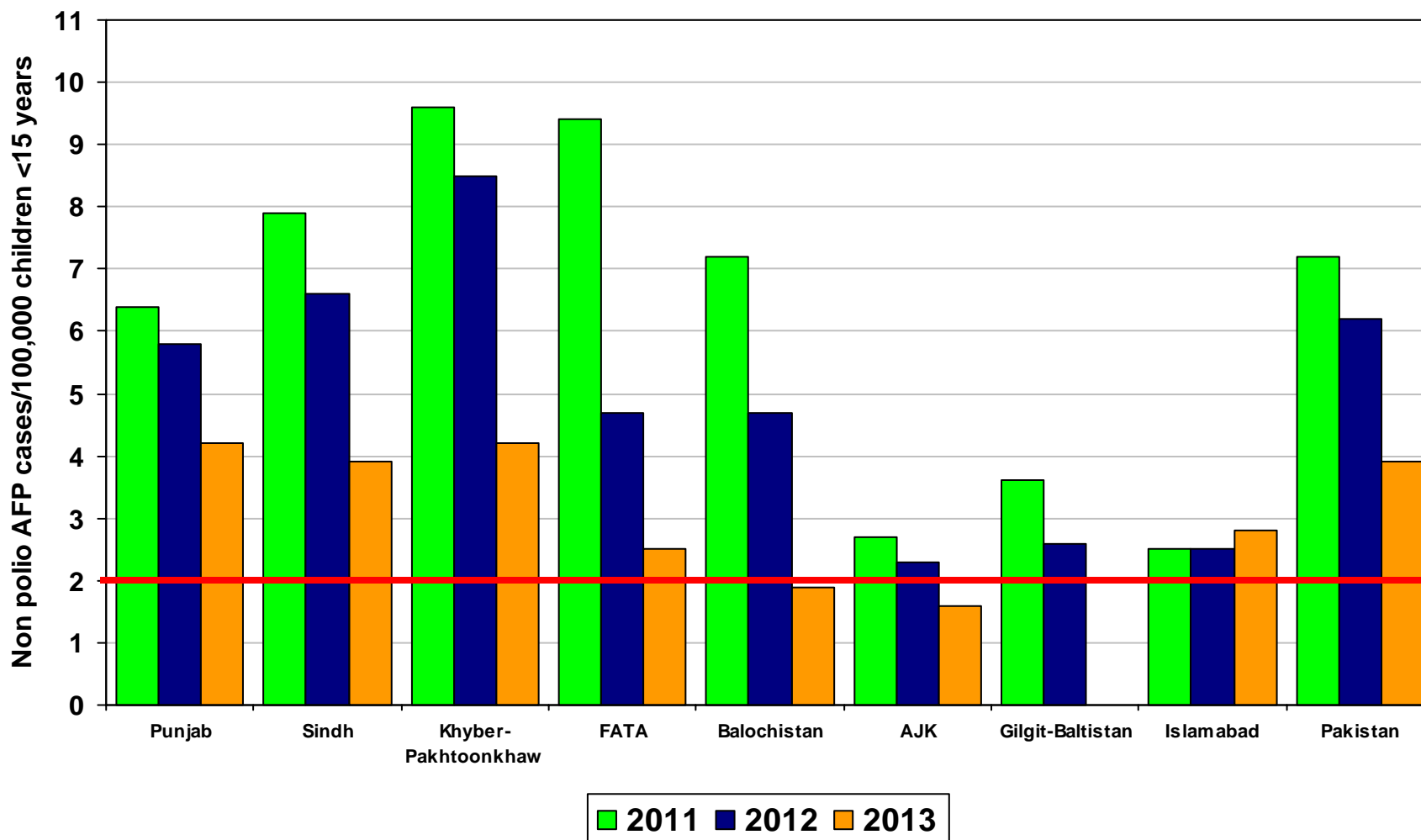


Non Polio AFP rate Up to Week No. 12 ended on 23rd March, 2012

* Afp.rec Data as of 28-03-2013

 Target

Non Polio AFP Rate By Province/Regions, 2011-2013*

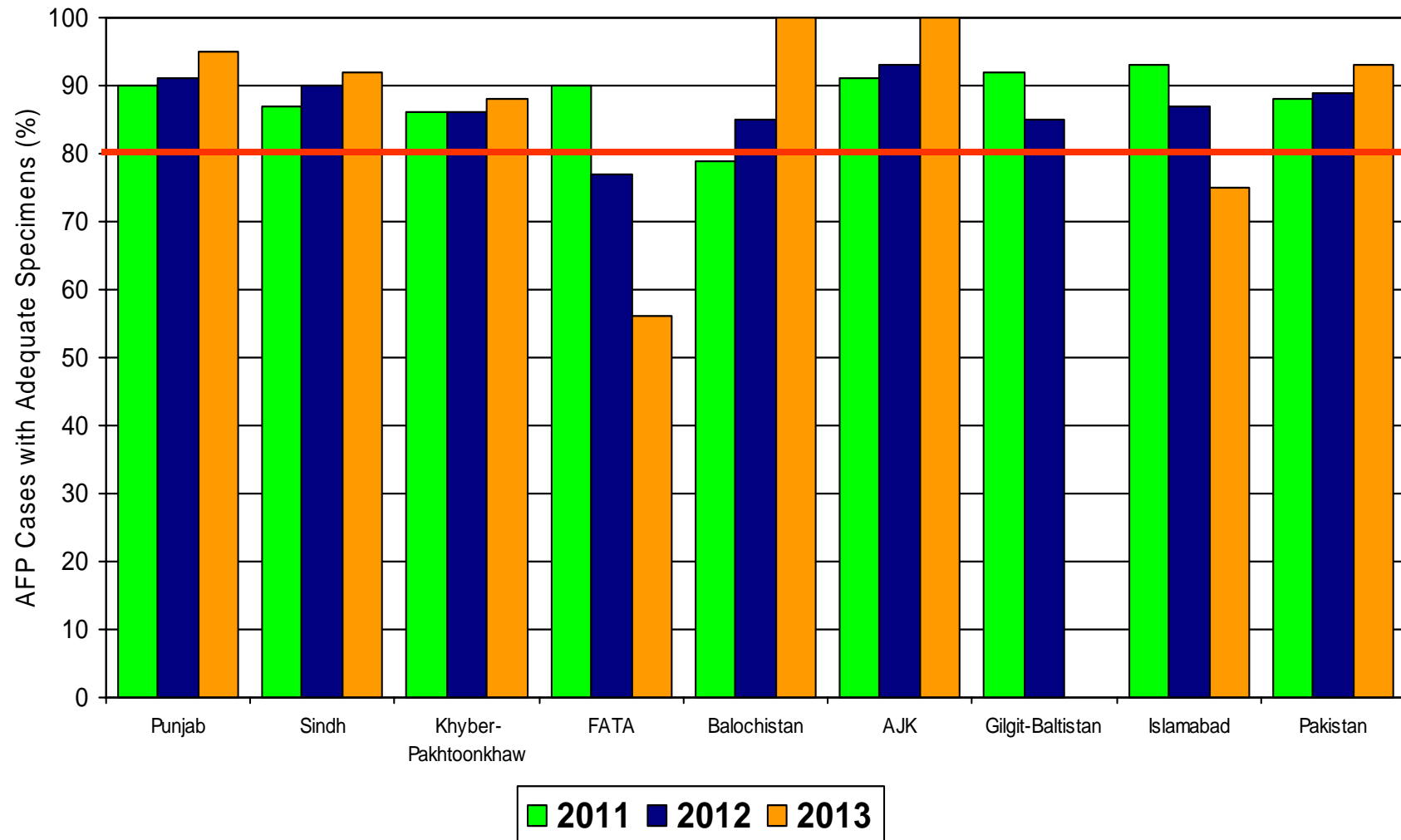


Non Polio AFP rate Up to Week No. 12 ended on 23rd March, 2013

 Target Non-Polio AFP Rate 2/ 100000 < 15 years of the age

* Data source AFP 28/03/2013

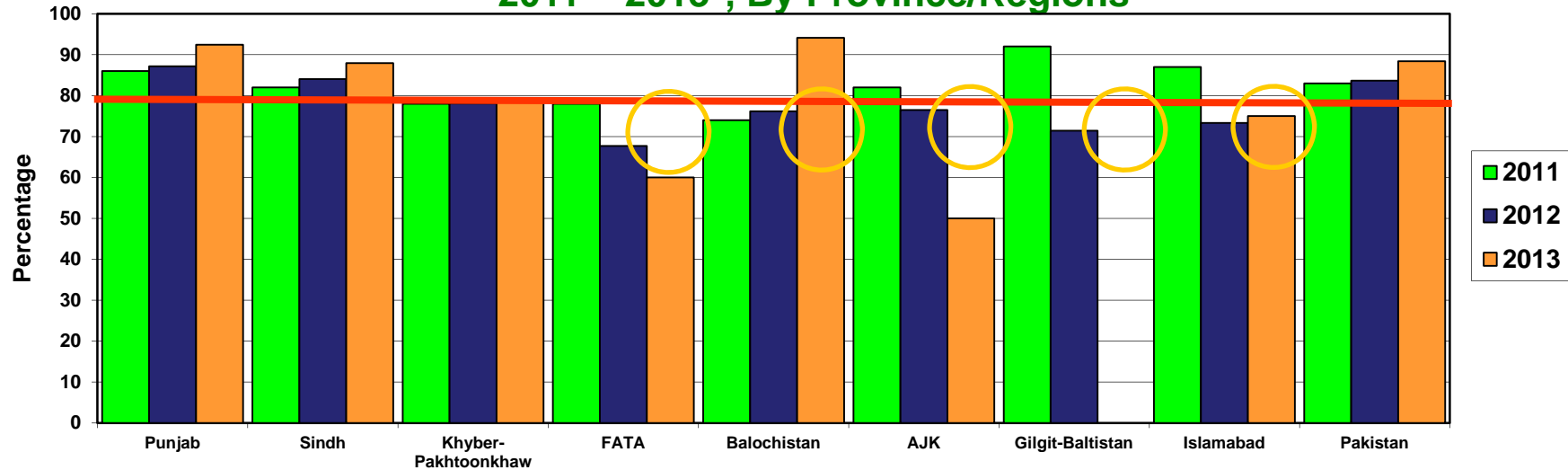
Percent AFP Cases with Adequate Specimens By Province/Regions, 2011-2013*



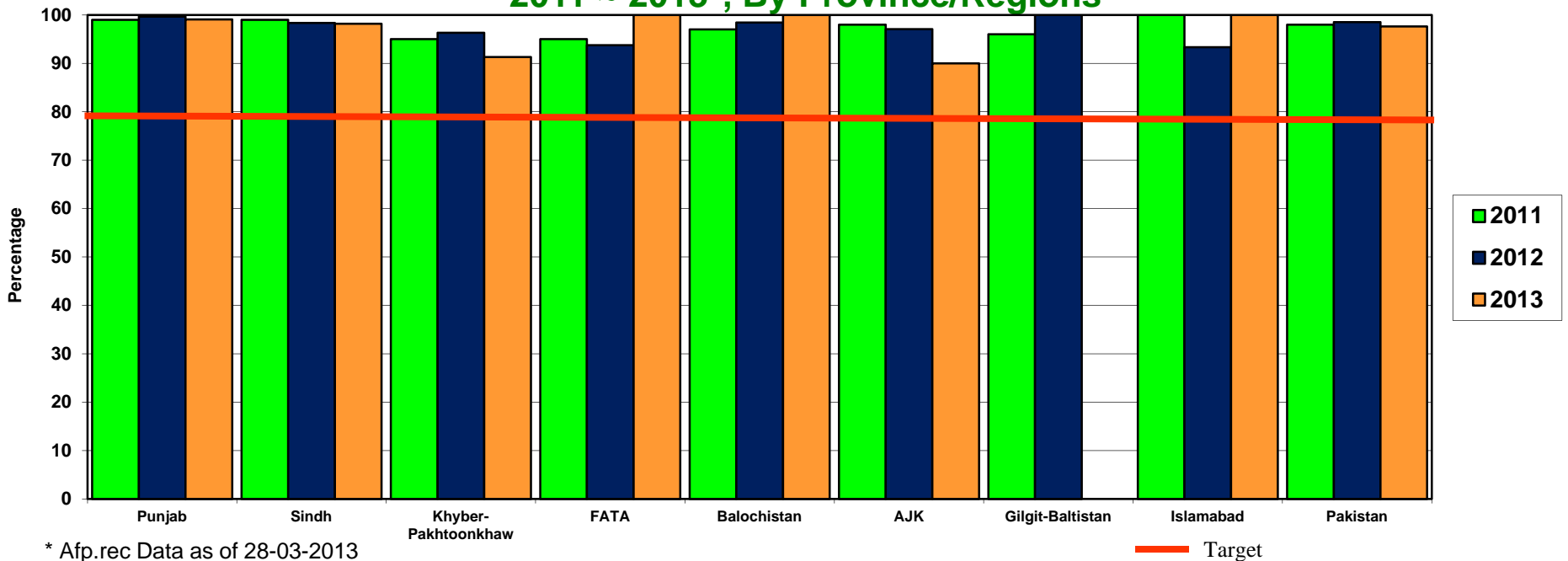
* Data source AFP 28/03/2013

Target Adequate Sample cases = 80%

**Graph 5: Percent AFP Cases Notified within 07 days of paralysis onset
2011 ~ 2013*, By Province/Regions**



**Graph 6: Percent AFP Cases Investigated within 48 hours of notification
2011 ~ 2013*, By Province/Regions**

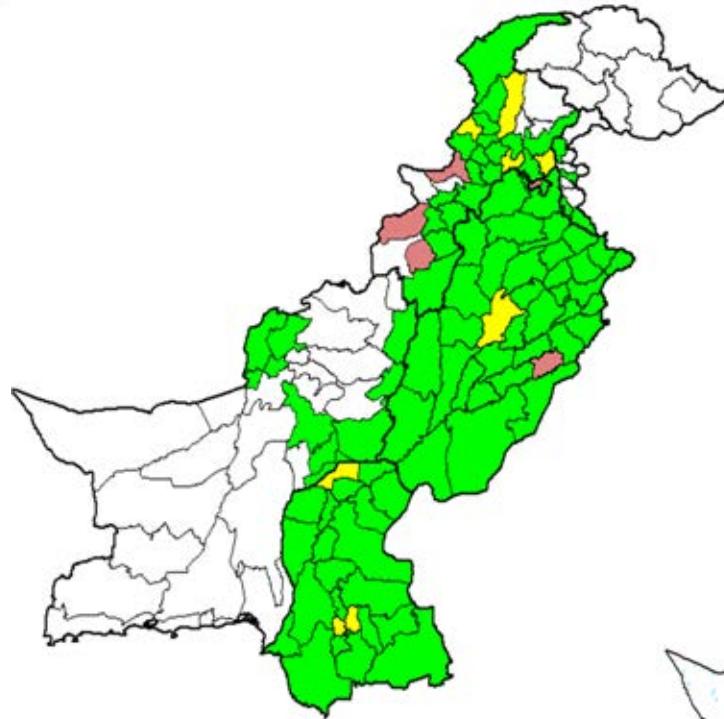
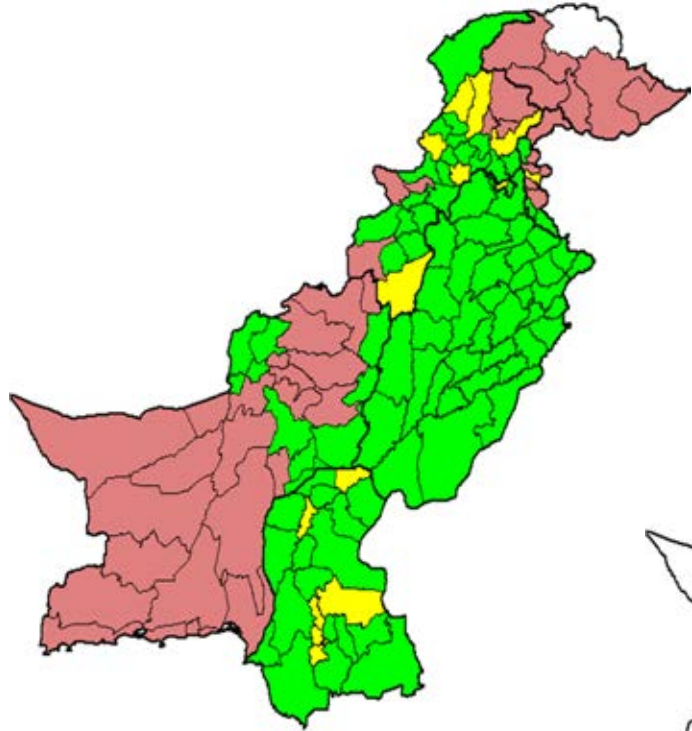


* Afp.rec Data as of 28-03-2013

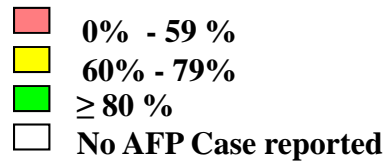
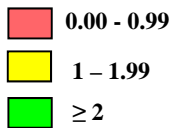
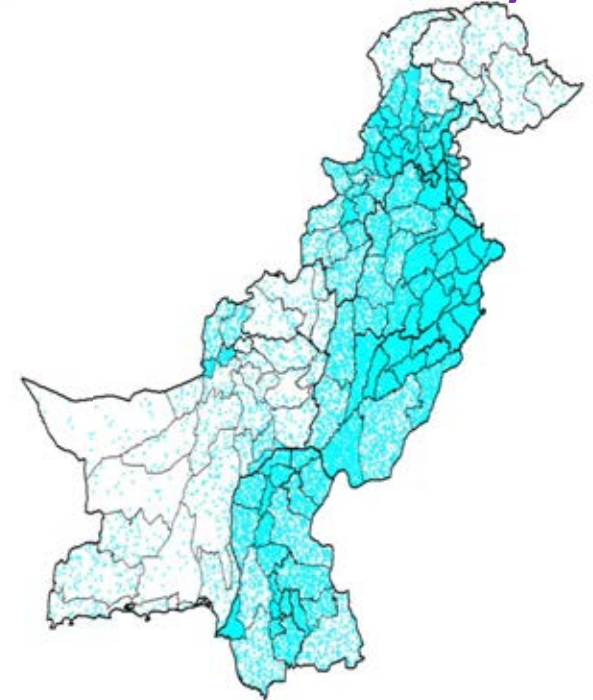
— Target

Non-Polio AFP Rate by District 2013*

Percent AFP Cases with Adequate Specimens, By District – 2013*



Population density



Non Polio AFP rate Up to Week No. 12 ended on 23rd March, 2013

* Data source AFP 28/03/2013

● 2000 children under 15 years of age

Table 8.1: AFP CASES PENDING FOR CLASSIFICATION WITH DATE OF ONSET MORE THAN 90 DAYS* 2012 (1/2)

S. No	DISTRICT	TEHSIL	EPID	SEX	AGE	DONSET	DOSE€	DSTOOL1	DSTOOL2	LAB	FEVER	ASVM	PROG	FUP	PEND (DAYS)
1	HYDERABAD	HYDERABAD RURAL	SD/21/12/027	F	7	3/29/2012	3	5/22/2012	5/24/2012	VACC	Y	Y	Y	Y	364
2	JACOBABAD	JACOBABAD	SD/53/12/038	M	120	10/20/2012	7+	12/10/2012	12/12/2012	NVI	Y	Y	Y	Y	159
3	JACOBABAD	THUL	SD/53/12/041	F	36	11/15/2012	7+	1/1/2013	1/5/2013	NVI	Y	Y	Y	Y	133
4	ABOTABAD	HAVALIAN	NW/10/12/014	F	30	5/6/2012	7+	LATE NOTIFICATION			Y	Y	Y		326
5	ABOTABAD	HAVALIAN	NW/10/12/022	M	48	7/3/2012	7+	LATE NOTIFICATION			Y	N	Y		268
6	ABOTABAD	ABBOTABAD	NW/10/12/025	M	96	7/18/2012	7+	8/17/2012	8/18/2012	NVI	N	N	Y		253
7	ABOTABAD	HAVALIAN	NW/10/12/034	M	89	9/20/2012	7+	10/13/2012	10/14/2012	NVI	Y	Y	Y		189
8	BUNIR	DAGGAR	NW/22/12/011	F	18	4/2/2012	7+	LATE NOTIFICATION			Y	N	Y		360
9	BUNIR	DAGGAR	NW/22/12/004	F	54	2/8/2012	7+	2/29/2012	3/1/2012	NVI	Y	N	Y	Y	414
10	BUNIR	DAGGAR	NW/22/12/050	M	27	10/27/2012	7+	11/27/2012	11/28/2012	NVI	Y	Y	Y	Y	152
11	BUNIR	DAGGAR	NW/22/12/051	M	30	11/9/2012	7+	11/26/2012	11/28/2012	EV	Y	Y	Y	Y	139
12	CHARSADA	CHARSADA	NW/31/12/058	F	82	9/29/2012	7+	11/8/2012	11/9/2012	EV	Y	Y	Y		180
13	CHARSADA	TANGI	NW/31/12/062	F	16	12/26/2012	7+	1/11/2013	1/12/2013	NVI	N	Y	Y		92
14	CHARSADA	CHARSADA	NW/31/12/050	M	15	10/1/2012	2	LATE NOTIFICATION			Y	Y	Y		178
15	CHARSADA	CHARSADA	NW/31/12/054	M	160	8/14/2012	7+	LATE NOTIFICATION			Y	N	Y		226
16	CHITRAL	CHITRAL	NW/21/12/005	M	216	6/12/2012	7+	6/26/2012	6/27/2012	NVI	Y	UK	UK		289
17	DIKHAN	PAHARPUR	NW/60/12/012	M	168	5/8/2012	7+	5/28/2012	5/31/2012	NVI	N	N	Y	Y	324
18	DIRLOWER	TIMERGARA	NW/23/12/041	M	60	10/20/2012	7+	11/9/2012	11/10/2012	NVI	N	Y	Y	Y	159
19	DIRLOWER	TIMERGARA	NW/23/12/040	M	23	10/26/2012	7+	11/2/2012		NVI	N	Y	Y	DIED	153
20	DIRUPPER	WARI	NW/25/12/016	F	18	5/13/2012	7+	6/3/2012	6/4/2012	EV	Y	Y	Y	Y	319
21	HANGU	HANGU	NW/54/12/009	F	24	4/27/2012	7+	5/25/2012	5/26/2012	EV	Y	N	Y	Y	335
22	HANGU	HANGU	NW/54/12/011	F	144	7/17/2012	7+	7/23/2012		EV	Y	N	Y		254
23	HANGU	HANGU	NW/54/12/014	M	90	11/15/2012	7+	LATE NOTIFICATION			Y	Y	Y		133
24	HARIPUR	HARIPUR	NW/12/12/006	F	14	5/9/2012	3	LATE NOTIFICATION			Y	N	Y		323
25	HARIPUR	HARIPUR	NW/12/12/018	F	36	9/13/2012	7+	10/15/2012	10/17/2012	NVI	Y	Y	Y		196
26	HARIPUR	HARIPUR	NW/12/12/014	M	44	8/4/2012	7+	9/12/2012	9/13/2012	NVI	N	N	Y		236
27	HARIPUR	GHAZI	NW/12/12/019	F	6	10/2/2012	7+	10/16/2012	10/18/2012	EV	N	Y	Y		177
28	HARIPUR	HARIPUR	NW/12/12/022	M	26	11/18/2012	7+	12/19/2012	12/20/2012	VACC	Y	N	Y		130
29	HARIPUR	HARIPUR	NW/12/12/021	F	24	10/17/2012	7+	11/8/2012	11/9/2012	NVI	Y	Y	Y		162
30	KARAK	BANDA DAUD SHAH	NW/51/12/020	M	27	9/4/2012	7+	9/30/2012	10/1/2012	EV	Y	Y	Y	Y	205
31	KARAK	KARAK	NW/51/12/010	F	8	7/13/2012	7+	7/13/2012		NVI	N	N	Y	Y	258
32	KHYBER	BARA	NW/34/12/020	F	22	3/18/2012	0	LATE NOTIFICATION			Y	Y	Y		375
33	KHYBER	BARA	NW/34/12/029	M	9	8/20/2012	3	9/5/2012	9/6/2012	EV	Y	Y	UK		220
34	KHYBER	BARA	NW/34/12/028	M	156	8/9/2012	0	8/24/2012	8/26/2012	NVI	Y	N	Y		231
35	KHYBER	BARA	NW/34/12/036	M	6	10/22/2012	0	11/4/2012	11/6/2012	VACC	Y	Y	Y		157
36	KHYBER	JAMRUD	NW/34/12/035	F	72	10/28/2012	7+	10/31/2012	11/20/2012	NVI	Y	N	Y		151
37	KHYBER	BARA	NW/34/12/038	F	24	11/8/2012	0	11/29/2012		NVI	Y	Y	Y		140
38	KHYBER	BARA	NW/34/12/041	M	18	10/27/2012	7+	12/7/2012	12/9/2012	EV	Y	Y	Y		152
39	KHYBER	LANDI KOTAL	NW/34/12/043	F	66	11/30/2012	7+	12/25/2012	12/26/2012	NVI	Y	Y	Y		118
40	KHYBER	JAMRUD	NW/34/12/039	F	15	11/2/2012	0	12/8/2012	12/10/2012	NVI	UK	Y	UK		146
41	KOHAT	KOHAT	NW/50/12/009	M	10	2/10/2012	6	3/23/2012	3/24/2012	NVI	Y	Y	Y	Y	412
42	KOHAT	LACHI	NW/50/12/030	F	137	10/25/2012	7+	11/13/2012	11/14/2012	NVI	Y	Y	Y		154
43	KOHISTAN	PATTAN	NW/13/12/006	F	96	6/16/2012	7+	CHILD DIED BEFORE COLLECTION			Y	N	Y	DIED	285
44	KOHISTAN	DASSU	NW/13/12/003	F	31	1/17/2012	4	LATE NOTIFICATION			Y	Y	Y	Y	436

€ Based on recall of parents

* Afp.rec Data as of 28-03-2013

60 days Follow-up not done

FUP = Residual Weakness at 60 days follow up.

Table 8.1: AFP CASES PENDING FOR CLASSIFICATION WITH DATE OF ONSET MORE THAN 90 DAYS* 2012 (2/2)

S. No	DISTRICT	TEHSIL	EPID	SEX	AGE	DONSET	DOSE€	DSTOOL1	DSTOOL2	LAB	FEVER	ASYM	PROG	FUP	PEND (DAYS)
45	KURRAM	LOWER KURRAM	NW/52/12/006	F	24	1/18/2012	2	2/18/2012	2/19/2012	NVI	N	Y	Y	Y	435
46	LAKKIMRWT	LAKKIMRWT	NW/62/12/022	F	7	5/12/2012	6	6/6/2012	6/7/2012	NVI	Y	Y	Y	Y	320
47	LAKKIMRWT	LAKKIMRWT	NW/62/12/042	F	7	9/20/2012	6	10/22/2012	10/23/2012	VACC	Y	Y	Y	Y	189
48	LAKKIMRWT	LAKKIMRWT	NW/62/12/052	M	4	10/17/2012	5	11/29/2012	11/30/2012	NVI	N	Y	Y	Y	162
49	LAKKIMRWT	LAKKIMRWT	NW/62/12/060	M	12	12/10/2012	7+	12/24/2012		NVI	Y	N	Y	DIED	108
50	MARDAN	MARDAN	NW/40/12/118	F	11	11/18/2012	7+	12/23/2012	12/24/2012	VACC	Y	N	N	Y	130
51	MARDAN	TAKHT BHAI	NW/40/12/114	F	4	11/28/2012	6	12/24/2012	12/25/2012	NVI	Y	N	Y	DIED	120
52	MOHMAND	SAFI	NW/35/12/018	F	84	12/1/2012	7+	LATE NOTIFICATION			N	N	N	Y	117
53	ORAKZAI	CENTRAL ORAKZAI	NW/53/12/002	M	16	6/15/2012	0	7/19/2012	7/21/2012	EV	Y	Y	Y		286
54	ORAKZAI	CENTRAL ORAKZAI	NW/53/12/003	F	22	9/2/2012	4	10/4/2012	10/5/2012	VACC	N	N	Y		207
55	PESHAWAR	PESHAWAR	NW/30/12/038	M	64	5/8/2012	7+	5/29/2012	5/30/2012	NVI	N	N	Y	DIED	324
56	PESHAWAR	PESHAWAR	NW/30/12/019	M	20	2/28/2012	7+	3/31/2012	4/1/2012	NVI	Y	Y	Y	Y	394
57	PESHAWAR	PESHAWAR	NW/30/12/044	F	119	6/4/2012	7+	6/14/2012		NVI	Y	N	N	DIED	297
58	PESHAWAR	PESHAWAR	NW/30/12/042	M	66	5/18/2012	7+	6/10/2012	6/12/2012	NVI	Y	Y	UK	DIED	314
59	PESHAWAR	FR PESHAWAR	NW/30/12/085	M	14	10/6/2012	7+	10/23/2012	10/25/2012	EV	N	Y	Y	LOST	173
60	PESHAWAR	PESHAWAR	NW/30/12/097	M	30	12/27/2012	7+	CHILD DIED BEFORE COLLECTION			Y	Y	Y	DIED	91
61	SWABI	SWABI	NW/41/12/084	M	180	12/14/2012	7+	12/18/2012		EV	N	Y	Y	Y	104
62	SWAT	MATTA	NW/24/12/026	F	36	8/12/2012	7+	8/28/2012	8/29/2012	NVI	Y	Y	N	Y	228
63	SWAT	SWAT	NW/24/12/028	M	12	8/22/2012	7+	9/11/2012	9/12/2012	EV	N	N	N		218
64	TANK	TANK	NW/63/12/005	F	72	5/3/2012	7+	5/18/2012	5/20/2012	NVI	N	Y	Y		329
65	TANK	TANK	NW/63/12/011	M	24	6/22/2012	7+	7/25/2012	7/26/2012	NVI	Y	Y	Y		279
66	TANK	TANK	NW/63/12/012	M	18	6/29/2012	7+	7/29/2012	7/30/2012	EV	Y	Y	Y		272
67	TANK	TANK	NW/63/12/009	M	60	5/20/2012	7+	7/4/2012	7/5/2012	NVI	N	Y	UK		312
68	TANK	TANK	NW/63/12/010	F	48	7/4/2012	7+	7/19/2012	7/22/2012	EV	N	N	Y		267
69	TORGHAR	TORGHAR	NW/15/12/010	M	72	11/16/2012	7+	CHILD DIED BEFORE COLLECTION			Y	Y	Y	DIED	132
70	MUZAFFARABAD	PATTIKA	AJ/10/12/001	F	24	2/19/2012	7+	2/22/2012		NVI	N	N	Y	DIED	403

€ Based on recall of parents
* Afp.rec Data as of 28-03-2013

60 days Follow-up not done

FUP = Residual Weakness at 60 days follow up.