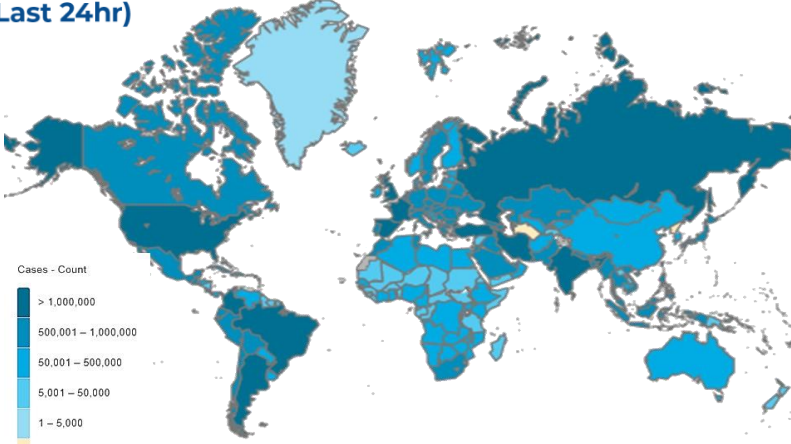


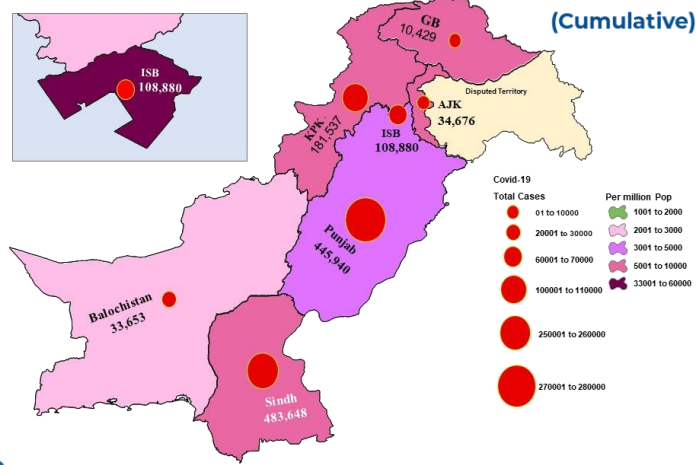


GLOBAL UPDATES  
(Last 24hr)



Cases - Count  
> 1,000,000  
500,001 - 1,000,000  
50,001 - 500,000  
5,001 - 50,000  
1 - 5,000  
0  
No Reported Data  
Not Applicable

PAKISTAN COVID-19  
SNAPSHOT  
(Cumulative)



As on 2<sup>nd</sup> January 2022

22,813,486 Suspected	23,608,645 Tests	1,298,763 Confirmed
1,257,600 Recovered	12,213 Active	28,950 Deaths

PAKISTAN  
SNAPSHOT  
(LAST 24hr)

49,362 Suspected	49,673 Tests	898 Confirmed	245 Recovered	652 Critical	05 Deaths
------------------	--------------	---------------	---------------	--------------	-----------

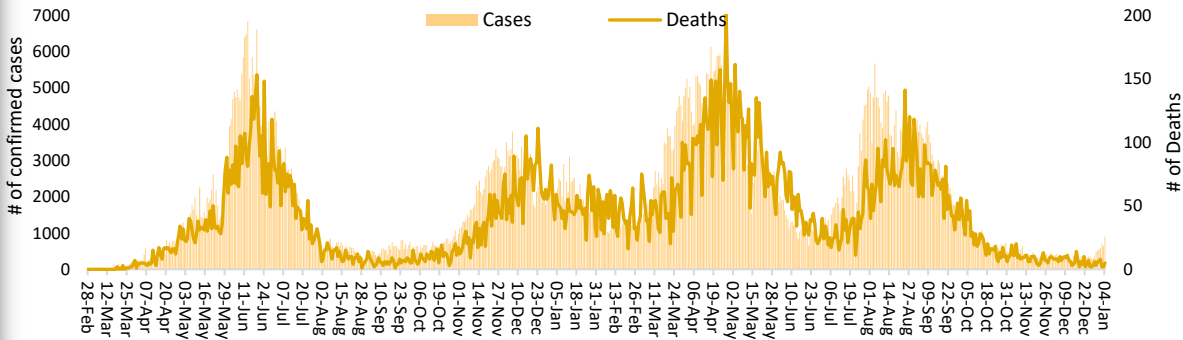
PAKISTAN  
VACCINE STATS

First Dose  
98,560,854  
Last 24 hrs:  
359,088

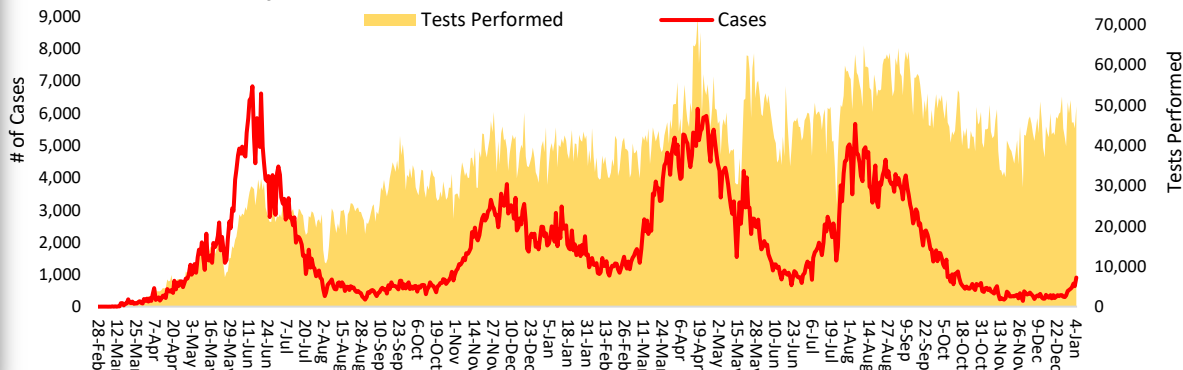
Fully Vaccinated  
72,546,719  
Last 24 hrs:  
486,211

Total Doses  
Administrated  
159,900,613  
Last 24 hrs:  
842,144

Daily Incidence and Death Rate (From 28 Feb 2020 till date)



Daily Confirmed cases and Lab. Tests (From 28 Feb 2020 till date)



FUNDS

Funds Requested for 2021: 14 Million USD  
Gaps: 13.16 million USD

WHO appreciates the contribution of donors:  
(UNOCHA & USAID)



Provincial EPI Cell, Department of Primary and Secondary Health Care Punjab, in collaboration with the World Health Organization Pakistan conducted a Sentinel surveillance review meeting on Rotavirus and Global Pediatric Diarrheal Surveillance (GPDS), on 15th December 2021 at Hotel Four Point, Lahore.

The objective of the meeting was to assess the hospital surveillance performance, identify gaps and formulation of agreed way forward. Participant of the meeting were drawn from Children Hospital Lahore, Children Hospital Multan, Benazir Bhutto Hospital Rawalpindi, and Mayo Hospital Lahore from Punjab province, including Local Surveillance Coordinator, Microbiologist and Data Entry Operators.

Additional Director Health Services, EPI Program Punjab Dr Abdul Jabar in his closing remarks, thanked WHO Pakistan for providing technical and financial support for the meeting.

**Positivity Rate by Major Cities/Districts**

Districts	Daily Trend	Test Conducted (Last 24hrs)	Positive Cases (Last 24hrs)	Positivity Rate (%)
Abbottabad		67	2	3.0%
Swat		1209	0	0.0%
Peshawar		1171	26	2.2%
Faisalabad		258	6	2.3%
Gujranawala		497	3	0.6%
Gujrat		78	0	0.0%
Lahore		5367	241	4.5%
Multan		683	5	0.7%
Rawalpindi		2322	39	1.7%
Islamabad		5292	57	1.1%
Karachi		5240	347	6.6%
Hyderabad		534	8	1.5%
Mirpur		25	1	4.0%
Muzaffarabad		34	0	0.0%

**Summary Table (Major Cities /Districts)**

Districts	Hospitalized				Home or elsewhere Isolation
	Stable	On low flow oxygen	On High flow oxygen	On Vent	
Mirpur	00	02	02	00	06
Muzaffarabad	00	00	00	00	01
Quetta	00	00	03	00	16
Gilgit	00	00	00	00	00
Islamabad	02	27	29	09	338
Abbottabad	00	01	03	00	16
Peshawar	00	29	38	15	197
Swat	00	01	02	00	00
Bahawalpur	01	04	00	01	92
Faisalabad	00	07	28	00	175
Gujranwala	00	00	00	00	76
Lahore	04	03	51	23	237
Multan	02	01	00	00	86
Rawalpindi	02	04	17	01	72
Hyderabad	02	02	00	00	560
Karachi	06	64	48	16	3,638

**Summary Table by Province**

Provinces	Lab Status				Hospitalized				Home Isolation	Total Recovered	Total Deaths
	Tested		Positive		Stable	Oxygen		On Vent.			
	Last 24hrs	Total (PCR+RA)	Last 24hrs	Total		On low flow	On High flow				
AJK	460	332,580	04	34,676	00	02	03	00	22	33,903	746
Balochistan	270	497,265	05	33,653	00	00	03	00	36	33,249	365
GB	288	223,025	00	10,429	00	00	00	00	1	10,242	186
Islamabad	5,292	2,418,146	57	108,880	02	27	29	09	338	107,508	967
KP	9,079	3,883,848	39	181,537	00	78	81	16	418	175,009	5,935
Punjab	18,992	8,993,076	310	445,940	19	74	154	28	3,164	429,425	13,076
Sindh	15,292	7,260,705	483	483,648	48	68	64	16	7,513	468,264	7,675

**Contact Details**

**Dr Palitha Mahipala**  
 WHO Representative  
 WHO Country Office  
 Islamabad – Pakistan  
 Tel: +92 51 9255183  
 Email: mahipalap@who.int

**Dr Michael Lukwiya**

Incident Manager  
 WHO Country Office  
 Islamabad - Pakistan  
 Tel: +92 51 9255184  
 Email: lukwiyam@who.int