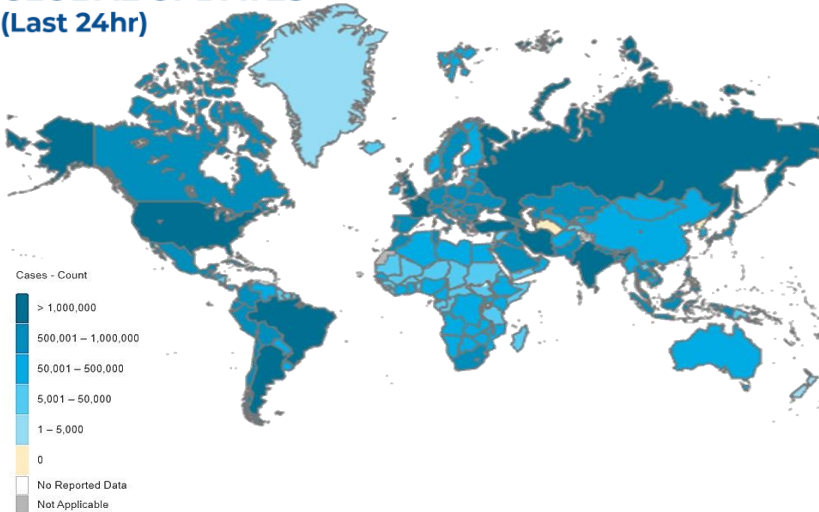
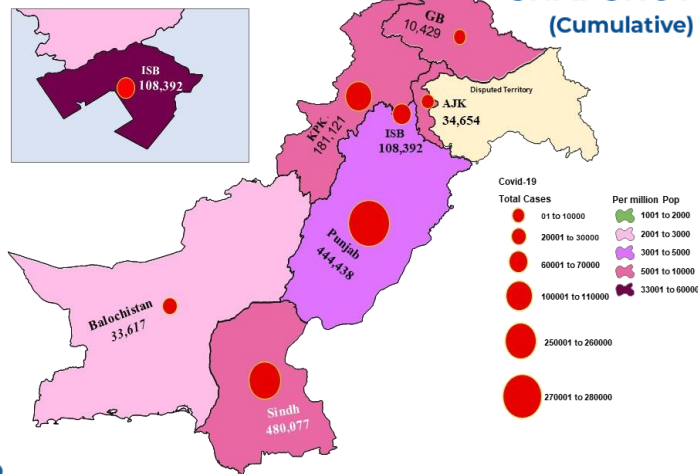




GLOBAL UPDATES (Last 24hr)



PAKISTAN COVID-19 SNAPSHOT (Cumulative)



822,278 Confirmed	8,008 Deaths	-4.13% Daily Changes	11.08% Daily Changes	8,649,057,088 Vaccine doses	22,262,216 Suspected	23,048,609 Tests	1,292,728 Confirmed
1,254,301 Recovered	9,529 Active	28,898 Deaths					

As on 23rd December 2021

PAKISTAN SNAPSHOT (LAST 24hr)

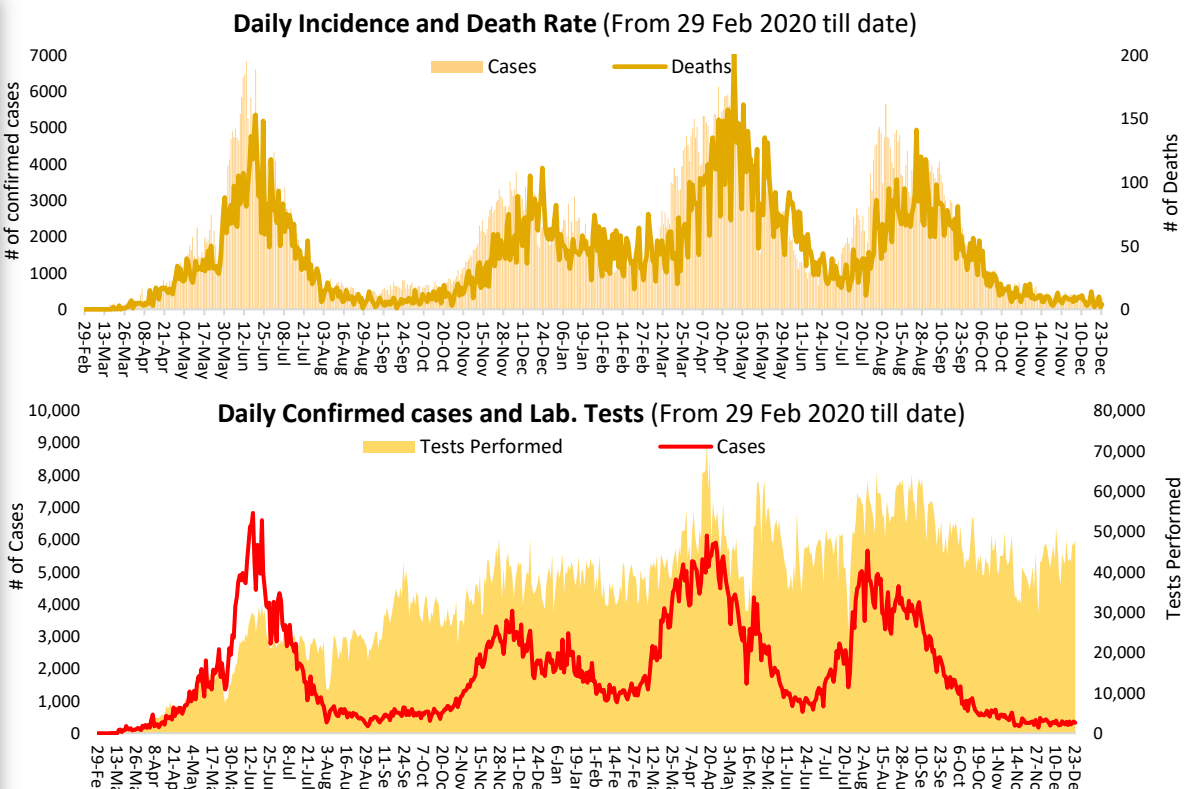
45,480 Suspected	47,811 Tests	322 Confirmed	197 Recovered	652 Critical	04 Deaths
----------------------------	------------------------	-------------------------	-------------------------	------------------------	---------------------

PAKISTAN VACCINE STATS

First Dose
90,529,877
Last 24 hrs:
737,763

Fully Vaccinated
63,382,390
Last 24 hrs:
834,837

Total Doses Administrated
145,453,360
Last 24 hrs:
1,385,125



Meetings & Coordination



On 24th December 2021, WHO Country Representative Pakistan Dr Palitha Mahipala in a simple ceremony at Chandka Medical College Hospital (CMCH), Larkana donated medical, Laboratory and IPC supplies to Deputy Director CDC, Directorate Health Services Sindh, Dr Ershad Kazmi. Director Health Services Larkana, head of WHO sub-Office Sindh and Medical Superintendent CMCH were also present at the occasion.

The donation included Personal Protective Equipment; IPC supplies; Lab testing kits for HIV, Hepatitis B and C and medication for Opportunistic Infections (OIs) in HIV patients. The supplies will be provided to CMC Teaching Hospital, Civil Hospital, Shaikh Zayed Women Hospital, Shaikh Zayed Children Hospital Larkana and Tehsil Head Quarter hospital Ratodero.

Dr Palitha in his remarks anticipated that the supplies will be efficiently used for the benefit of vulnerable people in district Larkana and pledged to continue WHO support.

Dr Ershad Kazmi, appreciated the technical and financial support of WHO Pakistan and pledged to put the items to good use.

Positivity Rate by Major Cities/Districts

Districts	Daily Trend	Test Conducted (Last 24hrs)	Positive Cases (Last 24hrs)	Positivity Rate (%)
Abbottabad		93	0	0.0%
Swat		865	1	0.1%
Peshawar		1205	21	1.7%
Faisalabad		464	4	0.9%
Gujranawala		640	0	0.0%
Gujrat		286	0	0.0%
Lahore		5276	44	0.8%
Multan		1243	1	0.1%
Rawalpindi		1459	6	0.4%
Islamabad		4669	38	0.8%
Karachi		4083	53	1.3%
Hyderabad		942	15	1.6%
Mirpur		30	1	3.3%
Muzaffarabad		253	0	0.0%

Summary Table (Major Cities /Districts)

Districts	Hospitalized				Home or elsewhere Isolation
	Stable	On low flow oxygen	On High flow oxygen	On Vent	
Mirpur	00	00	01	00	11
Muzaffarabad	00	00	00	00	02
Quetta	00	00	04	00	21
Gilgit	00	02	00	00	00
Islamabad	00	39	31	09	201
Abbottabad	00	01	03	00	10
Peshawar	00	29	42	17	190
Swat	00	00	01	00	03
Bahawalpur	00	03	00	01	33
Faisalabad	00	03	25	01	2,512
Gujranwala	00	00	00	01	00
Lahore	02	01	54	25	2,434
Multan	26	02	00	05	1,030
Rawalpindi	14	08	11	00	160
Hyderabad	03	03	03	01	499
Karachi	06	64	40	14	2,250

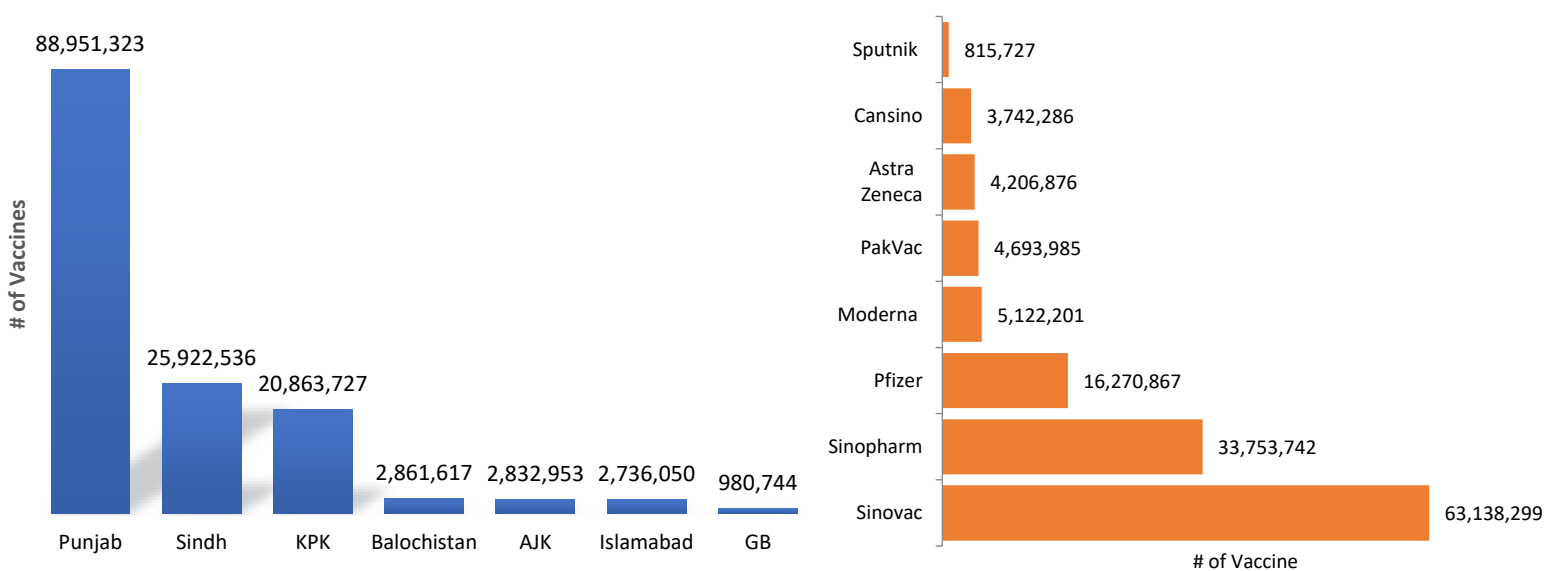
Summary Table by Province

Provinces	Lab Status				Stable	Hospitalized			Home Isolation	Total Recovered	Total Deaths
	Tested		Positive			Oxygen		On Vent.			
	Last 24hrs	Total (PCR+RA)	Last 24hrs	Total		On low flow	On High flow				
AJK	627	327,114	03	34,654	00	03	02	00	44	33,859	746
Balochistan	328	492,959	03	33,617	00	00	04	00	85	33,165	363
GB	309	218,737	00	10,429	00	02	00	00	03	10,238	186
Islamabad	4,669	2,366,113	38	108,392	00	39	31	09	201	107,148	964
KP	10,553	3,763,717	33	181,121	00	70	84	17	418	174,613	5,919
Punjab	17,018	8,780,304	58	444,438	32	70	152	35	2,339	428,748	13,062
Sindh	14,307	7,099,665	187	480,077	37	69	50	15	5,718	466,530	7,658

SARI/ILI surveillance summary, Week-50, 2021 (229 Sentinel Sites)

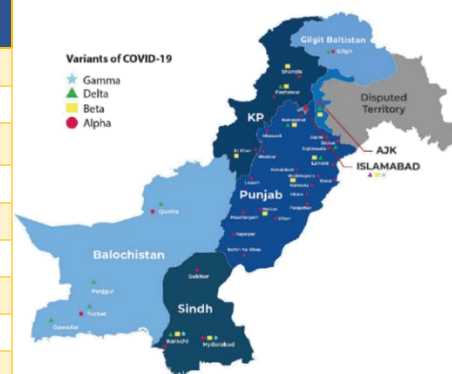
Province	SARI Cases					ILI Cases					Contact Tracing					Sentinel Sites			Bed Occupancy		
	Week-50					Week-50					Week-50					Week-50			Week-50		
	SARI Reported	Tested		Lab Positive		ILI Reported	Tested		Lab Positive		Contact Identified	Contact Lab Tested		Contact Lab Positive		Total Sentinel Sites	Sites Reported		Total Allocated Beds	Occupied Beds	
		No	%	No	%		No	%	No	%		No	%	No	%		No	%		No	%
Islamabad	67	67	100.0	5	7.5	343	298	86.9	12	4.0	398	398	100.0	21	5.3	7	7	100.0	429	63	14.7
Punjab	1051	1051	100.0	17	1.6	2294	1940	84.6	22	1.1	1214	1211	99.8	8	0.7	50	50	100.0	4154	207	5.0
Sindh	546	546	100.0	20	3.7	837	655	78.3	21	3.2	312	299	95.8	20	6.7	65	31	47.7	2431	53	2.2
KP	182	182	100.0	29	15.9	3241	3203	98.8	17	0.5	1385	1381	99.7	21	1.5	30	30	100.0	1666	108	6.5
Balochistan	124	98	79.0	6	6.1	776	297	38.3	13	4.4	212	192	90.6	6	3.1	44	44	100.0	157	46	29.3
AJK	88	86	97.7	5	5.8	727	680	93.5	4	0.6	218	218	100.0	3	1.4	20	13	65.0	647	23	3.6
GB	4	4	100.0	0	0.0	24	24	100.0	0	0.0	213	213	100.0	0	0.0	13	13	100.0	51	0	0.0
Total	2062	2034	98.6	82	4.0	8242	7097	86.1	89	1.3	3952	3912	99.0	79	2.0	229	188	82.1	9535	500	5.2

COVID-19 Vaccination status by province and vaccine doses



COVID-19 sequenced genomes

Province	Wild Type	ALPHA	BETA	GAMMA	DELTA	DELTA +	Omicron	Total
Punjab	46	371	16	01	530	-	01	965
Sindh	77	121	235	34	409	-	02	878
KP	28	48	06	-	24	-	-	106
Baluchistan	07	03	18	-	56	-	-	84
Islamabad	246	135	19	01	904	03	-	1,308
Gilgit	05	-	-	-	15	-	-	20
AJK	04	04	01	-	16	-	-	25
Unspecified	27	44	15	01	31	-	-	118
Totals	440	726	310	37	1,985	03	03	3,504



Data Source: GISAID : <https://www.gisaid.org>, National Institute of Health, Pakistan, Aga Khan University hospital, Karachi.

The reported data is inclusive of PCR based genotyping for SARS-CoV2 variants and Whole Genome Sequencing information. Variant of Interest data is not including in this report.

Contact Details

Dr Palitha Mahipala

WHO Representative
WHO Country Office
Islamabad – Pakistan
Tel: +92 51 9255183
Email: mahipalap@who.int

Dr Michael Lukwiya

Incident Manager
WHO Country Office
Islamabad - Pakistan
Tel: +92 51 9255184
Email: lukwiyam@who.int