



WHO PAKISTAN COVID-19 SITUATION REPORT

Friday, 22nd April 2022 (02 Years & 55 Days)

COVID-19 PREVENTIVE MEASURES



WEAR A **FACE MASK** PROPERLY



WASH YOUR HANDS **WITH SOAP & WATER**



GET **VACCINATED**



PRACTICE PHYSICAL **DISTANCING**

PAKISTAN SNAPSHOT (LAST 24hr)



21,927
Suspected



21,233
Tests



80
Confirmed



63
Recovered

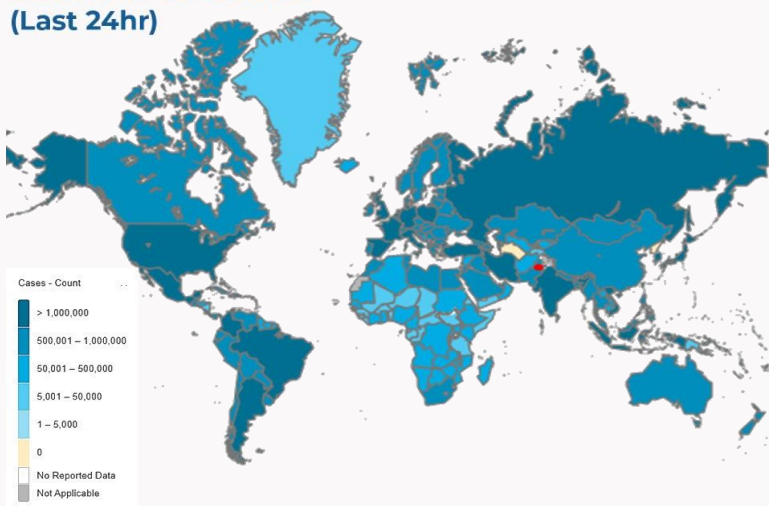


196
Critical



00
Deaths

GLOBAL UPDATES (Last 24hr)



847,595 Confirmed
2,383 Deaths
31.51% Daily Changes
6.81% Daily Changes
11,324,805,837 Vaccine doses
 As on 17th April 2022

PAKISTAN COVID-19 SNAPSHOT (Cumulative)



27,083,217
Suspected



28,008,999
Tests



1,527,669
Confirmed



1,493,933
Recovered



3,368
Active



30,368
Deaths

PAKISTAN VACCINE STATS



First Dose
134,053,614
Last 24 hrs:
44,455



Fully Vaccinated
121,045,166
Last 24 hrs:
108,612

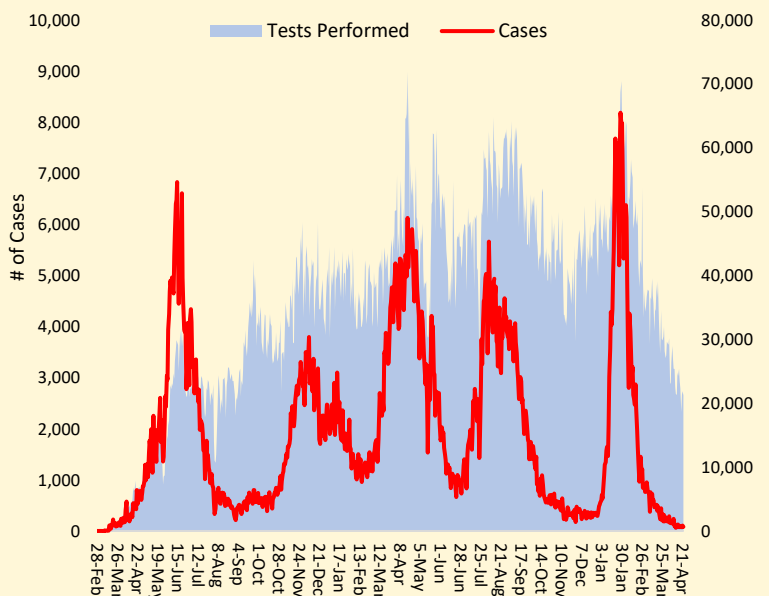


Booster Dose
6,864,612
Last 24 hrs:
35,372



Total Doses Administrated
245,094,738
Last 24 hrs:
173,775

Daily Confirmed cases and Lab. Tests (From 28 Feb 2020 till date)



Positivity Rate by Major Cities/Districts

Districts	Daily Trend	Test Conducted (Last 24hrs)	Positive Cases (Last 24hrs)	Positivity Rate (%)
Abbottabad		153	0	0.0%
Swat		588	0	0.0%
Peshawar		887	4	0.5%
Faisalabad		509	4	0.8%
Gujranawala		524	0	0.0%
Gujrat		309	2	0.6%
Lahore		3354	36	1.1%
Multan		607	1	0.2%
Rawalpindi		1757	1	0.1%
Islamabad		641	3	0.5%
Karachi		211	3	1.4%
Hyderabad		219	3	1.4%
Mirpur		30	0	0.0%
Muzaffarabad		19	0	0.0%

FUNDS

Funds Requested for 2022: 14 million USD
Gaps: 10.46 million USD

WHO appreciates the contribution of donors:
(UNOCHA, USAID, Republic of Korea, BPRM)

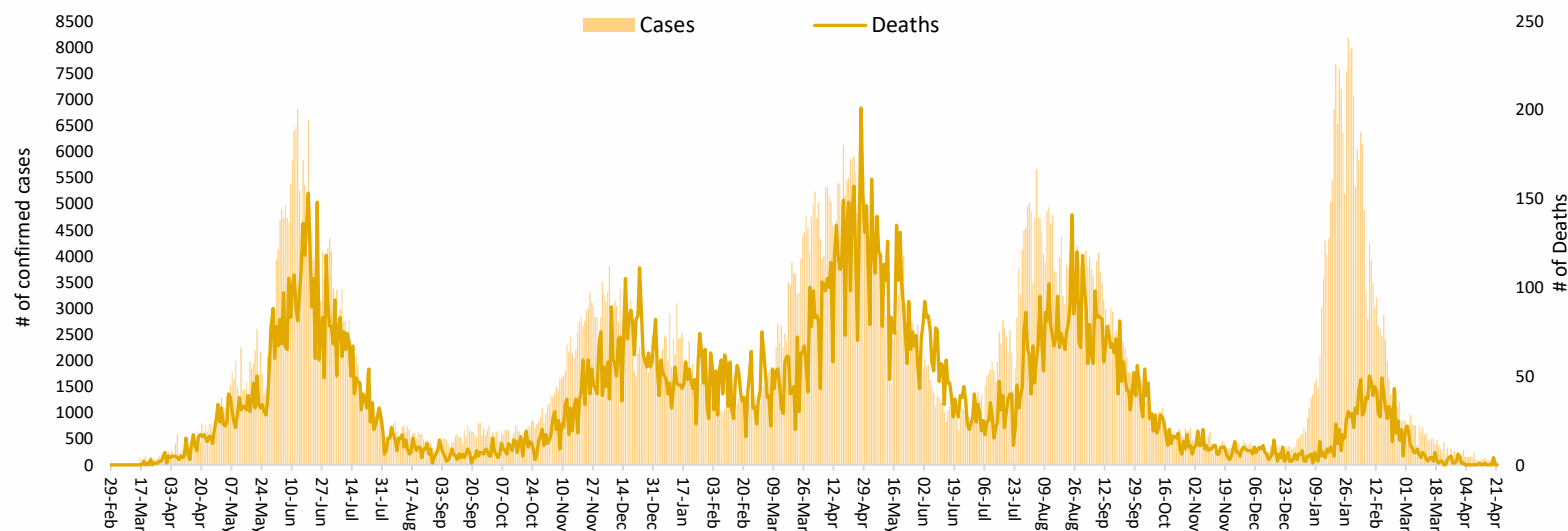
Meetings & Coordination



On 20th April 2022, WHO Country Representative Pakistan Dr Palitha Mahipala met with the Director General Health Services, Sindh Dr Juman Buhoto at DGHS Office Hyderabad. The objective of the meeting was to discuss the current COVID-19 Situation in Sindh and the country and, the government response. In attendance were the District Health Officer Hyderabad Dr Lala Jafar Khan, Additional Director-MIS Dr Waqar Mehmood, Additional Director CDC TB Dr Ali Akbar Dahiri and Head of WHO Sub Office Sindh Dr Sara Salman. In his remarks, Dr Palitha commended the government's efforts in the COVID 19 response and emphasized on the need to continue implementation of public health measures and ensure robust vaccination especially marginalized population. The WR pledged WHO support to these efforts. Dr Juman expressed his gratitude to WHO Pakistan for strengthening health systems to adequately respond to health emergencies.

Daily Incidence and Deaths

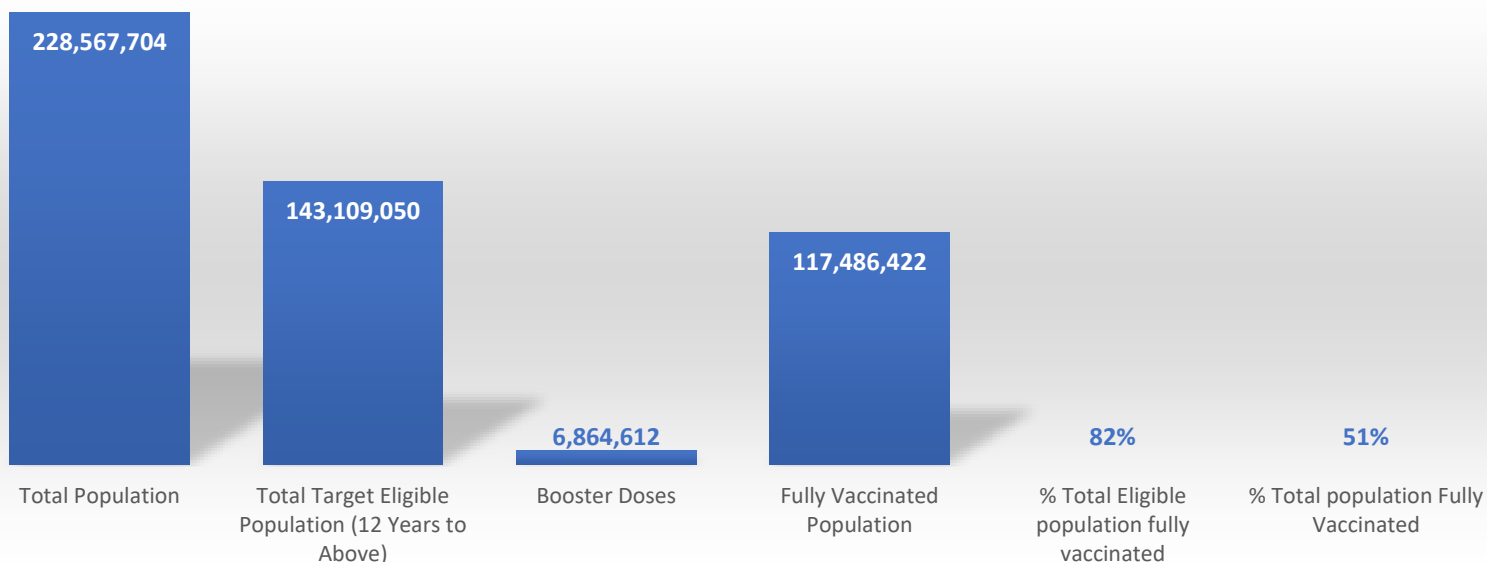
From 29th Feb 2020 till data



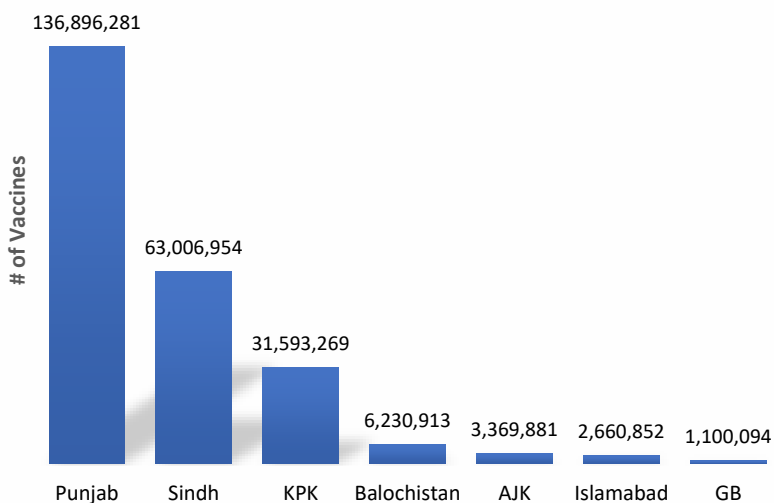
Summary Table (Major Cities /Districts)

Districts	Hospitalized				Home or elsewhere Isolation
	Stable	On low flow oxygen	On High flow oxygen	On Vent	
Mirpur	00	01	00	00	00
Muzaffarabad	00	00	00	00	01
Quetta	00	00	00	00	01
Gilgit	00	00	00	00	12
Islamabad	00	00	02	01	65
Abbottabad	00	02	00	00	10
Peshawar	00	07	08	08	98
Swat	00	00	00	00	31
Bahawalpur	00	00	00	00	03
Faisalabad	00	02	02	00	02
Gujranwala	00	00	00	00	00
Lahore	01	02	09	15	62
Multan	07	00	00	00	07
Rawalpindi	01	00	01	00	08
Hyderabad	00	00	00	00	247
Karachi	00	30	24	04	1,005

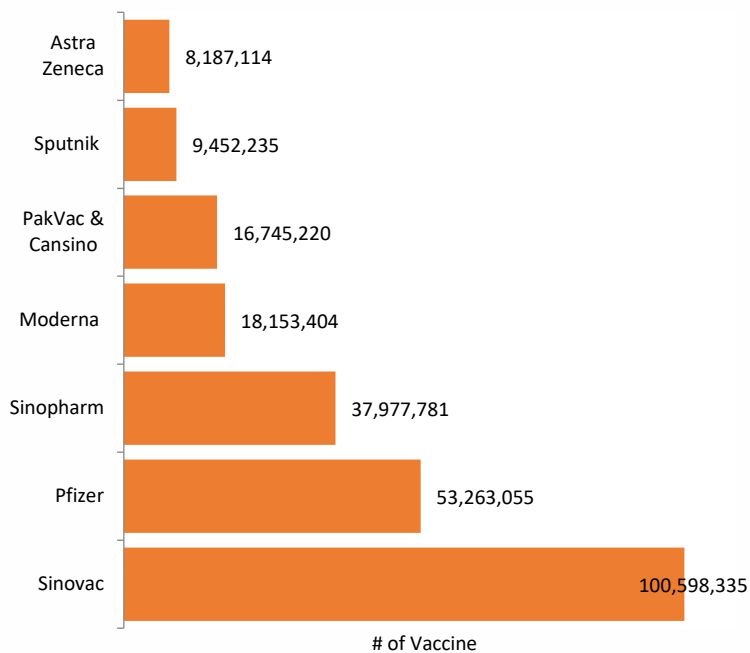
COVID-19 Vaccine Doses Analysis



COVID-19 Vaccination status by province



COVID-19 Vaccination by vaccine doses



Vaccination Targets-2022 Pakistan

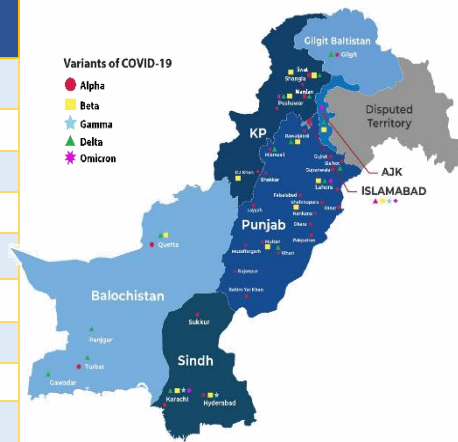
Target	Eligible Population	Total Target Min 1 Dose	% Of Eligible Population	% Of Total Population	Total Target Fully Vax	% Of Eligible Population	% Of Total Population
Summary							
March -22	153.6	130 Mn	85%	57%	110 Mn	72%	48%
Jun-22	197.3 Mn	165 Mn	84%	72%	141 Mn	71%	61%
12+ Population							
March -22	153.6	130 Mn	85%	57%	110 Mn	72%	48%
June - 22	153.6	138 Mn	90%	60%	123 Mn	80%	54%
5-11 years Population							
June - 22	43.7 Mn	27 Mn	62%		18 Mn	41%	

SARI/ILI surveillance summary, Week-15, 2022 (168 Sentinel Sites)

Province	SARI Cases					ILI Cases					Contact Tracing					Sentinel Sites			Bed Occupancy		
	Week-15					Week-15					Week-15					Week-15			Week-15		
	SARI Reported	Tested		Lab Positive		ILI Reported	Tested		Lab Positive		Contact Identified	Contact Lab Tested		Contact Lab Positive		Total Sentinel Sites	Sites Reported		Total Allocated Beds	Occupied Beds	
		No	%	No	%		No	%	No	%		No	%	No	%		No	%		No	%
KPK	28	28	100	1	3.6	587	402	68.5	11.0	2.7	45	45	100	1.0	2.2	30	30	100	1448	18	1.2
Punjab	788	788	100	8	1.0	1323	1212	91.6	17.0	1.4	505	494	98	3.0	0.6	53	53	100	2544	93	3.7
ICT	16	16	100	0	0.0	111	107	96.4	1.0	0.9	141	132	94	1	0.8	7	7	100	466	6	1.3
Sindh	506	506	100	12	2.4	1000	625	62.5	16.0	2.6	201	188	94	12	6.4	22	22	100	2030	25	1.2
Balochistan	184	134	72.8	1	0.7	859	532	61.9	3.0	0.6	169	125	74	0.0	0	34	34	100	135	31	23.0
GB	3	3	100	0	0.0	10	10	100.0	1.0	10.0	0	0	0	0	0	13	13	100	51	0	0.0
AJK	79	74	93.7	0	0.0	364	360	98.9	0	0.0	0	0	0	0	0	9	9	100	225	1	0.4
Total	1604	1549	96.6	22	1.4	4254	3248	76	49	1.5	1061	984	93	17	1.7	168	168	100	6899	174	2.5

COVID-19 sequenced genomes

Province	Wild Type	ALPHA	BETA	GAMMA	DELTA	DELTA +	Omicron	Total
Punjab	46	371	16	01	610	-	3,150	4,194
Sindh	77	121	235	34	545	-	882	1,894
KP	28	48	06	-	65	-	519	666
Baluchistan	07	03	18	-	76	-	4	108
Islamabad	248	2,789	19	01	4,975	03	1,638	9,673
Gilgit	05	-	-	-	40	-	127	172
AJK	04	04	01	-	26	-	175	210
Unspecified	27	44	15	01	31	-	-	118
Totals	442	3,380	310	37	6,368	0,3	6,495	17,035



Data Source: GISAID : <https://www.gisaid.org>, National Institute of Health, Pakistan, Aga Khan University hospital, Karachi. The reported data is inclusive of PCR based genotyping for SARS-CoV2 variants and Whole Genome Sequencing information. Variant of Interest data is not including in this report.

Summary Table by Province

Provinces	Lab Status				Hospitalized				Home Isolation	Total Recovered	Total Deaths
	Tested		Positive		Stable	Oxygen		On Vent.			
	Last 24hrs	Total (PCR+RA)	Last 24hrs	Total		On low flow	On High flow				
AJK	165	411,700	02	43,308	00	01	00	00	08	42,507	792
Balochistan	110	539,341	00	35,483	00	00	00	00	01	35,104	378
GB	290	261,255	00	11,737	00	00	00	00	17	11,529	191
Islamabad	641	2,798,514	03	135,168	00	00	02	01	65	134,077	1,023
KP	4,909	4,737,615	11	219,422	00	16	22	08	346	212,707	6,323
Punjab	13,507	10,941,491	47	505,857	09	20	42	15	1,143	491,068	13,560
Sindh	1,611	8,319,083	17	576,694	00	30	35	04	1,583	566,941	8,101

Contact Details

Dr Palitha Mahipala

WHO Representative
WHO Country Office
Islamabad – Pakistan
Tel: +92 51 9255183
Email: mahipalap@who.int

Dr Michael Lukwiya

Incident Manager
WHO Country Office
Islamabad - Pakistan
Tel: +92 51 9255184
Email: lukwiyam@who.int