



WHO PAKISTAN COVID-19 SITUATION REPORT

Monday, 14th March 2022 (2 Years & 16 Days)

COVID-19 PREVENTIVE MEASURES



WEAR A **FACE MASK** PROPERLY



WASH YOUR HANDS **WITH SOAP & WATER**



GET **VACCINATED**



PRACTICE PHYSICAL **DISTANCING**

PAKISTAN SNAPSHOT (LAST 24hr)



29,814 **Suspected**



31,201 **Tests**



462 **Confirmed**



398 **Recovered**



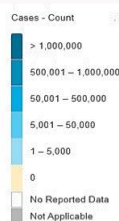
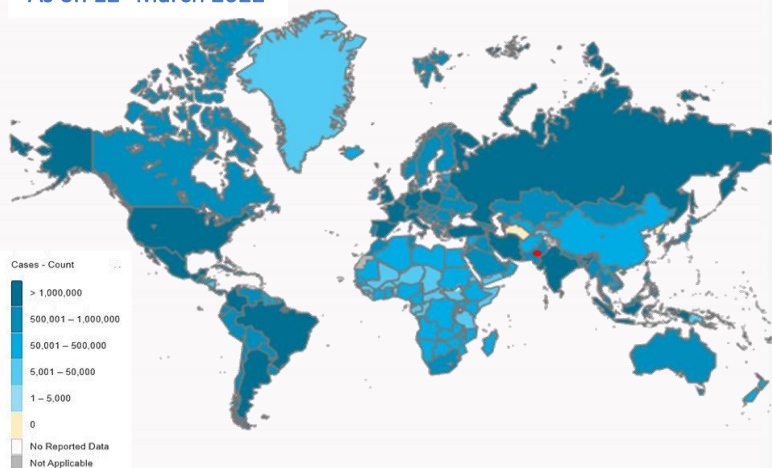
577 **Critical**



02 **Deaths**

GLOBAL UPDATES

As on 12th March 2022



1,704,692 **Confirmed** 7,498 **Deaths** -9.35% **Daily Changes** 2.88% **Daily Changes** 10,712,423,741 **Vaccine doses** As on 12th March 2022

PAKISTAN COVID-19 SNAPSHOT (Cumulative)



26,012,095 **Suspected**



26,897,815 **Tests**



1,519,154 **Confirmed**



1,470,822 **Recovered**



18,023 **Active**



30,309 **Deaths**

PAKISTAN VACCINE STATS

As on 12th March 2022



First Dose
128,074,138
Last 24 hrs:
131,491



Fully Vaccinated
101,881,176
Last 24 hrs:
501,747

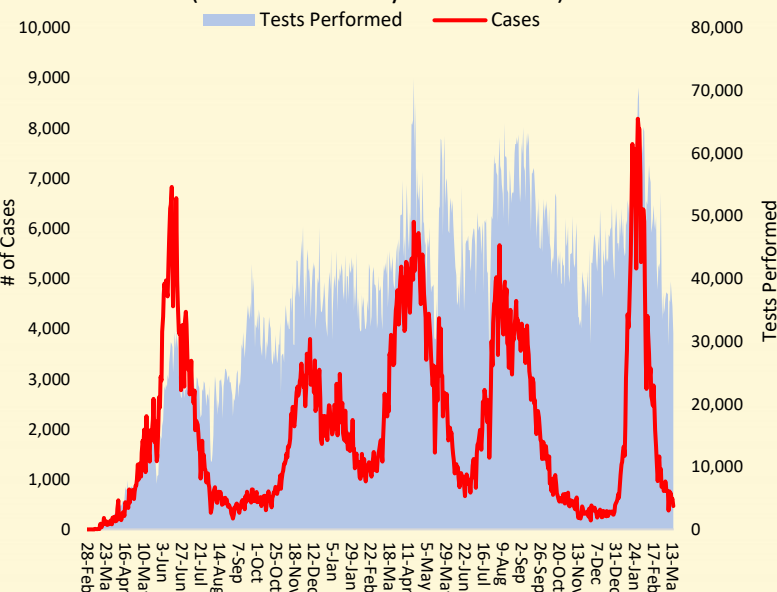


Booster Dose
4,869,245
Last 24 hrs:
57,760



Total Doses Administrated
219,368,557
Last 24 hrs:
678,788

Daily Confirmed cases and Lab. Tests (From 28 February 2020 till date)



Positivity Rate by Major Cities/Districts

Districts	Weekly Trend	Test Conducted (Last 24hrs)	Positive Cases (Last 24hrs)	Positivity Rate (%)
Abbottabad		573	14	2.4%
Swat		29	0	0.0%
Peshawar		1164	50	4.3%
Faisalabad		1272	9	0.7%
Gujernawala		68	0	0.0%
Gujrat		76	0	0.0%
Lahore		5449	100	1.8%
Multan		765	2	0.3%
Rawalpindi		1634	5	0.3%
Islamabad		1313	19	1.4%
Karachi		1382	57	4.1%
Hyderabad		634	10	1.6%
Mirpur		49	1	2.0%
Muzaffarabad		39	1	2.6%
Gilgit		165	5	3.0%
Skardu		14	0	0.0%

FUNDS

Funds Requested for 2021: 14 million USD
Gaps: 13.16 million USD

WHO appreciates the contribution of donors:
(UNOCHA & USAID)



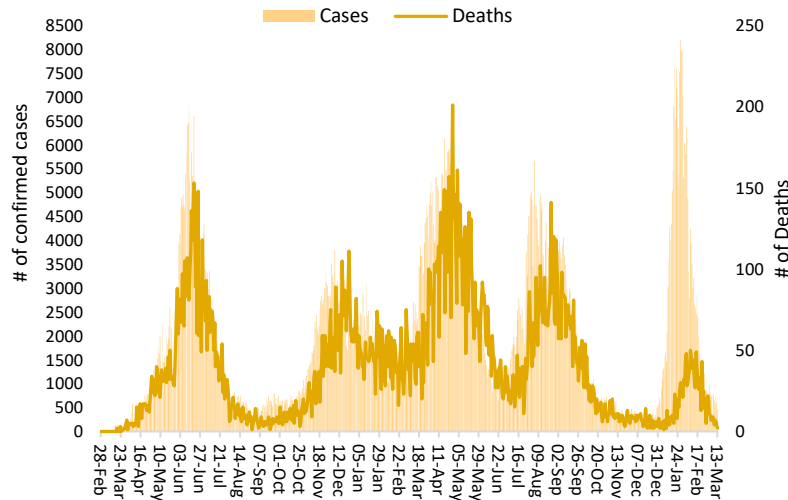
On 12th March 2022, the WHO Country Representative Pakistan, Dr Palitha Mahipala met with the Polio frontline workers during his visit to the District Health Office, district Korangi, Karachi.

The frontline health workers demonstrated community awareness and engagement, routine immunization, Polio and COVID-19 vaccination using handmade models.

In his remarks, Dr Palitha appreciated the efforts of the Polio workers in designing an innovative approach to COVID-19 response. He noted that these efforts have a positive impact on vaccination uptake and healthcare services delivery.

Daily Incidence and Deaths

From 28 February 2020 till dates



Summary Table by Province

Summary Table (Major Cities /Districts)

Districts	Hospitalized				Home or elsewhere Isolation
	Stable	On low flow oxygen	On High flow oxygen	On Vent	
Mirpur	00	00	00	00	15
Muzaffarabad	00	02	01	00	15
Quetta	00	00	02	00	36
Gilgit	00	06	00	00	89
Islamabad	02	14	36	02	262
Abbottabad	00	04	05	00	75
Peshawar	00	22	27	10	891
Swat	00	03	01	00	15
Bahawalpur	00	09	00	02	29
Faisalabad	00	08	21	03	22
Gujranwala	00	00	01	00	0
Lahore	02	04	56	50	455
Multan	10	01	00	01	37
Rawalpindi	00	08	03	00	24
Hyderabad	00	00	00	00	2,129
Karachi	01	32	28	04	6,047

Provinces	Lab Status				Hospitalized				Home Isolation	Total Recovered	Total Deaths
	Tested		Positive		Stable	Oxygen		On Vent.			
	Last 24hrs	Total (PCR+RA)	Last 24hrs	Total		On low flow	On High flow				
AJK	394	401,939	10	43,177	00	03	04	00	94	42,286	790
Balochistan	200	531,827	01	35,438	00	00	02	00	55	35,004	377
GB	326	246,174	05	11,636	00	06	00	00	133	11,306	191
Islamabad	1,313	2,749,087	19	134,837	02	14	36	02	262	133,500	1,021
KP	8,283	4,502,409	110	218,180	00	67	82	13	1,929	209,788	6,301
Punjab	15,118	10,354,042	129	503,844	18	74	137	60	2,875	487,142	13,538
Sindh	5,567	8,143,538	188	572,042	05	32	41	04	12,073	551,796	8,091

Contact Details

Dr Palitha Mahipala

WHO Representative
WHO Country Office
Islamabad – Pakistan
Tel: +92 51 9255183
Email: mahipalap@who.int

Dr Michael Lukwiya

Incident Manager
WHO Country Office
Islamabad - Pakistan
Tel: +92 51 9255184
Email: lukwiyam@who.int