

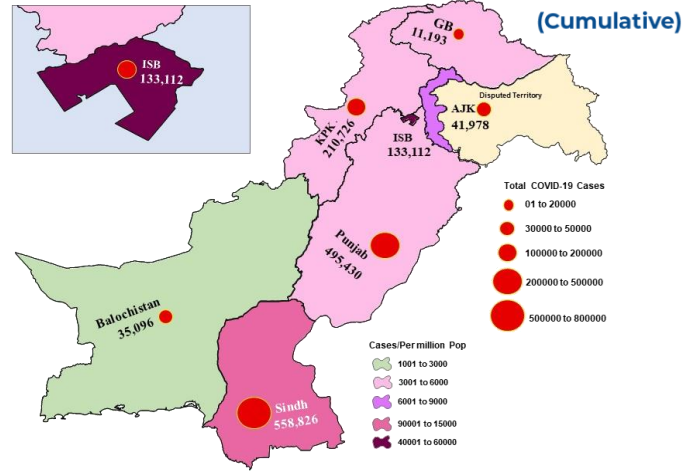


GLOBAL UPDATES

As on 12th February 2022



PAKISTAN COVID-19 SNAPSHOT (Cumulative)



2,473,605 Confirmed	12,788 Deaths	-4.13% Daily Changes	2.72% Daily Changes	10,095,615,243 Vaccine doses	24,916,015 Suspected	25,799,168 Tests	1,486,361 Confirmed
1,379,921 Recovered	76,639 Active	29,801 Deaths	As on 6th February 2022				

PAKISTAN SNAPSHOT (LAST 24hr)

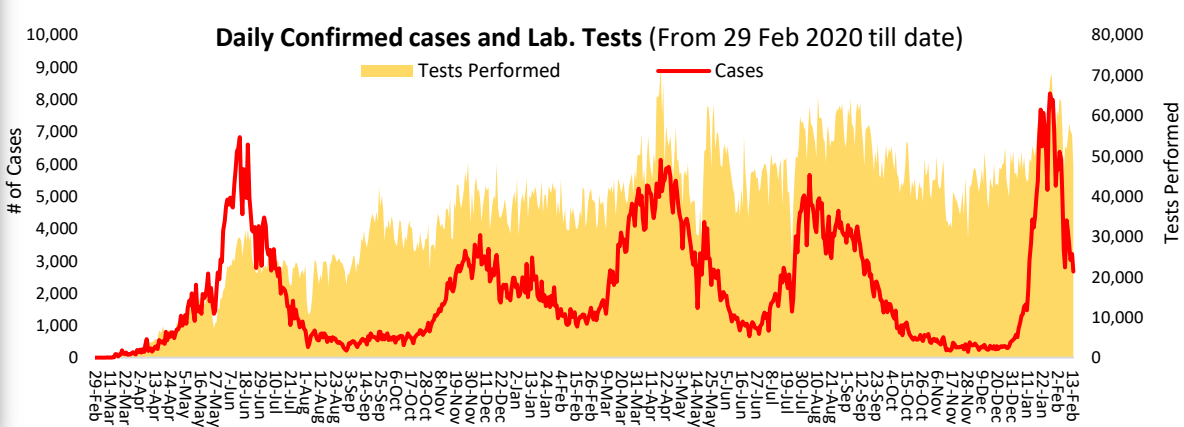
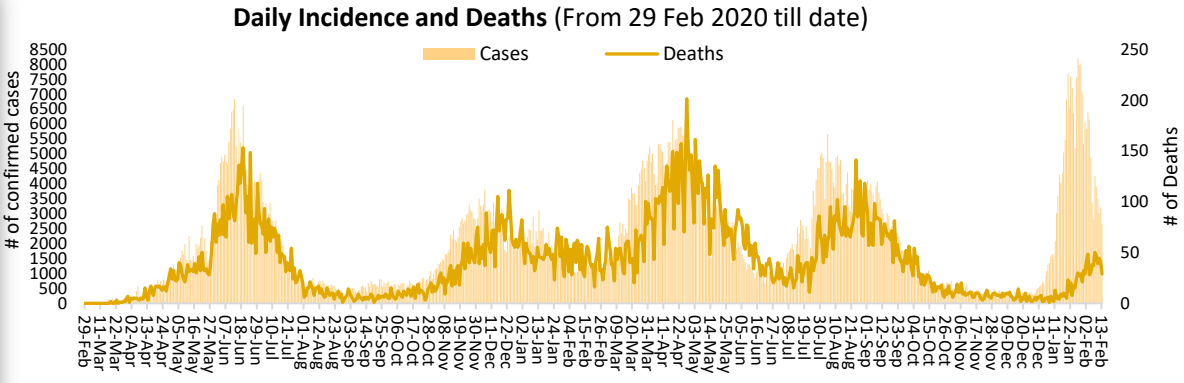
44,651 Suspected	47,307 Tests	2,662 Confirmed	4,293 Recovered	1,566 Critical	29 Deaths
----------------------------	------------------------	---------------------------	---------------------------	--------------------------	---------------------

PAKISTAN VACCINE STATS

First Dose
119,150,808
Last 24 hrs:
1,283,414

Fully Vaccinated
92,565,125
Last 24 hrs:
791,508

Total Doses Administrated
200,887,927
Last 24 hrs:
2,006,247





On 14th February 2022, WHO Country Representative Pakistan Dr Palitha Mahipala met with the team lead, UK Health Security Agency Dr Muhammad Sartaj and Project Administrator UK Health Security Agency Mr Qaiser Naseer. The meeting was held at WHO County Office Islamabad.

The purpose of the meeting was to discuss the future collaboration on the Integrated Disease Surveillance and Response (IDSR) and other public health topics of mutual interest. During the discussion, the officials agreed to strengthen collaboration in Integrated Disease Surveillance and Response (IDSR) and Risk Communication.

Dr Palitha appreciated the partners support to the government of Pakistan for strengthening the disease surveillance system and other IHR core capacities in the country.

Positivity Rate by Major Cities/Districts

Districts	Weekly Trend	Test Conducted (Last 24hrs)	Positive Cases (Last 24hrs)	Positivity Rate (%)
Abbottabad		459	45	9.8%
Swat		428	10	2.3%
Peshawar		2035	189	9.3%
Faisalabad		1010	21	2.1%
Gujernawala		1894	6	0.3%
Gujrat		61	1	1.6%
Lahore		5112	267	5.2%
Multan		332	12	3.6%
Rawalpindi		2184	72	3.3%
Islamabad		3502	75	2.1%
Karachi		5758	740	12.9%
Hyderabad		1303	85	6.5%
Mirpur		95	11	11.6%
Muzaffarabad		136	24	17.6%
Gilgit		86	0	0.0%
Skardu		28	5	17.9%

Summary Table (Major Cities /Districts)

Districts	Hospitalized				Home or elsewhere Isolation
	Stable	On low flow oxygen	On High flow oxygen	On Vent	
Mirpur	00	09	03	00	118
Muzaffarabad	02	01	07	01	322
Quetta	00	00	06	00	232
Gilgit	00	04	02	00	215
Islamabad	08	107	55	13	5,328
Abbottabad	00	14	29	00	559
Peshawar	00	51	106	22	4,299
Swat	00	05	04	00	96
Bahawalpur	00	15	00	05	27
Faisalabad	00	12	62	03	87
Gujranwala	00	01	07	04	13
Lahore	14	41	145	73	605
Multan	23	00	00	02	29
Rawalpindi	03	24	38	03	107
Hyderabad	11	07	07	01	3,722
Karachi	19	102	95	18	34,676

Summary Table by Province

Provinces	Lab Status				Hospitalized				Home Isolation	Total Recovered	Total Deaths
	Tested		Positive		Stable	Oxygen		On Vent.			
	Last 24hrs	Total (PCR+RA)	Last 24hrs	Total		On low flow	On High flow				
AJK	912	381,024	116	41,978	02	23	13	01	1,385	39,785	769
Balochistan	431	521,347	40	35,096	02	00	06	00	289	34,428	371
GB	297	236,898	10	11,193	00	04	02	00	448	10,550	189
Islamabad	3,502	2,651,872	75	133,112	08	107	55	13	5,328	126,602	999
KP	10,778	4,309,537	968	210,726	00	134	253	23	12,856	191,330	6,130
Punjab	18,117	9,852,156	459	495,430	50	196	371	105	9,290	472,055	13,363
Sindh	13,270	7,846,334	994	558,826	59	115	126	19	45,356	505,171	7,980

Contact Details

Dr Palitha Mahipala
 WHO Representative
 WHO Country Office
 Islamabad – Pakistan
 Tel: +92 51 9255183
 Email: mahipalap@who.int

Dr Michael Lukwiya

Incident Manager
 WHO Country Office
 Islamabad - Pakistan
 Tel: +92 51 9255184
 Email: lukwiyam@who.int