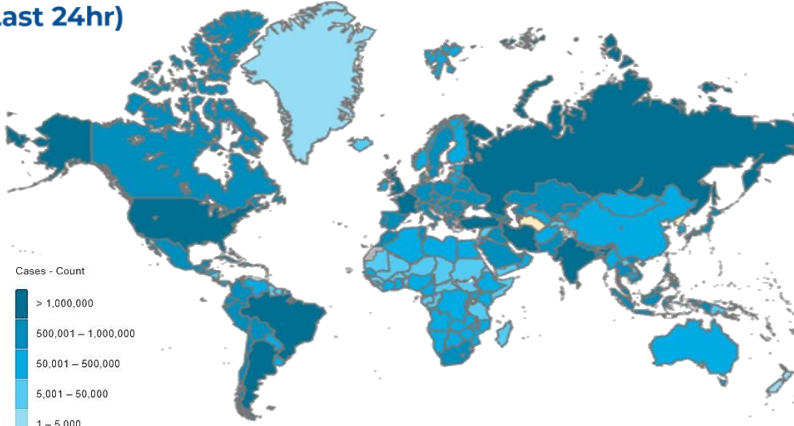
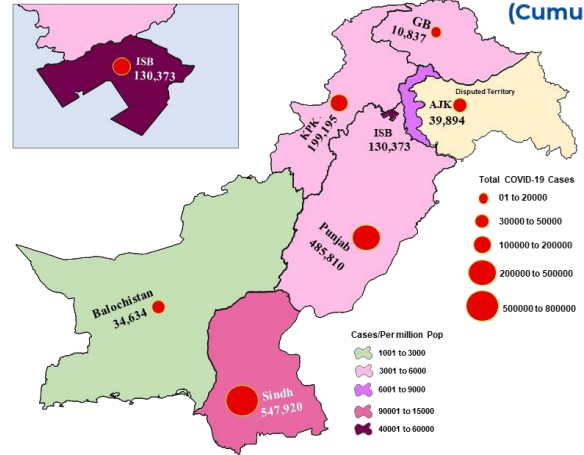




GLOBAL UPDATES (Last 24hr)



PAKISTAN COVID-19 SNAPSHOT (Cumulative)



3,015,863 Confirmed	12,513 Deaths	-11.37% Daily Changes	16.33% Daily Changes	10,040,766,359 Vaccine doses	24,398,058 Suspected	25,258,723 Tests	1,448,663 Confirmed	
1,317,385 Recovered	101,858 Active	29,420 Deaths	As on 1st February 2022					

PAKISTAN SNAPSHOT (LAST 24hr)

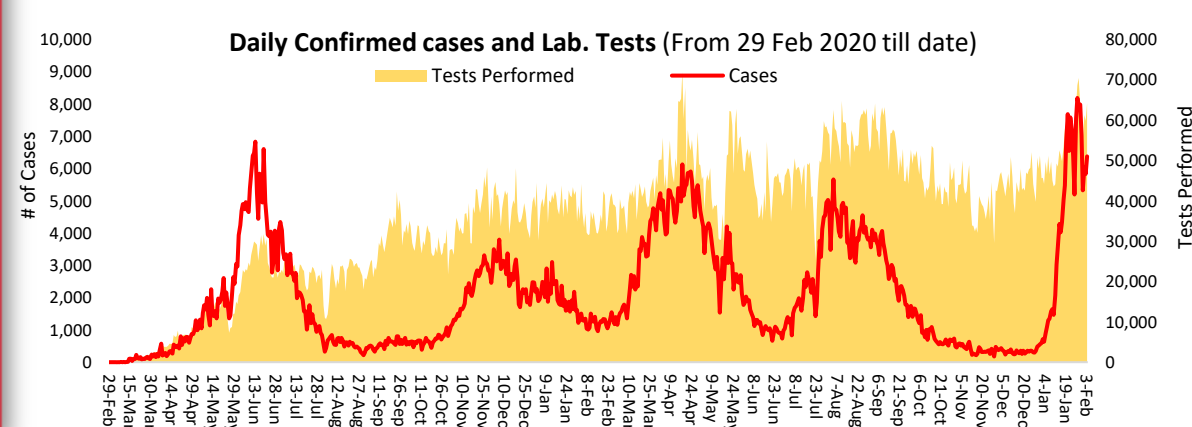
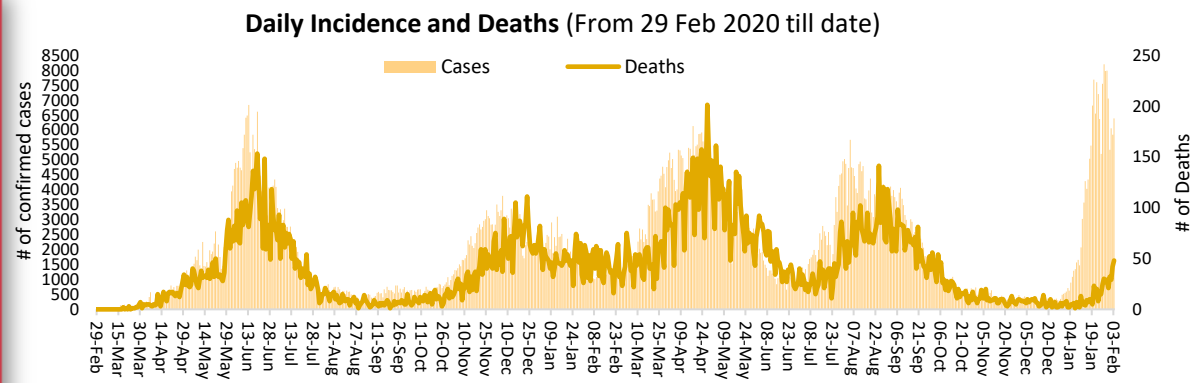
61,289 Suspected	64,121 Tests	6,377 Confirmed	4,566 Recovered	1,618 Critical	48 Deaths
----------------------------	------------------------	---------------------------	---------------------------	--------------------------	---------------------

PAKISTAN VACCINE STATS

First Dose
107,277,517
Last 24 hrs:
949,226

Fully Vaccinated
83,946,354
Last 24 hrs:
671,271

Total Doses Administrated
180,661,534
Last 24 hrs:
1,664,560



Meeting and Coordination



On 4th February 2022, United Nations (UN) Resident Coordinator in Pakistan, Mr Julien Harneis and the WHO Country Representative Pakistan Dr Palitha Mahipala jointly hosted a virtual meeting of the UN Crisis Management Team (UN-CMT).

During the meeting, Dr Palitha briefed the members on the current upsurge of COVID-19 cases, emergence of Omicron Variants in the country and the government response. The UNICEF representative informed the team about the present situation of COVID vaccine logistics and supplies. UNRC highlighted on the importance of the RCCE in the implementation of the public health measures.

The UN Resident Coordinator appreciated the technical role played by WHO Pakistan. He advised the CMT members to encourage all UN staff to get vaccinated and continue practicing public health measures at workplaces and at home.

Positivity Rate by Major Cities/Districts

Districts	Daily Trend	Test Conducted (Last 24hrs)	Positive Cases (Last 24hrs)	Positivity Rate (%)
Abbottabad		242	31	12.8%
Swat		592	25	4.2%
Peshawar		2091	431	20.6%
Faisalabad		1125	105	9.3%
Gujranawala		1250	56	4.5%
Gujrat		877	14	1.6%
Lahore		8764	1076	12.3%
Multan		1686	118	7.0%
Rawalpindi		1925	154	8.0%
Islamabad		6881	615	8.9%
Karachi		7672	1054	13.7%
Hyderabad		2016	357	17.7%
Mirpur		466	64	13.7%
Muzaffarabad		431	118	27.4%

Summary Table (Major Cities /Districts)

Districts	Hospitalized				Home or elsewhere Isolation
	Stable	On low flow oxygen	On High flow oxygen	On Vent	
Mirpur	01	06	03	00	372
Muzaffarabad	01	04	05	00	1,016
Quetta	00	00	11	00	287
Gilgit	00	13	01	00	126
Islamabad	12	119	35	17	13,920
Abbottabad	00	13	23	00	444
Peshawar	00	43	127	14	6,299
Swat	00	03	04	00	160
Bahawalpur	00	18	00	03	18
Faisalabad	00	13	70	02	127
Gujranwala	01	00	07	03	49
Lahore	17	41	156	62	645
Multan	14	00	00	03	55
Rawalpindi	06	28	47	03	129
Hyderabad	05	09	07	01	3,903
Karachi	33	135	165	40	39,243

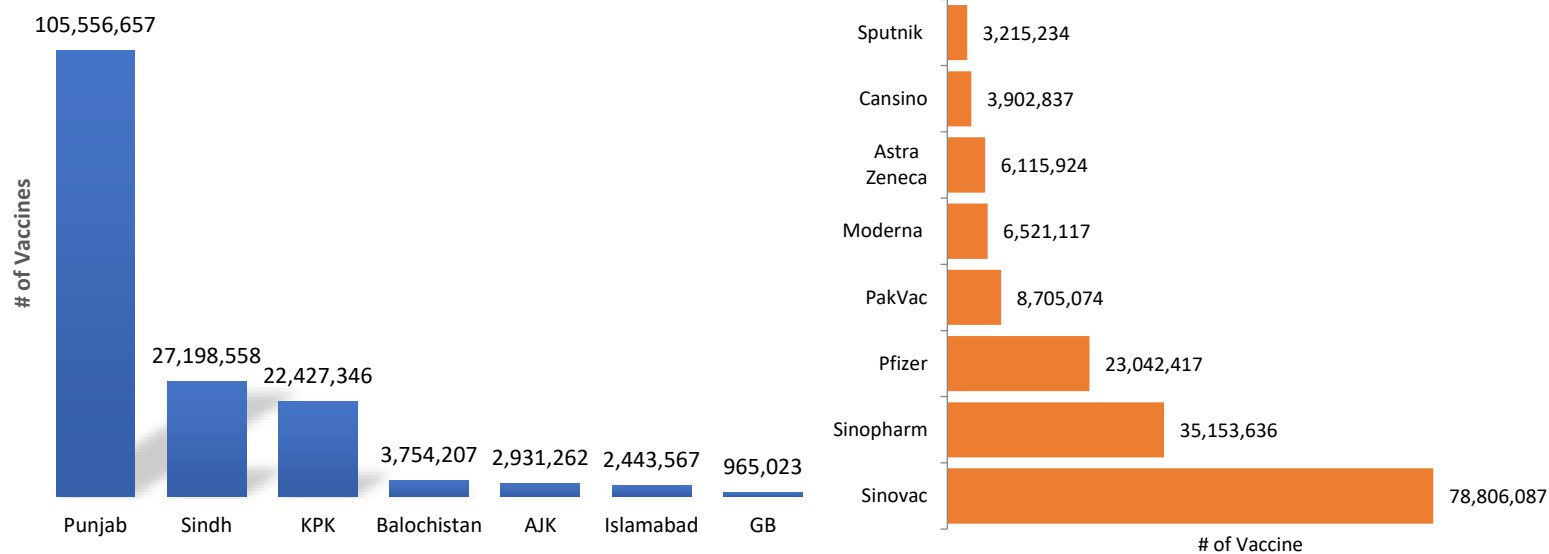
Summary Table by Province

Provinces	Lab Status				Hospitalized				Home Isolation	Total Recovered	Total Deaths
	Tested		Positive		Stable	Oxygen		On Vent.			
	Last 24hrs	Total (PCR+RA)	Last 24hrs	Total		On low flow	On High flow				
AJK	2,425	368,966	571	39,894	04	15	11	00	3,143	35,960	761
Balochistan	837	514,815	77	34,634	00	02	11	00	418	33,835	368
GB	535	232,760	46	10,837	00	13	01	00	278	10,356	189
Islamabad	6,881	2,601,909	615	130,373	12	119	35	17	13,920	115,287	983
KP	11,919	4,194,514	1,258	199,195	00	113	227	14	12,639	180,171	6,031
Punjab	25,253	9,633,182	2,031	485,810	54	194	383	83	20,371	451,506	13,219
Sindh	16,271	7,712,577	1,779	547,920	81	151	188	41	49,320	490,270	7,869

SARI/ILI surveillance summary, Week-04, 2022 (204 Sentinel Sites)

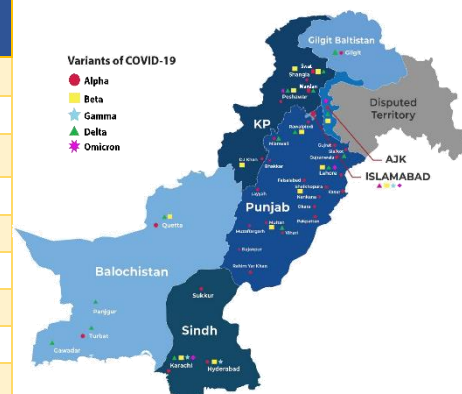
Province	SARI Cases					ILI Cases					Contact Tracing					Sentinel Sites			Bed Occupancy		
	SARI Reported	Tested		Lab Positive		ILI Reported	Tested		Lab Positive		Contact Identified	Contact Lab Tested		Contact Lab Positive		Total Sentinel Sites	Sites Reported		Total Allocated Beds	Occupied Beds	
		No	%	No	%		No	%	No	%		No	%	No	%		No	%		No	%
Islamabad	218	218	100.0	35	16.1	378	362	95.8	61	16.9	962	948	98.5	66	7.0	7	7	100.0	508	157	30.9
Punjab	1519	1519	100.0	151	9.9	3547	2928	82.5	305	10.4	3919	3899	99.5	192	4.9	50	50	100.0	2641	332	12.6
Sindh	1252	1252	100.0	168	13.4	2346	1973	84.1	408	20.7	4395	3922	89.2	1119	28.5	47	47	100.0	2566	223	8.7
KP	1031	1025	99.4	191	18.6	8926	8926	100.0	1168	13.1	2519	2519	100.0	150	6.0	30	30	100.0	1448	154	10.6
Balochistan	213	158	74.2	30	19.0	922	427	46.3	45	10.5	309	196	63.4	18	9.2	44	44	100.0	135	65	48.1
AJK	209	209	100.0	69	33.0	684	600	87.7	78	13.0	1943	1943	100.0	225	11.6	13	13	100.0	215	7	3.3
GB	4	3	75.0	1	33.3	11	5	45.5	0	0.0	33	32	97.0	0	0.0	13	3	23.1	51	0	0.0
Total	4446	4384	98.6	645	14.7	16814	15221	90.5	2065	13.6	14080	13459	95.6	1770	13.2	204	194	95.1	7564	938	12.4

COVID-19 Vaccination status by province and vaccine doses



COVID-19 sequenced genomes

Province	Wild Type	ALPHA	BETA	GAMMA	DELTA	DELTA +	Omicron	Total
Punjab	46	371	16	01	580	-	1,257	2,271
Sindh	77	121	235	34	545	-	230	1,242
KP	28	48	06	-	65	-	407	554
Baluchistan	07	03	18	-	76	-	01	105
Islamabad	248	2789	19	01	4975	03	763	8,798
Gilgit	05	-	-	-	15	-	03	23
AJK	04	04	01	-	16	-	09	34
Unspecified	27	44	15	01	31	-	-	118
Totals	442	3380	310	37	6303	03	2,670	13,145



Data Source: GISAID : <https://www.gisaid.org>., National Institute of Health, Pakistan ,Aga Khan University hospital, Karachi.

The reported data is inclusive of PCR based genotyping for SARS-CoV2 variants and Whole Genome Sequencing information. Variant of Interest data is not including in this report.

Contact Details

Dr Palitha Mahipala

WHO Representative
WHO Country Office
Islamabad – Pakistan
Tel: +92 51 9255183
Email: mahipalap@who.int

Dr Michael Lukwiya

Incident Manager
WHO Country Office
Islamabad - Pakistan
Tel: +92 51 9255184
Email: lukwiyam@who.int