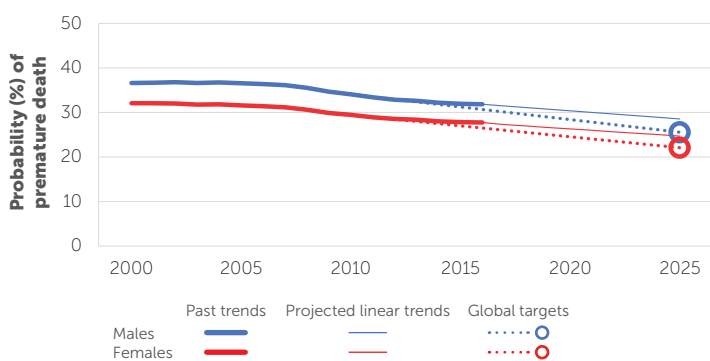


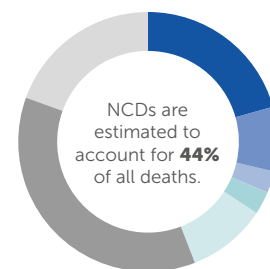
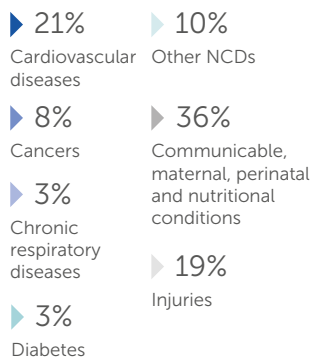
# AFGHANISTAN

2016 TOTAL POPULATION: 34 656 000  
2016 TOTAL DEATHS: 248 000

## RISK OF PREMATURE DEATH DUE TO NCDs (%)\*



## PROPORTIONAL MORTALITY\*




10 500 LIVES CAN BE SAVED BY 2025 BY IMPLEMENTING ALL OF THE WHO "BEST BUYS"

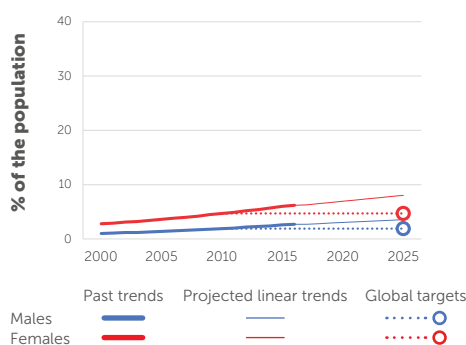
MORTALITY*		NATIONAL TARGET SET		DATA YEAR	MALES	FEMALES	TOTAL
Premature mortality from NCDs	X	Total NCD deaths	2016	55 900	53 700	109 500	
		Risk of premature death between 30-70 years (%)	2016	32	28	30	
Suicide mortality	-	Suicide mortality rate (per 100 000 population)	2016	-	-	5	
RISK FACTORS							
Harmful use of alcohol	X	Total alcohol per capita consumption, adults aged 15+ (litres of pure alcohol)	2016	0	0	0	
Physical inactivity	X	Physical inactivity, adults aged 18+ (%)	2016	...	...	...	
Salt/Sodium intake	X	Mean population salt intake, adults aged 20+ (g/day)	2010	9	8	9	
Tobacco use	X	Current tobacco smoking, adults aged 15+ (%)	2016	...	...	...	
Raised blood pressure	X	Raised blood pressure, adults aged 18+ (%)	2015	24	22	23	
Diabetes	X	Raised blood glucose, adults aged 18+ (%)	2014	8	9	8	
Obesity	X	Obesity, adults aged 18+ (%)	2016	3	6	5	
		Obesity, adolescents aged 10-19 (%)	2016	2	3	2	
Ambient air pollution	-	Exceedance of WHO guidelines level for annual PM2.5 concentration (by a multiple of)	2016	-	-	5	
Household air pollution	-	Population with primary reliance on polluting fuels and technologies (%)	2016	-	-	68	

## SELECTED ADULT RISK FACTOR TRENDS

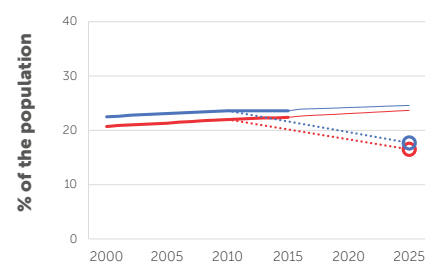
### CURRENT TOBACCO SMOKING



### OBESITY



### RAISED BLOOD PRESSURE



## NATIONAL SYSTEMS RESPONSE

Drug therapy to prevent heart attacks and strokes	X	Proportion of population at high risk for CVD or with existing CVD (%)	-	...
		Proportion of high risk persons receiving any drug therapy and counselling to prevent heart attacks and strokes (%)	-	...
		Proportion of primary health care centres reported as offering CVD risk stratification	2017	Less than 25%
		Reported having CVD guidelines that are utilized in at least 50% of health facilities	2017	No
Essential NCD medicines and basic technologies to treat major NCDs	X	Number of essential NCD medicines reported as "generally available"	2017	1 out of 10
		Number of essential NCD technologies reported as "generally available"	2017	4 out of 6

... = no data available

\* The mortality estimates for this country have a high degree of uncertainty because they are not based on any national NCD mortality data (see Explanatory Notes)

World Health Organization - Noncommunicable Diseases (NCD) Country Profiles, 2018.