

BAHRAIN

1.0

ESTIMATED NATIONAL DROWNING DEATH RATE (PER 100 000)*

16

ESTIMATED NATIONAL DROWNING DEATH COUNT*

REGIONAL AVERAGE RATE (PER 100 000) 4.5

GLOBAL AVERAGE RATE (PER 100 000) 3.8

* WHO Global Health Estimate data, 2021

GOVERNANCE AND COORDINATION

NATIONAL FOCAL POINT FOR DROWNING PREVENTION ✓

NATIONAL DROWNING PREVENTION STRATEGY ✓

NATIONAL COORDINATION MECHANISM FOR DROWNING PREVENTION ✓

GOVERNMENT SECTORS CONTRIBUTING TO DROWNING PREVENTION: Health | Police | Transport | Tourism | Military / Coastguard | Ministry of Commerce and Industry | Governorates through committees

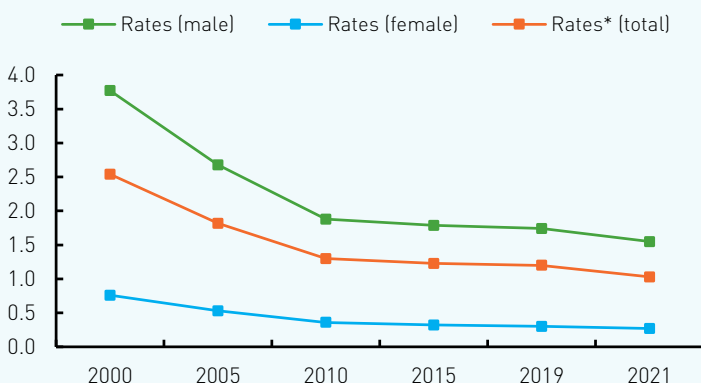
NON-GOVERNMENT SECTORS CONTRIBUTING TO DROWNING PREVENTION:

Lifesaving organizations | Swimming associations

POLICY AND LEGISLATION

Policy for disaster risk management which specifies drowning	SUB-NATIONAL
Legislation for fencing around private swimming pools	NO
Legislation for fencing around public swimming pools	NO
Legislation to ensure safety of domestic passenger water transport	NATIONAL
Legislation mandating lifejacket use when boating	NATIONAL
Regulations preventing alcohol consumption and/or sales near public waterbodies	SUB-NATIONAL

RATE OF DROWNING DEATHS OVER TIME



* Rate = age standardized death rate

POPULATION 1 463 265 | INCOME GROUP High income | GROSS NATIONAL INCOME PER CAPITA 28 280

DATA

DROWNING DEATHS CAPTURED IN VITAL REGISTRY SYSTEM MOST DETAILED NATIONAL DATA SOURCE CAPTURES: ✓

Age of victim ✓ Sex of victim ✓

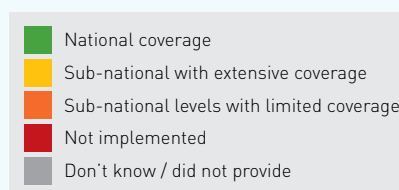
Type of water body ✓ Activity at time of drowning ✓

INTERVENTIONS

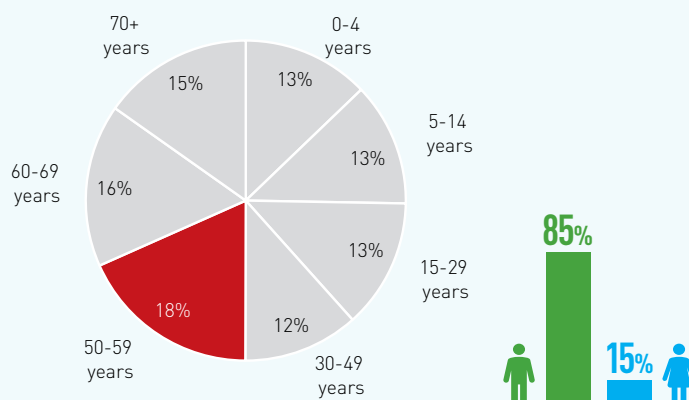
Daycare services provided for pre-school children	Not implemented
Swimming and water safety included in school curriculum	Not implemented
Barriers installed to limit access to water	Sub-national levels with limited coverage
Lifeguards present at public swimming venues	National coverage
Rescue and resuscitation training programmes available	Sub-national with extensive coverage
Operational search and rescue service present	National coverage
Free weather alerts available	National coverage
Operational disaster warning systems	National coverage
Community resilience for managing flood risk exists	National coverage
Community disaster resilience programs exist which specify drowning	National coverage

AWARENESS RAISING

Drowning prevention mass media campaigns	Sub-national levels with limited coverage
Campaigns on child safety	National coverage
Campaigns highlighting the dangers of consuming alcohol before or during aquatic activities	Sub-national levels with limited coverage



SHARE OF DROWNING DEATHS BY AGE GROUP



Global Health Estimates Data, 2021