

المملكة الأردنية الهاشمية
وزارة الصحة، مديرية الأمراض السارية

Jordan Weekly Epidemiological Bulletin

Hashemite Kingdom of Jordan, Ministry of Health, Directorate of Communicable Diseases

Week 3: 18 January – 24 January 2014

HIGHLIGHTS

- For the epidemiological week 3, 526 out of 526 health facilities provided weekly surveillance data.
- New case of MERS-CoV was detected in the country. Total number of MERS-CoV in Jordan became 3 cases. Globally total cases are 180 cases.**
- Diarrhea cases in both Balka and Kura exceeded the upper threshold.
- Diarrhea cases in Karak still exceeding the upper threshold
- Three cases of imported Malaria were reported

PRIORITY DISEASES

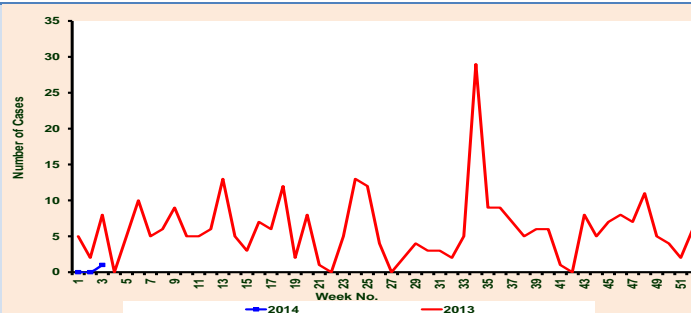
*The red line represents disease threshold which is the 90 percentile of 25 weeks period (current week, 2 weeks before and 2 weeks after from last 5 years)

1. Cholera

No cases of cholera were reported in Jordan since year 1981. This week 44 stool specimens were cultured for Cholera, all were negative.

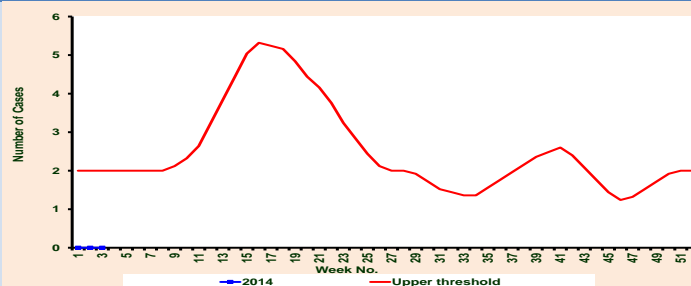
2. Bloody Diarrhea

- One was from Ramtha was reported this week,
- The red line for bloody diarrhea represents year 2013 due to lack of historical data.
- Cumulative cases 2014: One case



3. Measles

- No measles cases reported in this week
- Cumulative cases 2014: Zero
- The cumulative number of suspected cases in 2013 was 206, with 120 confirmed cases.
- Measles re-emerged in Jordan in 2013 after 3 years with no confirmed cases identified. This could be due to the Syrian refugees to the Kingdom.

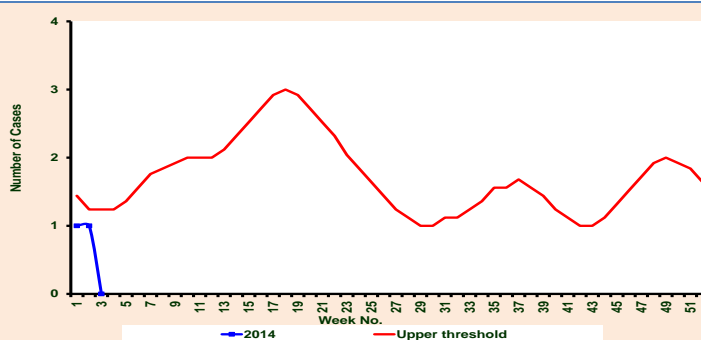


4. Meningococcal Meningitis

- No Meningococcal meningitis cases were reported in this week. In 2013, only one confirmed case was reported from Irbid in week 37

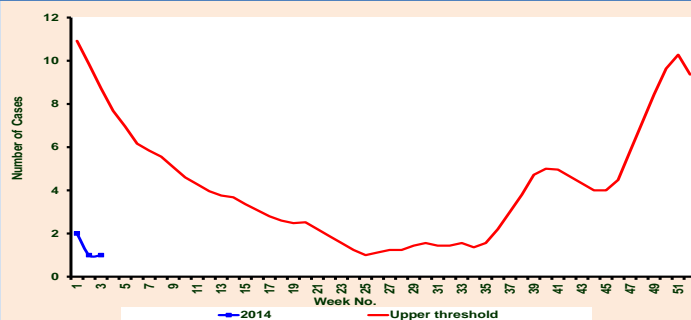
5. Acute Flaccid Paralysis

- No cases of AFP were reported this week
- Last confirmed polio case in Jordan was in 1992
- Cumulative cases in 2014: Two cases



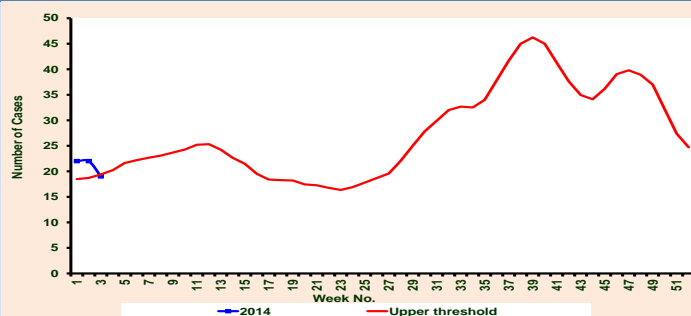
6. Cutaneous Leishmaniasis

- One case of C. Leishmaniasis reported in this week
- Cumulative cases 2014: 4 cases
- Cumulative number of cases for 2013 was 30 cases; these cases mostly were from South Shouneh, Karak and North Agwar.



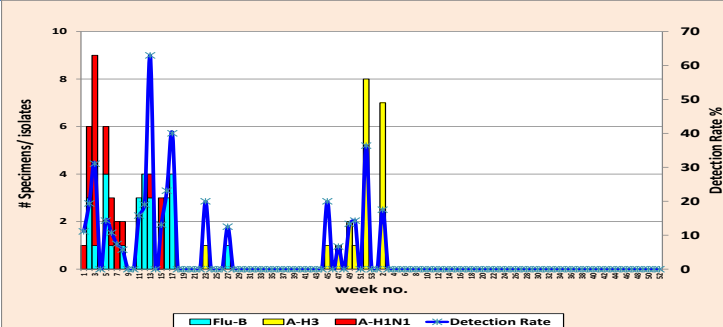
7. Hepatitis A

- 19 cases reported in week 3: 5 cases were from Zarka, 4 cases from Mafraq, 3 N. Badia
- The number of cases is comeback to its threshold
- The outbreak which starting week 24,2014 mostly from Amman, Zarka, Mafraq and North Badia could be over
- It will be known if the number stays within the threshold in the next 2 weeks.



8. Severe Acute Respiratory Illness (SARI) sentinel sites

- Current circulate serotype of influenza is H3N2.
- The data for SARI available one week earlier (week 2)
- The detection rate is 18%



ALERTS and OUTBREAKS

Date	Diseases	Lab results	Govern.	No. of cases	Epi criteria	Action taken
30/01	Diarrhea	Not confirmed	Karak	125	An unusual increase in cases were identified, since week 51/2013 mostly in <5 years	-Contact with Karak governorate -More deep data analysis Follow up the trend in coming weeks Health education Follow up
30/01	Diarrhea	Not confirmed	Bal;a Kura	155 40	Just upper threshold Just upper threshold	
22/01	MERS-CoV	PCR	Amman	One	See below box	See below box

A new **MERS-CoV** case has been reported on 22/1/2014 to the Directorate of Communicable Diseases (DCD)

- Confirmed by PCR from broncho-alveolar lavage. 3
- Male, 48 years old, married
- Family members seven (7),
- Immune-compromised.
- Admitted to hospital in 31/1/2014 complaining of fever.
- Patient died on 23/1/2014.
- Diagnosed with Myelodysplastic Syndrome (MDS), leukemia, DM type 2, and ulcerative colitis.
- He has traveled to the UK seeking treatment in the period 12/11-25/12/2013.
- No history of animal contact or social events in the last 30 days.
- Laboratory investigations show very low WBCs, platelets, and anemia with normal kidney function tests.
- Investigations and follow-up family contacts, medical staff and health workers,
- strictly applying infection control measure

N.B. the red squares indicate the governorate with the highest number of cases

Diseases	Amman	E. Amman	Madaba	Zarqa	Balqa	S.Shuna	Der Alla	Irbid	B. Kenana	Kura	Ramtha	Nagwar	Ajloon	Jarash	Mafrag	Rwaished	N. Badia	karak	Tafleh	Ma'an	Aqaba	Unrwa	S. Agwar	2014
Non M. Meningitis	4	0	0	0	1	1	0	1	0	1	1	0	0	0	0	0	0	0	0	0	0	0	0	9
Mumps	0	0	0	0	0	0	0	0	0	0	0	0	0	1	0	0	0	0	0	0	1	0	0	2
Pul T.B	0	0	0	2	0	0	0	0	0	0	0	0	0	0	0	0	0	0	0	0	0	0	0	2
Non Pul T.b	0	0	0	0	0	0	0	1	0	0	0	0	0	0	0	0	0	0	0	0	0	0	0	1
Bloody diarrhoea	0	0	0	0	0	0	0	0	0	0	1	0	0	0	0	0	0	0	0	0	0	0	0	1
Hepatitis A	1	0	0	5	0	0	1	1	0	0	2	0	0	2	4	0	3	0	0	0	0	0	0	19
Brucellosis	0	0	0	0	0	1	0	0	0	0	0	0	0	0	0	0	0	2	0	0	0	0	0	3
Malaria	3	0	0	0	0	0	0	0	0	0	0	0	0	0	0	0	0	0	0	0	0	0	0	3
Bilharzia	0	0	0	0	0	0	2	0	0	0	0	0	0	0	0	0	0	0	0	0	0	0	0	2
Cut. Leshmania	0	0	0	0	0	0	0	0	0	0	0	0	0	0	0	0	0	1	0	0	0	0	0	1
Animal Bite	15	11	9	13	9	0	2	12	1	1	5	2	3	3	6	0	3	0	1	1	3	0	0	100
Scabies	0	0	0	4	2	0	0	0	0	0	0	0	0	0	2	0	0	0	0	0	0	0	0	8
Chicken pox	24	10	0	13	9	2	2	8	2	3	2	0	1	3	5	0	1	11	1	2	1	0	0	100
Viral Meningitis	4	0	0	0	1	1	0	1	0	1	1	0	0	0	0	0	0	0	0	0	0	0	0	9

Reportable Diseases with Zero cases reported this week

Anthrax	Hydatidosis	Rabies	Syphilis	Typhoid & Para Typhoid	Other Emerging Disease(s)
Diphtheria	Leprosy	Relapsing Fever	Tetanus Adults	Typhus	Acute Flacid Paralysis
Hepatitis B	Pertussis	Ringworm	Tuberculosis	Yellow Fever	
Gonorrhea	Plague	Scarlet Fever	Pulmonary		
HIV/AIDS					

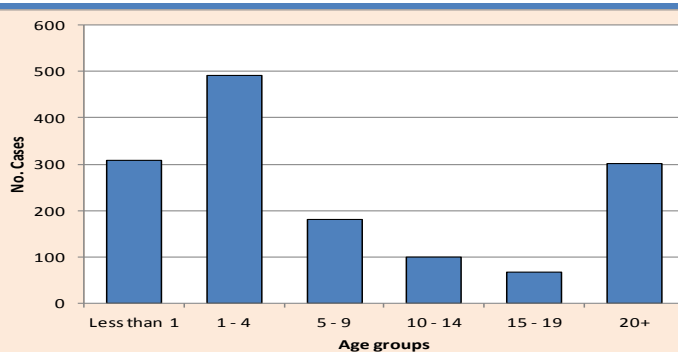
Diarrhea cases Jordan week 51 by age groups and reporting sites

N.B. the red circle indicates governorate crossed the disease 90 percentile threshold for the last 5 years

Age Group	Amman	E. Amman	Madaba	Zarqa	Balqa	S.Shuna	Der Alla	Irbid	B. Kenana	Kura	Ramtha	Nagwar	Ajloon	Jarash	Mafrag	Rwaished	N. Badia	karak	Tafleh	Ma'an	Aqaba	S. Agwar	Total Diarrhea
Less than 1	31	35	23	34	24	7	5	24	5	5	8	8	14	20	15	0	2	9	4	22	8	6	309
1 - 4	48	37	35	64	54	17	8	53	2	18	19	6	29	13	13	0	3	33	5	16	3	16	492
5 - 9	20	11	11	30	10	3	1	23	3	3	4	1	3	7	8	0	1	21	4	10	4	2	180
10 - 14	8	8	2	13	6	1	1	11	10	2	1	3	2	4	3	0	3	9	2	6	1	4	100
15 - 19	12	7	1	2	5	1	0	4	7	3	0	2	1	3	2	0	1	3	2	2	6	3	67
20+	24	10	7	28	56	10	8	19	0	9	13	5	18	3	13	1	2	36	5	12	18	4	301
Total	143	108	79	171	155	39	23	134	27	40	45	25	67	50	54	1	12	111	22	68	40	35	1449
90 Percentile	191	162	108	212	147	56	32	191	32	37	56	46	73	54	133	6	30	67	29	85	63	87	

Diarrhea

- 1449 total diarrhea cases were reported in this week
- 801 cases (55%) were < 5 years.
- Males represents 55% of total cases of diarrhea
- The reported cases were below the threshold for this week except for Karak.
- Balqa and Kura are slightly pass the threshold and will be followed up



- Increasing in the number of cases in Karak since week 51 still ongoing,
- The total number of cases was 111, this cross the upper threshold which represents 9th Percentile for the last five years.
- Analyzing data reveal that the increase is distributed from all heath centers from the district and it is due to improving the surveillance system and the increase is not clustered from a certain area
-

