

المملكة الأردنية الهاشمية
وزارة الصحة، مديرية الأمراض السارية

Jordan Weekly Epidemiological Bulletin

Hashemite Kingdom of Jordan, Ministry of Health, Directorate of Communicable Diseases

Week 11 :15 March –21 March 2014

HIGHLIGHTS

- The completeness of reporting is 100%; 526 out of facilities provided weekly surveillance data in the epidemiological week 11
- Diarrhea cases exceeded upper threshold only in one reporting site(Deir Alla)

PRIORITY DISEASES

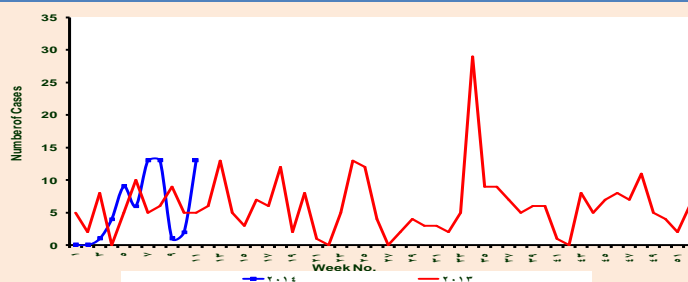
*The red line represents disease threshold which is the 90 percentile of 25 weeks period (current week, 2 weeks before and 2 weeks after from last 5 years)

1. Cholera

No cases of cholera were reported in Jordan since year 1981; 89 stools specimens for Cholera in whole country during this week, all were negative.

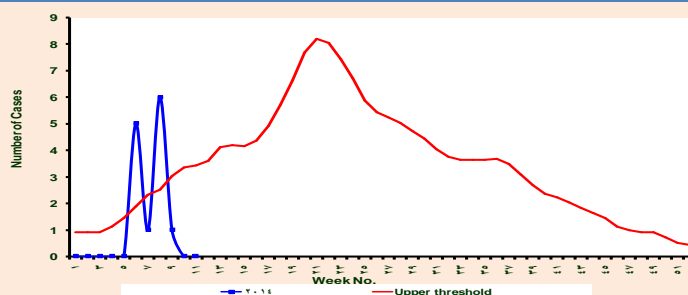
2. Bloody Diarrhea

- 13 cases were reported from UNRWA



3. Measles

- No cases were reported by passive surveillance in this week.
- 9 Cumulative lab. And epidemiologically confirmed cases 2014

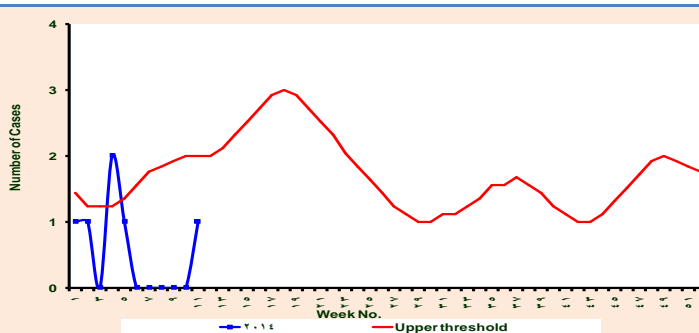


4. Meningococcal Meningitis

- No Meningococcal meningitis cases were reported in this week.

5. Acute Flaccid Paralysis

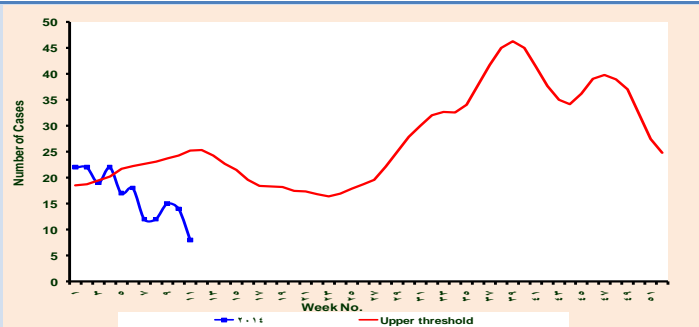
- One case of AFP (3 years old) was reported in this week from Amman
- Cumulative number of cases in 2014 is 7 cases
- Last confirmed polio case in Jordan was in 1992



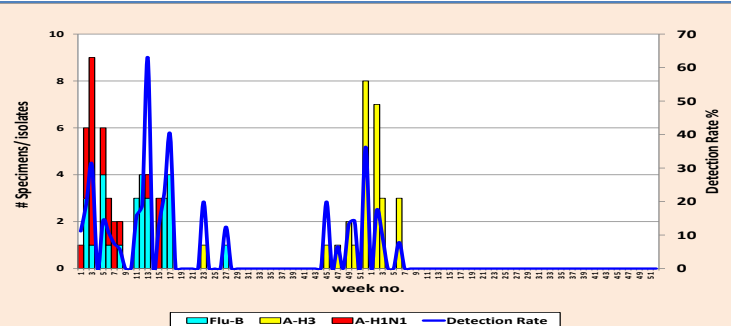
6. Cutaneous Leishmaniasis

-
- The graph displays the number of cases over a 30-week period. The blue line represents the actual number of cases, which shows significant fluctuations in the first 10 weeks, peaking at 15 cases in week 7. After week 10, the number of cases drops to zero and remains there. The red line represents the upper threshold, which starts at 11 cases, decreases to a minimum of 1 case at week 20, and then rises to 10 cases by week 30.
- | Week No. | Number of Cases (Actual) | Upper threshold |
|----------|--------------------------|-----------------|
| 1 | 3 | 11 |
| 2 | 3 | 10 |
| 3 | 9 | 9 |
| 4 | 2 | 8 |
| 5 | 1 | 7 |
| 6 | 15 | 6.5 |
| 7 | 15 | 6 |
| 8 | 14 | 5.5 |
| 9 | 5 | 5 |
| 10 | 0 | 4.5 |
| 11 | 0 | 4 |
| 12 | 0 | 3.5 |
| 13 | 0 | 3 |
| 14 | 0 | 2.5 |
| 15 | 0 | 2.5 |
| 16 | 0 | 2 |
| 17 | 0 | 1.5 |
| 18 | 0 | 1 |
| 19 | 0 | 1 |
| 20 | 0 | 1 |
| 21 | 0 | 1.5 |
| 22 | 0 | 1.5 |
| 23 | 0 | 1.5 |
| 24 | 0 | 1.5 |
| 25 | 0 | 1.5 |
| 26 | 0 | 2 |
| 27 | 0 | 3 |
| 28 | 0 | 5 |
| 29 | 0 | 5 |
| 30 | 0 | 10 |

8 cases were reported from different sites including 5 sporadic cases from Mafrak
Cumulative number cases for 2014 is: 181 cases



- No specimens were tested this week due to technical problems
- Current circulate serotype of influenza from sentinel sites is H3N2.
- Still there are sporadic cases of Influenza A(H1N1)2009 reported from different sites in the country



Date	Diseases	Lab results	Govern.	No. of cases	Epi criteria	Action taken
27/03	Diarrhea	Not Confirmed	Der Alla	39	Above upper threshold	Investigations done, number of cases decreased, but still exceeding upper threshold

[illegible]

Reportable Diseases with Zero cases reported this week

Anthrax	Leprosy	Rabies	Syphilis	Typhoid & Para Typhoid	Other Emerging Disease(s)
AFP	Plague	Relapsing Fever	Neo natal Tetanus		
Diphtheria	Acute Flaccid	Ringworm	Typhus		
Gonorrhea	Paralysis	Scarlet Fever	M. Meningitis		
HIV/AIDS	Hepatitis B	Pertussis	Yellow Fever		

Diarrhea cases Jordan week 9 by age groups and reporting sites

N.B. the red circle indicates governorate crossed the disease 90 percentile threshold for the last 5 years

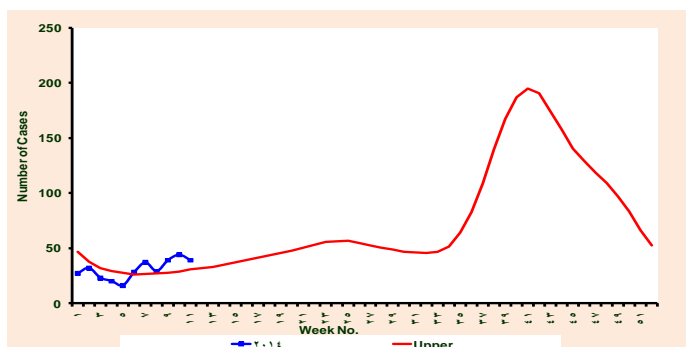
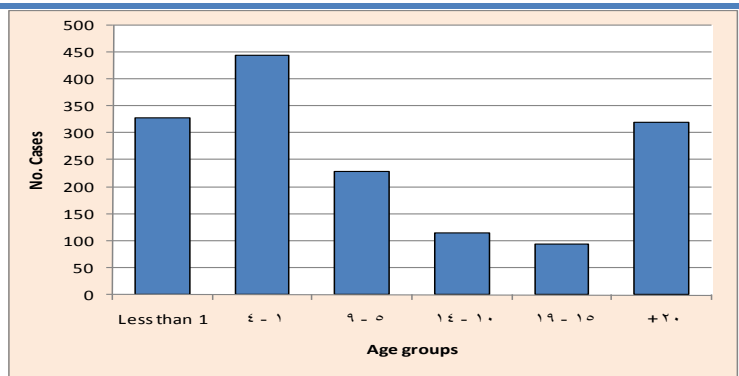
Age Group	Amman	E. Amman	Madaba	Zarqa	Balqa	S.Shuna	Der Alla	Irbid	B. Kenana	Kura	Ramtha	N.agwar	Ajloon	Jarash	Ma'raq	Rwaished	N. Badia	karak	Tafleh	Ma'an	Aqaba	S.Agwar	Total Diarrhea
Less than 1	40	29	27	38	33	9	6	18	4	4	4	6	11	7	14	1	3	18	5	31	5	15	328
1 - 4	43	30	26	42	43	15	16	58	9	10	13	9	26	13	19	2	4	29	4	13	6	15	445
5 - 9	25	26	11	25	17	4	3	25	5	4	9	6	3	6	5	1	3	16	7	7	13	8	229
10 - 14	13	13	2	11	18	2	0	12	1	3	5	4	0	1	0	0	2	7	2	5	7	7	115
15 - 19	10	14	1	12	4	1	3	9	2	1	2	6	0	1	3	1	2	6	2	3	5	6	94
20+	19	18	19	31	28	12	11	33	0	10	8	11	12	7	18	1	3	29	7	16	16	10	319
Total	150	130	86	159	143	43	39	155	21	32	41	42	52	35	59	6	17	105	27	75	52	61	1530
90 Percentile	207	166	100	246	161	47	31	185	31	36	70	40	66	55	100	6	52	91	34	78	60	101	

Diarrhea

Diarrhea:

- 1530 cases of diarrhea from all reporting sites
- Deir All, exceeded the upper threshold for the second week
- 51% of cases were less than 5 years

Number of cases decreased but still exceeding upper threshold



For further information, please contact the Communicable Diseases Directorate at the Jordan Ministry of Health: email (dcd@yahoo.com)

Phone number 5200230

Editors: Dr. Moh'd Abdallat, Dr. Sami Sheikh Ali, Dr. Sultan Abdalla