

المملكة الأردنية الهاشمية
وزارة الصحة - مديرية الأمراض السارية

Jordan Weekly Epidemiological Bulletin

Hashemite Kingdom of Jordan, Ministry of Health, Directorate of Communicable Diseases

Week 13:29 March –04 April 2014

HIGHLIGHTS

- The completeness of reporting is 100%; 526 out of facilities provided weekly surveillance data in the epidemiological week 13

New case of MERS-CoV diagnosed on 08/04/2014 in a patient coming back from Umrah. Details in the week 14

PRIORITY DISEASES

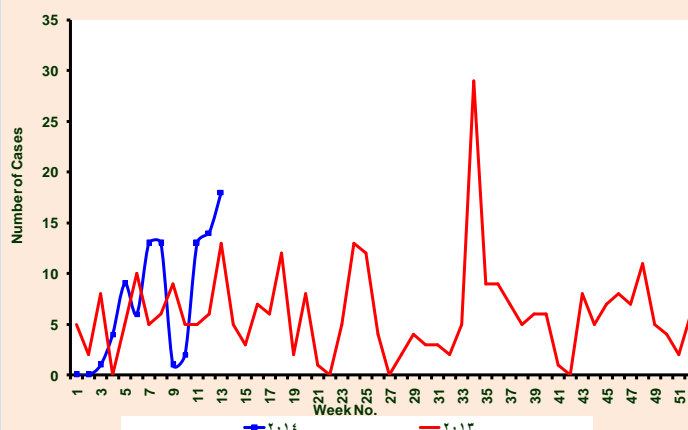
*The red line represents disease threshold which is the 90 percentile of 25 weeks period (current week, 2 weeks before and 2 weeks after from last 5 years)

1. Cholera

No cases of cholera were reported in Jordan since year 1981; 78 stools specimens for Cholera in whole country during this week, all were negative.

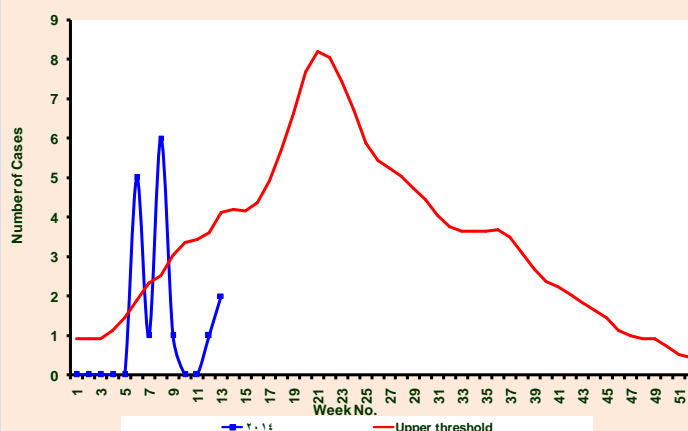
2. Bloody Diarrhea

- 18 cases were reported from UNRWA



3. Measles

- Two suspect cases were reported from Amman and Zarqa. IgM was negative for both cases
- In 2014, Ten Cumulative lab. Confirmed cases; one case was imported.
- One case was epidemiologically linked

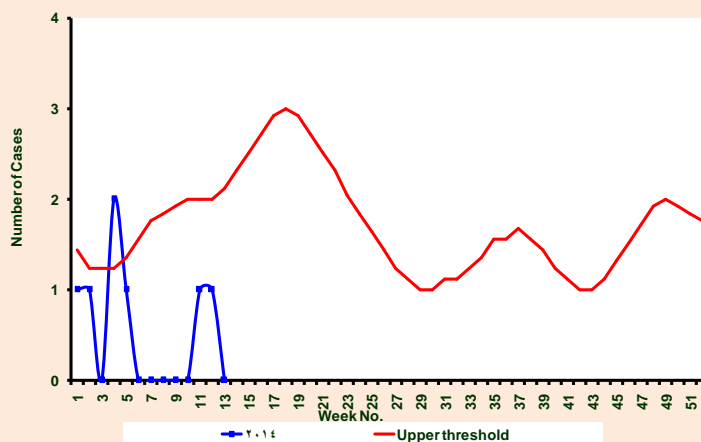


4. Meningococcal Meningitis

- No Meningococcal meningitis cases were reported in this week.

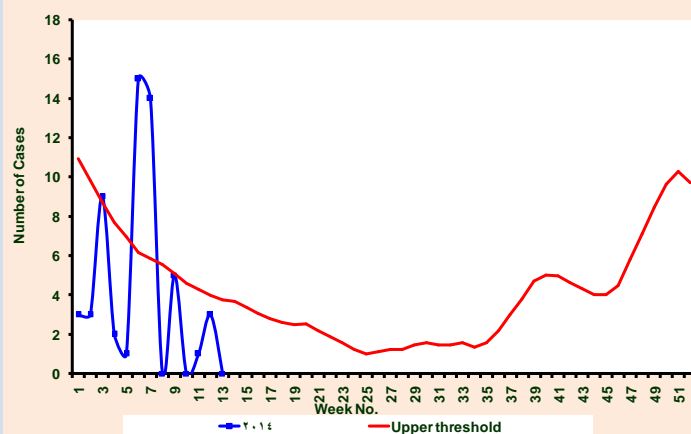
5. Acute Flaccid Paralysis

- No cases during this week
- Cumulative number of cases in 2014 is 7 cases
- Last confirmed polio case in Jordan was in 1992



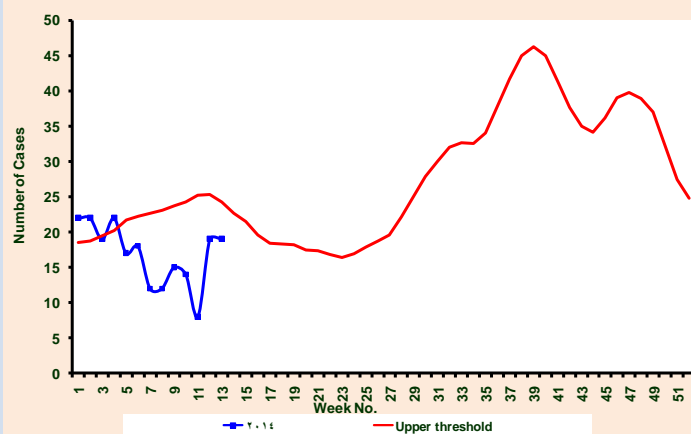
6. Cutaneous Leishmaniasis

- No reported cases during this week
- Cumulative cases 2014: 56 cases



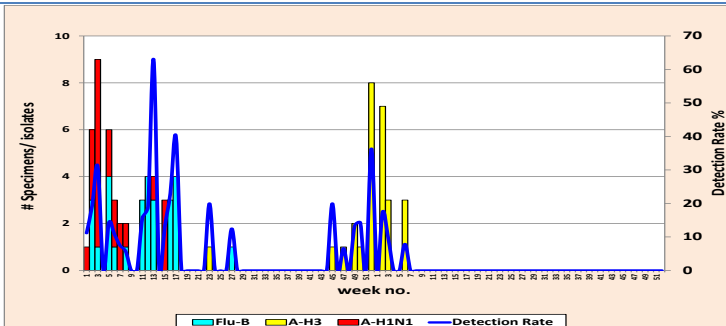
7. Hepatitis A

19 cases were reported from different sites, mostly from Mafrak (9cases) and Zarka (5 cases)
Cumulative number cases for 2014 is: 219 cases



8. Severe Acute Respiratory Illness (SARI) sentinel sites

- No specimens were tested for the second week due to shortage of specific reagents
- Sporadic cases of Pandemic Influenza (H1N1) 2009 are reported



ALERTS and OUTBREAKS

Date	Diseases	Lab results	Govern.	No. of cases	Epi criteria	Action taken
9/04	Diarrhea	Not Confirmed	Der Alla	38	Above upper threshold	Slight increase exceeding upper threshold; no cluster of cases

N.B. the red squares indicate the governorate with the highest number of cases

Diseases	Amman	E. Amman	Madaba	Zarqa	Balqa	S.Shuna	Der Alla	Irbid	B. Kenana	Kura	Ramtha	Nagwar	Ajloon	Jarash	Mafraq	Rwaished	N. Badia	karak	Tafleh	Ma'an	Aqaba	Unrwa	S. Agwar	2014
Non M. Meningitis	4	0	0	1	0	0	0	7	0	0	0	0	0	0	0	0	0	0	0	0	0	0	0	12
Measles	1	0	0	1	0	0	0	0	0	0	0	0	0	0	0	0	0	0	0	0	0	0	0	2
Mumps	0	0	0	0	0	0	0	0	0	0	0	0	0	2	0	0	0	0	0	0	0	0	0	2
Typhoid & para Typhoid	0	0	0	4	0	0	0	0	0	0	0	0	0	0	0	0	0	0	0	0	0	0	0	4
Bloody diarrhoea	0	0	0	0	0	0	0	0	0	0	0	0	0	0	0	0	0	0	0	0	0	18	0	18
Hepatitis A	2	0	0	5	2	0	1	0	0	0	0	0	0	0	9	0	0	0	0	0	0	0	0	19
Brucellosis	0	0	0	0	0	0	0	0	0	0	0	0	0	0	0	0	1	2	0	0	3	0	0	6
Malaria	3	0	0	1	0	0	0	0	0	0	0	0	0	0	0	0	0	0	0	0	0	0	0	4
Bilharzia	2	0	0	0	0	0	0	0	0	0	0	0	0	0	0	0	0	0	0	0	0	0	0	2
Animal Bite	31	5	4	0	0	2	2	10	3	0	6	0	1	3	6	0	1	1	1	0	0	0	0	76
Scabies	0	0	0	0	2	0	6	0	0	0	0	0	1	1	8	0	0	5	0	0	0	0	0	23
Chicken pox	25	18	0	20	10	2	4	38	5	0	4	2	9	12	7	0	3	26	5	6	3	0	8	207
Viral Meningitis	3	0	0	1	0	0	0	7	0	0	0	0	0	0	0	0	0	0	0	0	0	0	0	11
O Bact Meningitis	1	0	0	0	0	0	0	0	0	0	0	0	0	0	0	0	0	0	0	0	0	0	0	1

Reportable Diseases with Zero cases reported this week

AFP	Leprosy	Relapsing Fever	Syphilis	Yellow Fever	Other Emerging Disease(s)
Anthrax	C.Leishmaniasis	Ringworm	Neo natal Tetanus		
Diphtheria	Plague	Scarlet Fever	Typhus		
Gonorrhea	Hepatitis B	Pertussis	M. Meningitis		
HIV/AIDS	Rabies				

Diarrhea cases Jordan week13 by age groups and reporting sites

N.B. the red circle indicates governorate crossed the disease 90 percentile threshold for the last 5 years

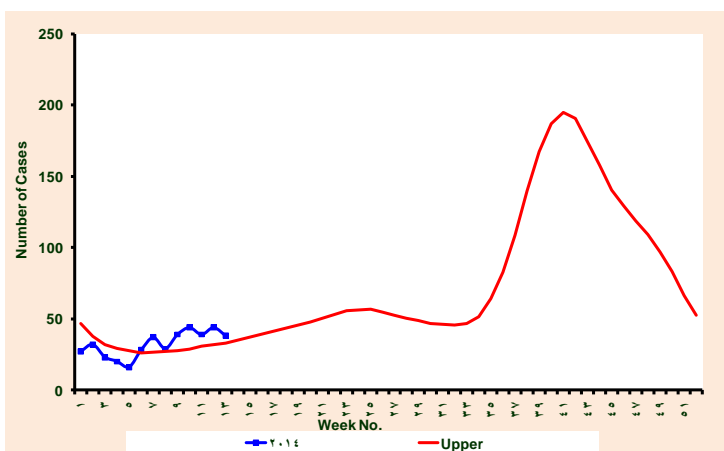
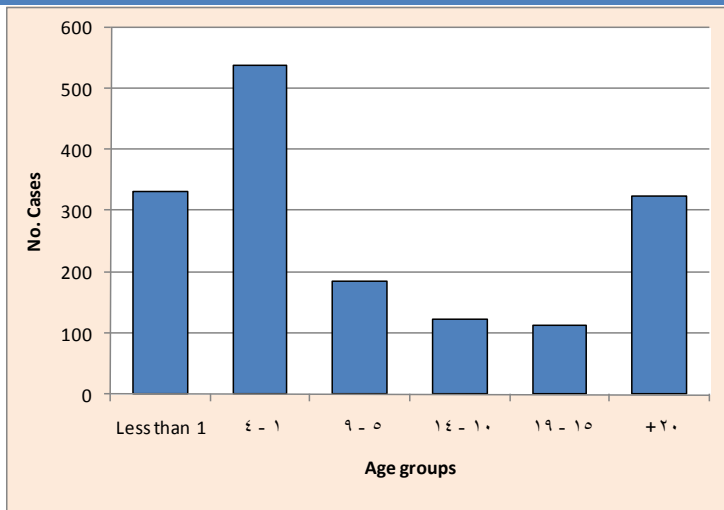
Age Group	Amman	E. Amman	Madaba	Zarqa	Balqa	S.Shuna	Der Alla	Irbid	B. Kenana	Kura	Ramtha	N.agwar	Ajloon	Jarash	Mafraq	Rwaished	N. Badia	karak	Tafleh	Ma'an	Aqaba	S.Agwar	Total Diarrhea
Less than 1	32	34	20	33	29	6	10	24	5	5	10	4	7	7	21	0	3	17	3	29	13	18	330
1 - 4	54	42	42	44	56	11	16	54	2	10	17	9	28	17	14	0	7	38	6	17	16	38	538
5 - 9	29	14	8	22	12	3	3	25	6	2	4	3	5	4	8	0	3	13	5	8	1	7	185
10 - 14	16	11	8	10	4	1	0	20	4	4	4	2	2	0	6	0	3	6	9	2	3	7	122
15 - 19	9	20	8	9	6	1	0	10	8	2	4	4	2	1	5	0	2	8	0	5	3	6	113
20+	22	22	9	32	52	10	9	15	2	6	8	12	15	13	9	0	8	35	6	11	11	16	323
Total	162	143	95	150	159	32	38	148	27	29	47	34	59	42	63	0	26	117	29	72	47	92	1611
90 Percentile	218	179	106	287	164	47	33	207	31	37	79	50	75	63	111	6	63	100	36	78	64	105	

Diarrhea

Diarrhea:

- 1611 cases of diarrhea reported from all reporting sites
- Deir Alla, still slightly exceeded the upper threshold for four week
- Increase in Diarrhea cases in South Aghwar, thou it is bellow upper threshold
- 54% of cases were less than 5

Number of diarrhea cases , DierAlla,
Still slightly exceeding upper threshold



For further information, please contact the Communicable Diseases Directorate at the Jordan Ministry of Health: email (dcd@yahoo.com)

Phone number 5200230

Editors: Dr. Moh'd Abdallat, Dr. Sami Sheikh Ali, Dr. Sultan Abdalla