

# Influenza situation in the Eastern Mediterranean Region

W11/2018 (from 11/03/2018 to 17/03/2018)

Source of data: EMFLU Network and FLUMART

Figure 1. Number of positive influenza cases and influenza positivity rate per week, 2017-2018

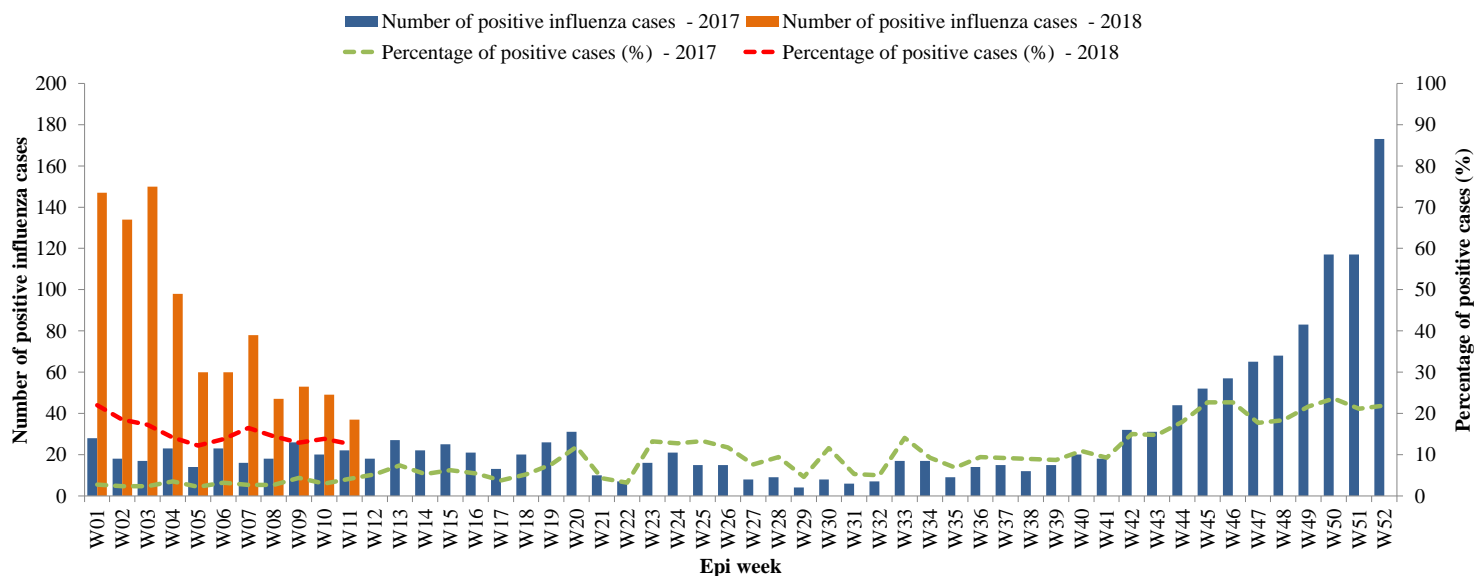


Figure 2. Percentage of circulating virus type by positive influenza cases

W40/2017 - W11/2018

Last 4 weeks

Flu A (H1N1)pdm09   Flu A (H3N2)   Flu A (Not-subtyped)   Flu B   Flu A (H1N1)pdm09   Flu A (H3N2)   Flu A (Not-subtyped)   Flu B

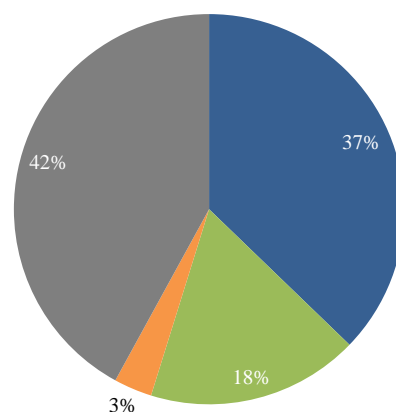
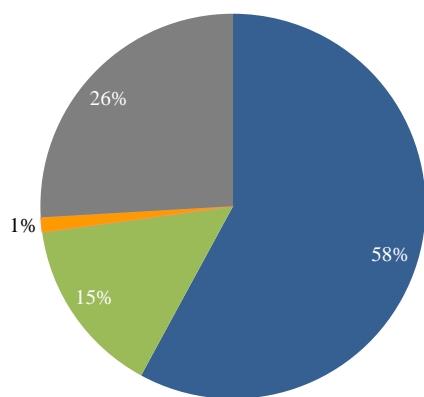
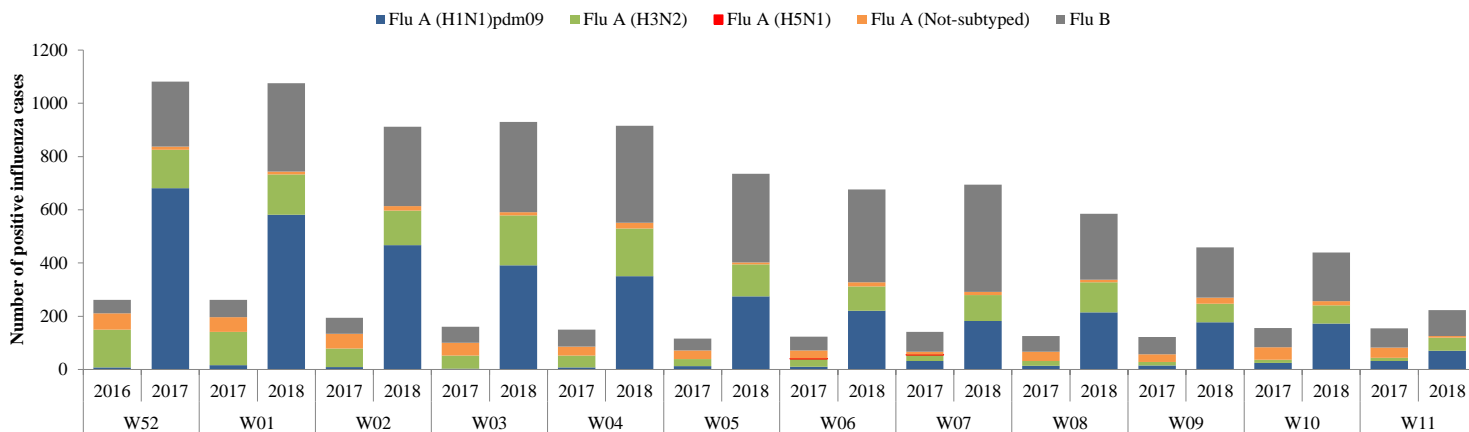


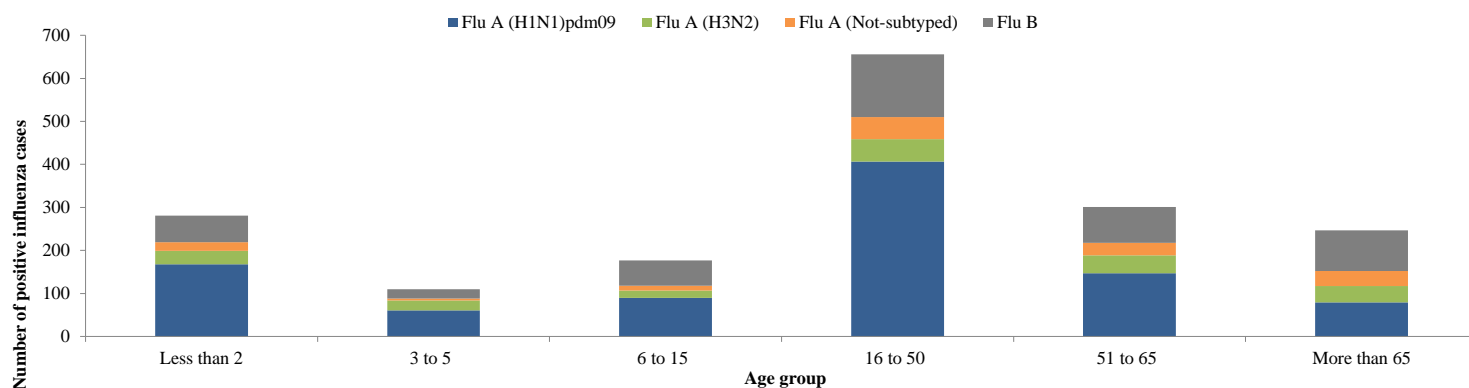
Table 1. Type and Number of influenza viruses detected from W40/2017 to W11/2018 and during last four weeks

Virus type	W40/2017-W11/2018	Last 4 weeks
	Number (%)	Number (%)
Flu A (H1N1)pdm09	12033 (58)	635 (37)
Flu A (H3N2)	3100 (15)	300 (18)
Flu A (Not-subtyped)	258 (1)	54 (3)
Flu B	5386 (26)	717 (42)
<b>Total</b>	<b>20777</b>	<b>1706</b>

**Figure 3. Comparison of respiratory pathogens detected from tested specimens by last 12 weeks W11/2018**



**Figure 4. Age group distribution of influenza cases by virus type in the EMR from W40/2017 to W11/2018**



**Table 2. Reported cases by country W01-W11/2018**

Country	Number of enrolled cases	Tested cases Number (%)	Influenza positive cases Number (%)	Positive cases			
				Flu A			Flu B
				Flu A (H1N1)pdm09	Flu A (H3N2)	Flu A (Not-subtyped)	Number (%)
Afghanistan	993	992 (100)	131 (13)	42 (32)	52 (40)	(-)	37 (28)
Bahrain	240	240 (100)	83 (35)	40 (48)	(-)	5 (6)	38 (46)
Egypt	3416	3416 (100)	943 (28)	430 (46)	109 (12)	2 (0)	402 (43)
Iran (Islamic Republic of)	5343	5343 (100)	622 (12)	212 (34)	150 (24)	(-)	260 (42)
Iraq	1049	1049 (100)	275 (26)	200 (73)	8 (3)	(-)	67 (24)
Jordan	953	953 (100)	228 (24)	164 (72)	1 (0)	(-)	63 (28)
Kuwait	3492	3476 (100)	887 (26)	248 (28)	86 (10)	(-)	553 (62)
Lebanon	390	390 (100)	82 (21)	25 (30)	29 (35)	3 (4)	25 (30)
Morocco	837	837 (100)	245 (29)	40 (16)	89 (36)	(-)	116 (47)
occupied Palestinian territory	870	870 (100)	208 (24)	184 (88)	3 (1)	(-)	21 (10)
Pakistan	2520	2520 (100)	774 (31)	504 (65)	227 (29)	(-)	43 (6)
Qatar	10428	10428 (100)	2283 (22)	670 (29)	395 (17)	68 (3)	1150 (50)
Saudi Arabia	1805	1752 (97)	306 (17)	54 (18)	(-)	71 (23)	181 (59)
Syrian Arab Republic	62	61 (98)	17 (28)	7 (41)	(-)	2 (12)	8 (47)
Oman	1896	1862 (98)	263 (14)	71 (27)	31 (12)	(-)	161 (61)
Sudan	30	(-)	(-)	(-)	(-)	(-)	(-)
Tunisia	1902	935 (49)	297 (32)	210 (71)	79 (27)	(-)	8 (3)
Yemen	10	(-)	(-)	(-)	(-)	(-)	(-)
<b>Total</b>	<b>36236</b>	<b>35124 (97)</b>	<b>7644 (22)</b>	<b>3101 (41)</b>	<b>1259 (16)</b>	<b>151 (2)</b>	<b>3133 (41)</b>

Published by the Infectious Hazard Management (IHM) unit, World Health Organization (WHO) Eastern Mediterranean Regional Office (EMRO), Cairo, Egypt.  
 For Correspondence: Tel. + 20-2-22765492, Fax + 20-2-2765456. E-mail: [emrgohspoutbreak@who.int](mailto:emrgohspoutbreak@who.int)  
 Influenza monthly situation updates are available at: <http://www.emro.who.int/health-topics/influenza/regional-situation-update.html>