

Influenza situation in the Eastern Mediterranean Region

W10/2018 (from 04/03/2018 to 10/03/2018)

Source of data: EMFLU Network and FLUMART

Figure 1. Number of positive influenza cases and influenza positivity rate per week, 2017-2018

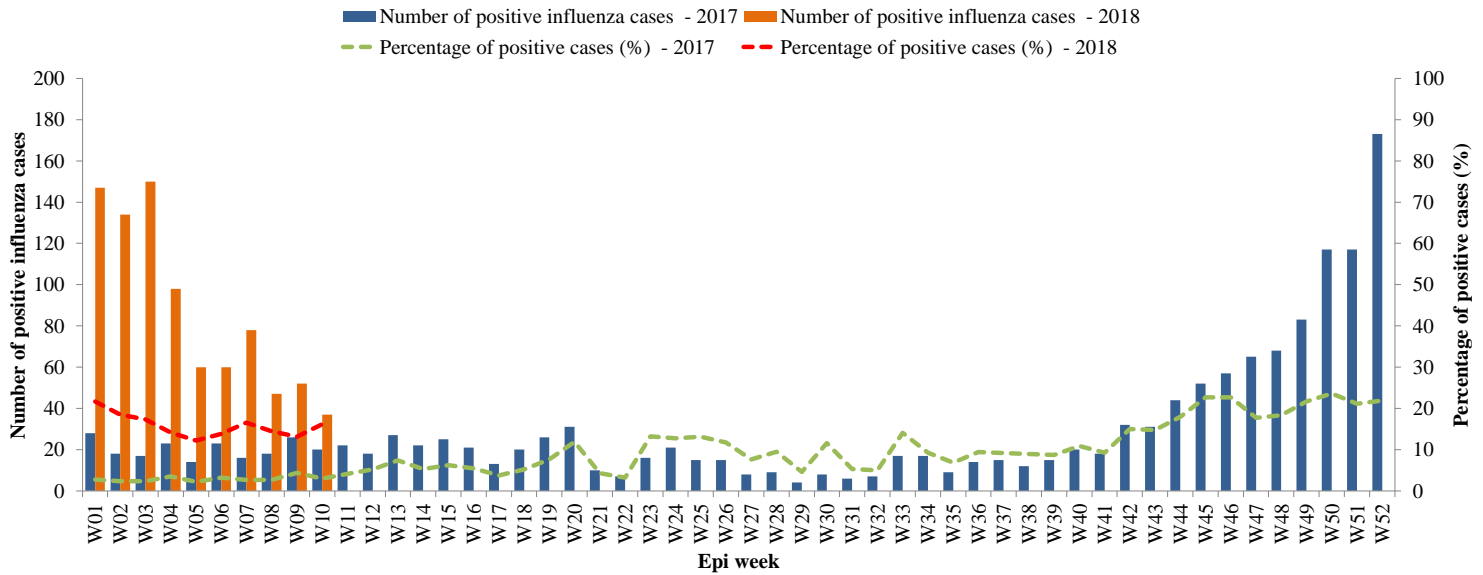


Figure 2. Percentage of circulating virus type by positive influenza cases

W40/2017 - W10/2018

Last 4 weeks

Flu A (H1N1)pdm09 Flu A (H3N2) Flu A (Not-subtyped) Flu B Flu A (H1N1)pdm09 Flu A (H3N2) Flu A (Not-subtyped) Flu B

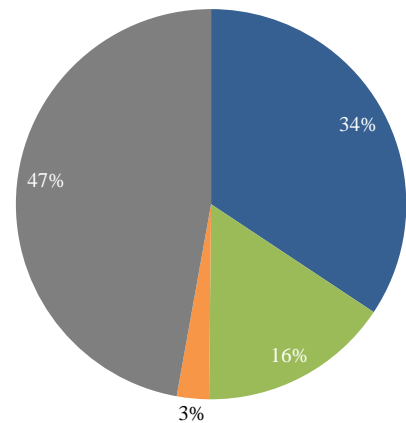
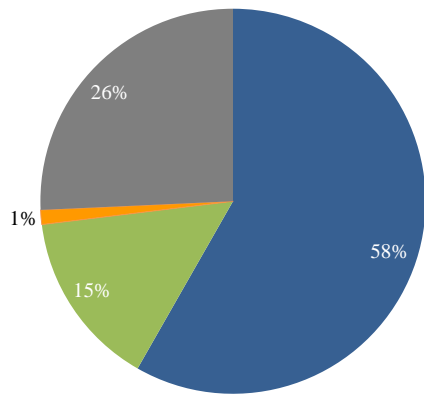


Table 1. Type and Number of influenza viruses detected from W40/2017 to W10/2018 and during last four weeks

Virus type	W40/2017-W10/2018	Last 4 weeks
	Number (%)	Number (%)
Flu A (H1N1)pdm09	11951 (58)	735 (34)
Flu A (H3N2)	3040 (15)	339 (16)
Flu A (Not-subtyped)	249 (1)	57 (3)
Flu B	5277 (26)	1010 (47)
Total	20517	2141

Figure 3. Comparison of respiratory pathogens detected from tested specimens by last 12 weeks W10/2018

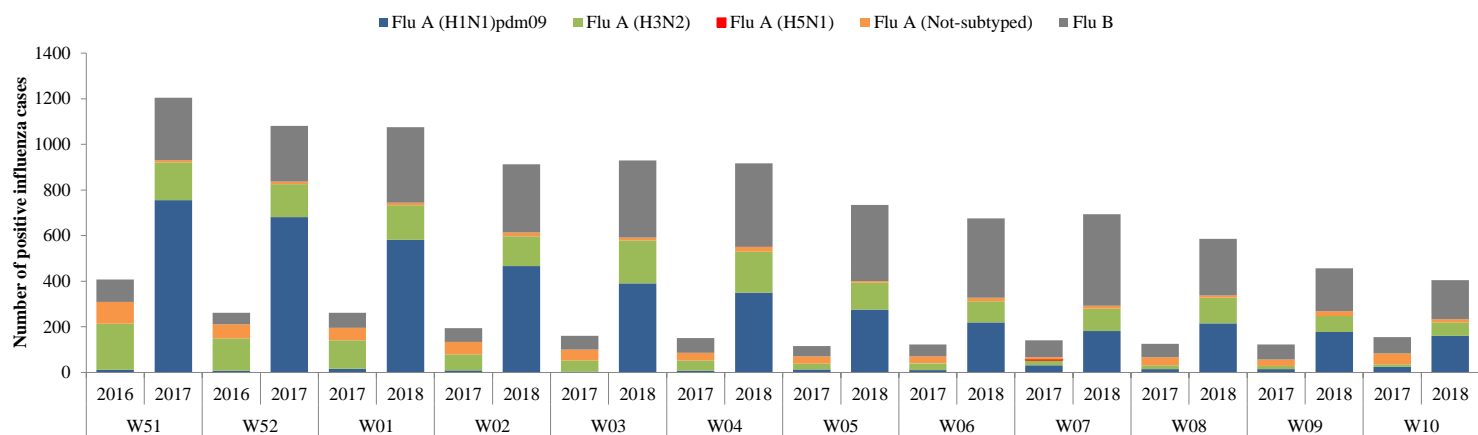


Figure 4. Age group distribution of influenza cases by virus type in the EMR from W40/2017 to W10/2018

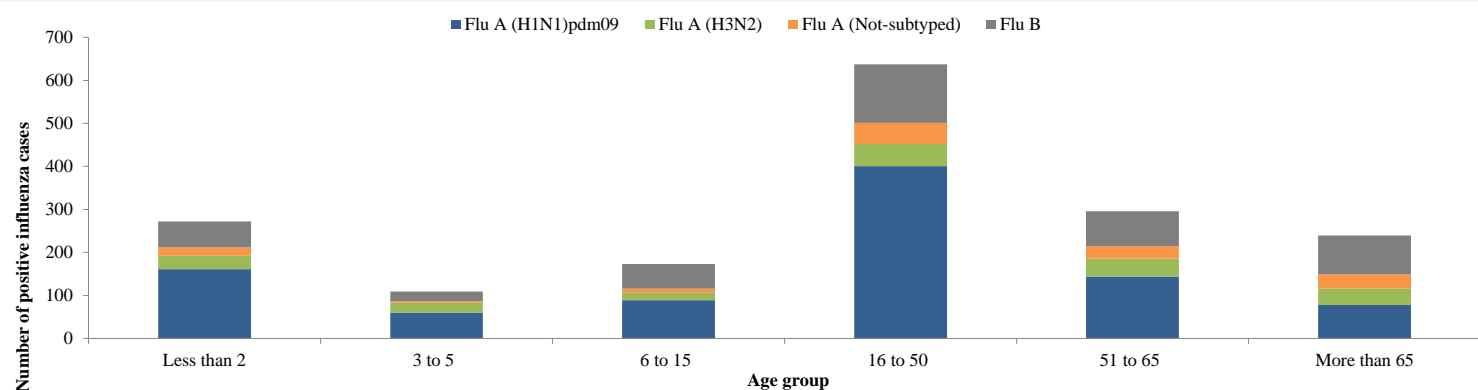


Table 2. Reported cases by country W01-W10/2018

Country	Number of enrolled cases	Tested cases Number (%)	Influenza positive cases Number (%)	Positive cases			
				Flu A			Flu B
				Flu A (H1N1)pdm09	Flu A (H3N2)	Flu A (Not-subtyped)	Number (%)
Afghanistan	951	951 (100)	130 (14)	42 (32)	52 (40)	(-)	36 (28)
Bahrain	215	215 (100)	78 (36)	40 (51)	(-)	5 (6)	33 (42)
Egypt	3404	3404 (100)	943 (28)	430 (46)	109 (12)	2 (0)	402 (43)
Iran (Islamic Republic of)	4945	4945 (100)	597 (12)	204 (34)	138 (23)	(-)	255 (43)
Iraq	1049	1049 (100)	275 (26)	200 (73)	8 (3)	(-)	67 (24)
Jordan	917	917 (100)	226 (25)	164 (73)	1 (0)	(-)	61 (27)
Kuwait	3476	3476 (100)	887 (26)	248 (28)	86 (10)	(-)	553 (62)
Lebanon	321	321 (100)	64 (20)	22 (34)	22 (34)	3 (5)	17 (27)
Morocco	756	754 (100)	243 (32)	40 (16)	88 (36)	(-)	115 (47)
occupied Palestinian territory	794	794 (100)	189 (24)	169 (89)	2 (1)	(-)	18 (10)
Pakistan	2520	2520 (100)	774 (31)	504 (65)	227 (29)	(-)	43 (6)
Qatar	9572	9572 (100)	2153 (22)	626 (29)	364 (17)	64 (3)	1099 (51)
Saudi Arabia	1562	1502 (96)	280 (19)	48 (17)	(-)	67 (24)	165 (59)
Syrian Arab Republic	58	53 (91)	16 (30)	7 (44)	(-)	1 (6)	8 (50)
Oman	1743	1688 (97)	244 (14)	67 (27)	30 (12)	(-)	147 (60)
Sudan	30	(-)	(-)	(-)	(-)	(-)	(-)
Tunisia	1867	900 (48)	285 (32)	208 (73)	72 (25)	(-)	5 (2)
Yemen	10	(-)	(-)	(-)	(-)	(-)	(-)
Total	34190	33061 (97)	7384 (22)	3019 (41)	1199 (16)	142 (2)	3024 (41)

Published by the Infectious Hazard Management (IHM) unit, World Health Organization (WHO) Eastern Mediterranean Regional Office (EMRO), Cairo, Egypt.
 For Correspondence: Tel. + 20-2-22765492, Fax + 20-2-2765456. E-mail: emrgohspoutbreak@who.int
 Influenza monthly situation updates are available at: <http://www.emro.who.int/health-topics/influenza/regional-situation-update.html>