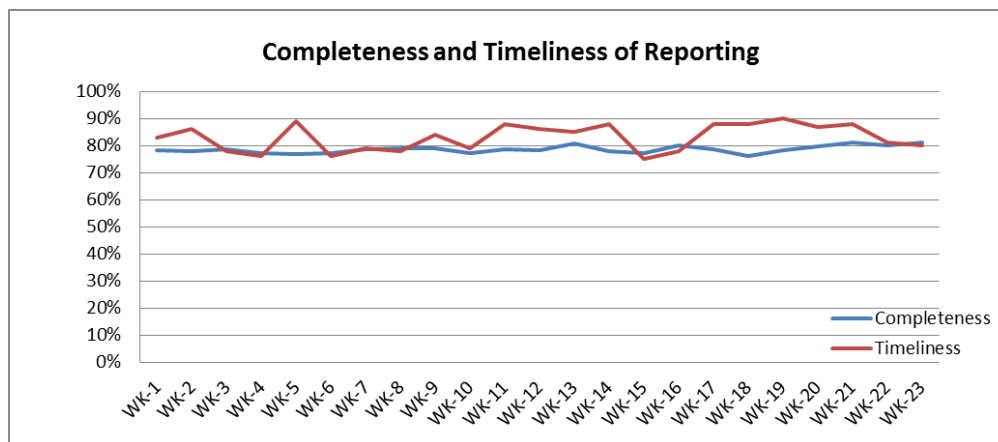


### ❖ Highlights:

- ❖ (4) AFP cases were reported during this week, (3) cases from Al-Mayadin in Deir-ez-Zor, (1) case from Rural Damascus.
- ❖ A notable decrease in SM cases reported for three consecutive weeks.
- ❖ (58) Suspected Measles cases were reported during this week: from Ar-Raqqa (17), Damascus (17), Deir-ez-Zor (14), and Dar'a (6).

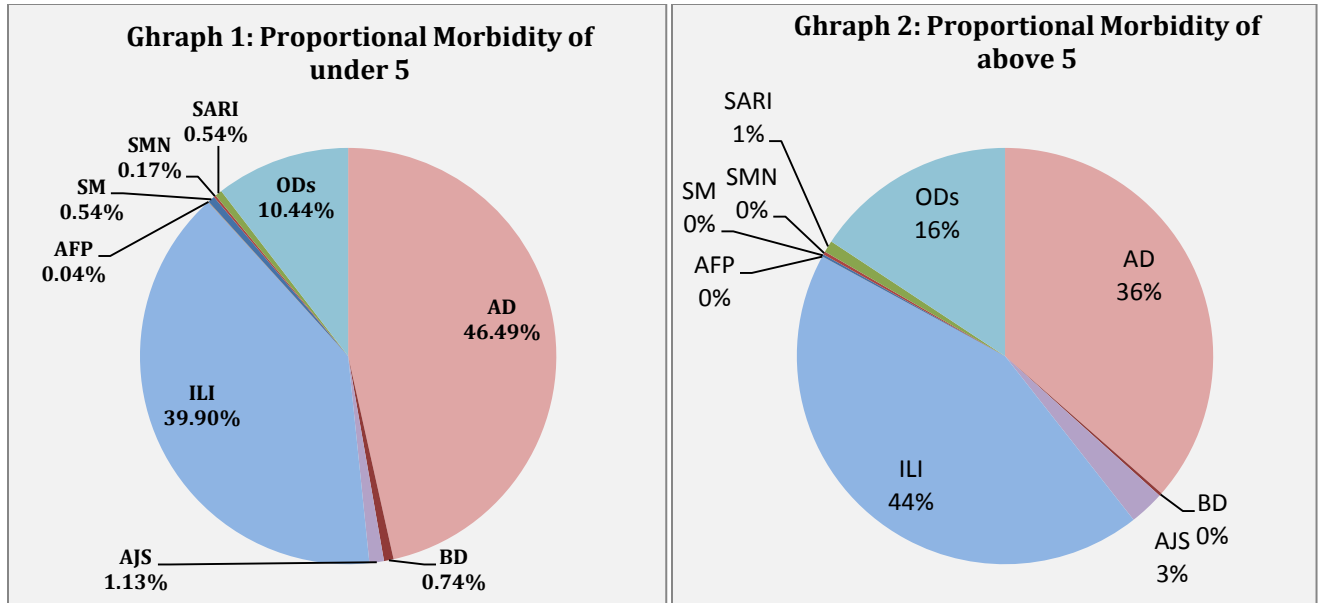
### ❖ Completeness & Timeliness of Reporting

- ❖ The overall completeness of reporting was 81%, (910 out of total 1132 EWARS sentinel sites), (14) Governorates have reported this week; Timeliness of reporting was 80%.



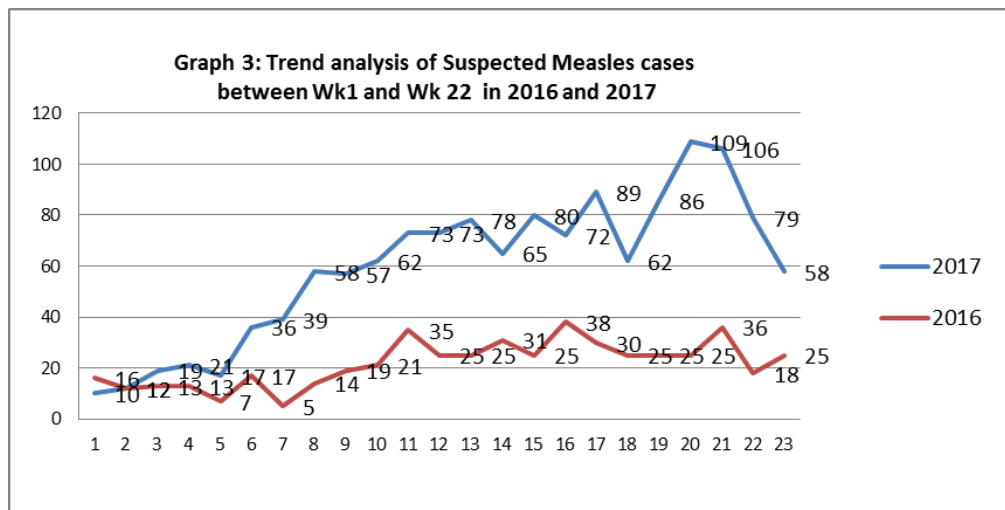
### ❖ The Morbidity Cases

- ❖ Out of the 205,395 total consultations, a total of 17,213 EWARS notifiable cases were reported; of which 7,219 cases were Influenza like Illness (36%), 7,032 cases were Acute Diarrhoea (35%), 348 cases of AJS, 130 cases of Sever Acute Respiratory Infection, 58 cases of Suspected Measles, 78 cases of Bloody Diarrhoea, 36 cases of Suspected Meningitis, and 4 cases of Acute Flaccid Paralysis.
- ❖ Graphs 1 and 2 below show the proportional morbidity among < 5 and ≥ 5 year age groups respectively.

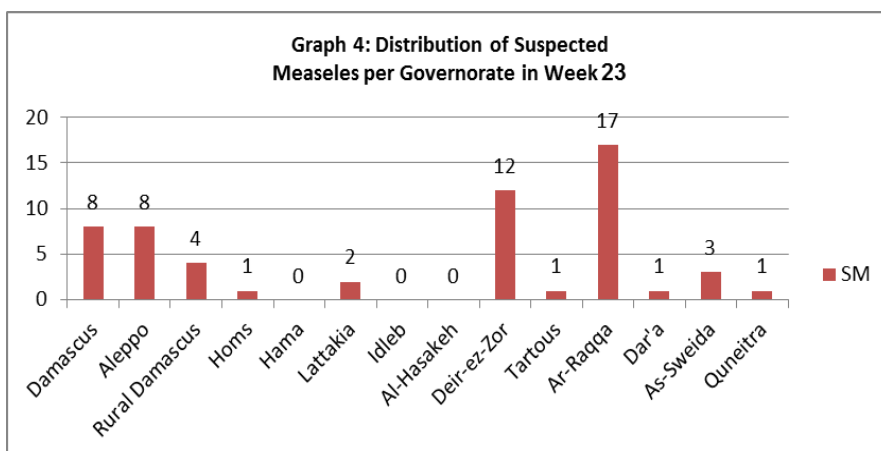


- ❖ AD constitutes (46.49%) among < 5 and (36%) among ≥ 5, while ILI constitutes (39.90%) of the cases among <5 and (44%) among ≥ 5.
- ❖ 51% of the cases were distributed among males, 56% of the cases were distributed among ≥5 age group. In total 2,308 cases were reported as “other diseases”. The most important diseases reported within this group were; 371 cases of Leishmaniasis (most of which were reported from Idleb 48%, Hama 27%), 231 cases of Typhoid (most of which were reported from Deir-Ez-Zor 25%, Idleb 30%, and Rural Damascus 13%), 175 cases of Brucellosis, 34 cases of Mumps, 32 cases of Pertussis, and 10 cases of TB.

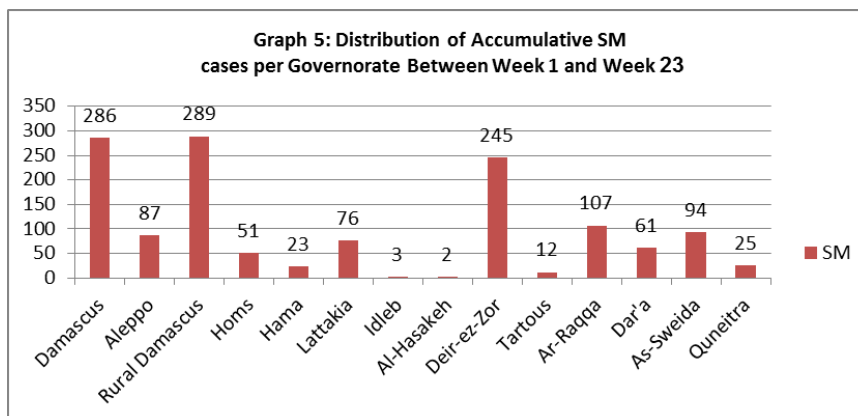
**Graph 3** shows the trend analysis of suspected Measles cases reported between week 1 and week 22 of 2016 and 2017. It shows a decrease in reported SM cases for three consecutive weeks.



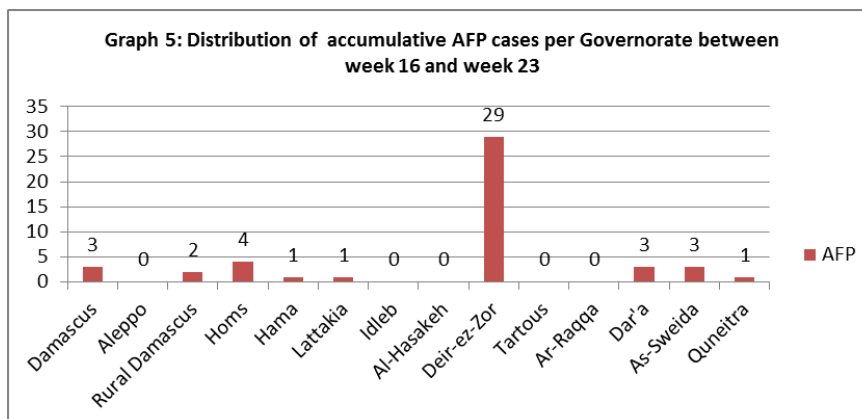
**Graph 4:** shows the distribution of Suspected Measles cases per governorates reported during week 23 of 2017.



**Graph 5:** Shows the distribution of accumulative SM cases per Governorates Between week 1 and week 23 of 2017.



**Graph 6:** Shows the distribution of accumulative AFP cases between week 16 and week 23 of 2017.



**Table 1** shows a comparison between all notifiable cases in week 22 & week 23 in 2017.

Table 1: Comparison between reported cases between week 22 and week 23		
Disease	Week 22	Week 23
AD	6,408	7,032
BD	85	78
AWD	0	0
AJS	296	348
ILI	7,670	7,219
AFP	7	4
SM	79	58
SMN	28	36
SARI	112	130
TYF	173	231
PER	29	32
LSH	311	371
BRU	188	175
TB	16	10
CHP	401	378
SCA	308	360
LIC	393	538
Others	190	179
Mum	18	34

In line with the seasonality of water borne diseases, an increase in the number of cases was reported for this week.

## ❖ The Response

**cVDPV2 response:** The planned response of the two rounds of immunization campaigns of (mOPV2) has been delayed due to operational and logistic issues. The new date for the first round is set to be on 22<sup>th</sup> of July and the second within 2 weeks of the 1st round.

**Table-2: Distribution of cases per age group, and by Governorate-week- 23, 2017:**

Code	Age Group	Idleb	Hassaka	Raqqa	Sweida	Qunaitra	Lattakia	Aleppo	Hama	Homs	Daraa	Damascus	DierEzor	Rural Damascus	Tartous	Grand Total	
AD	< 5	275	186	158	196	100	256	598	169	165	182	566	298	291	62	3502	7,032
	≥ 5	233	86	24	205	86	346	738	140	196	143	658	234	287	154	3530	
BD	< 5	1	1	16	12	2	1	4	0	0	4	2	13	0	0	56	78
	≥ 5	0	1	1	6	3	0	5	0	0	5	1	0	0	0	22	
AWD	< 5	0	0	0	0	0	0	0	0	0	0	0	0	0	0	0	0
	≥ 5	0	0	0	0	0	0	0	0	0	0	0	0	0	0	0	
AJS	< 5	19	0	1	0	3	1	12	2	1	1	13	19	13	0	85	348
	≥ 5	29	4	8	0	4	7	72	19	3	2	72	15	19	9	263	
ILI	< 5	115	83	5	95	195	681	328	65	153	140	360	291	342	152	3005	7,219
	≥ 5	93	51	2	169	431	777	464	31	182	231	626	278	452	427	4214	
AFP	< 5	0	0	0	0	0	0	0	0	0	0	0	3	0	0	3	4
	≥ 5	0	0	0	0	0	0	0	0	0	0	0	0	1	0	1	
SM	< 5	0	0	16	3	1	1	4	0	0	0	7	8	0	1	41	58
	≥ 5	0	0	1	0	0	1	4	0	1	1	1	4	4	0	17	
SMN	< 5	0	0	4	0	0	1	1	5	0	0	2	0	0	0	13	36
	≥ 5	0	2	7	1	0	2	0	5	0	0	5	0	1	0	23	
SARI	< 5	0	7	2	5	0	0	0	14	0	0	12	1	0	0	41	130
	≥ 5	0	11	4	27	0	3	0	35	0	0	6	3	0	0	89	
Other	< 5	232	14	32	11	78	43	87	35	55	10	52	77	49	11	786	2,308
	≥ 5	328	34	20	31	100	44	282	151	116	38	104	115	140	19	1522	
<b>Total Sum of &lt; 5</b>		642	291	234	322	379	984	1034	290	374	337	1014	710	695	226	7532	17,213
<b>Total Sum of ≥ 5</b>		683	189	67	439	624	1180	1565	381	498	420	1473	649	904	609	9681	
<b>Total</b>		<b>1325</b>	<b>480</b>	<b>301</b>	<b>761</b>	<b>1003</b>	<b>2164</b>	<b>2599</b>	<b>671</b>	<b>872</b>	<b>757</b>	<b>2487</b>	<b>1359</b>	<b>1599</b>	<b>835</b>	<b>17213</b>	