

# Influenza situation in the Eastern Mediterranean Region

W33/2018 (from 12/08/2018 to 18/08/2018)

Source of data: EMFLU Network and FLUMART

Figure 1. Number of positive influenza cases and influenza positivity rate per week, 2017-2018

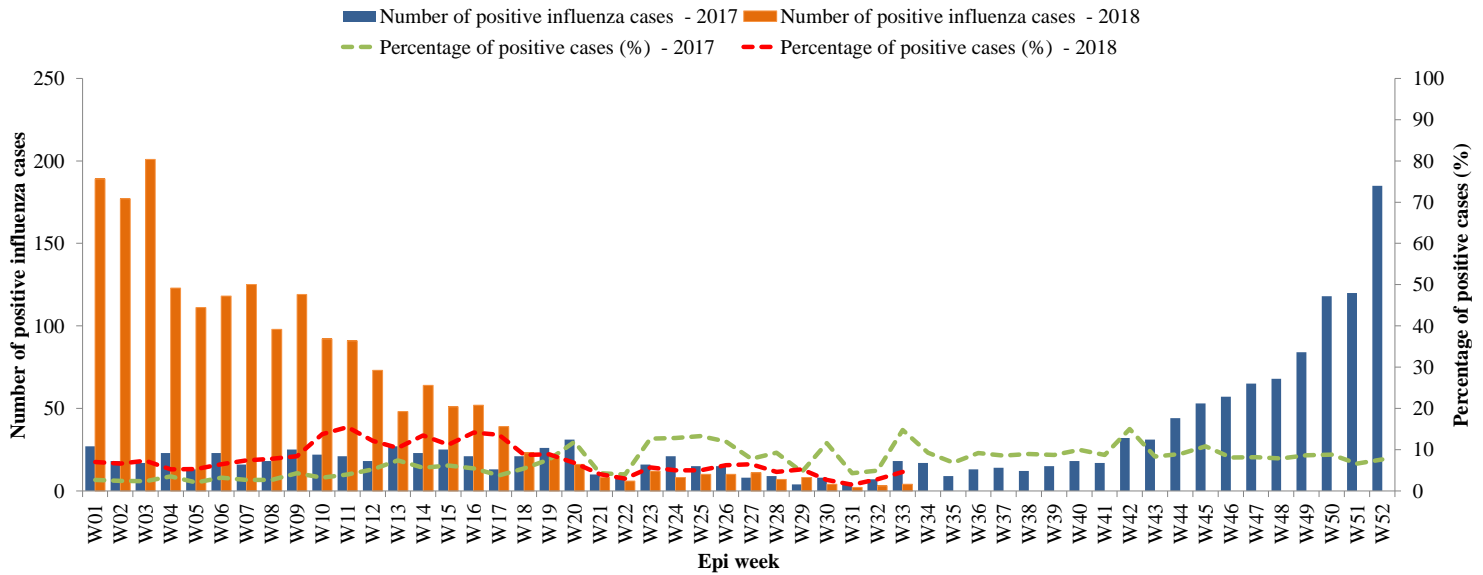


Figure 2. Percentage of circulating virus type by positive influenza cases

W40/2017 - W33/2018

Last 4 weeks

Flu A (H1N1)pdm09   Flu A (H3N2)   Flu A (Not-subtyped)   Flu B   Flu A (H1N1)pdm09   Flu A (H3N2)   Flu A (Not-subtyped)   Flu B

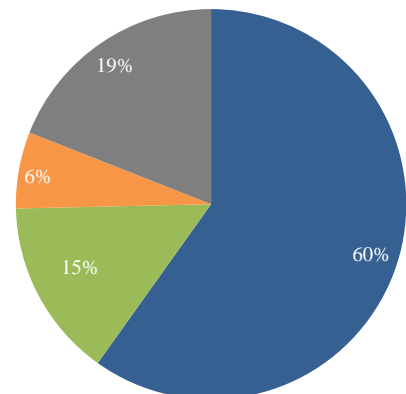
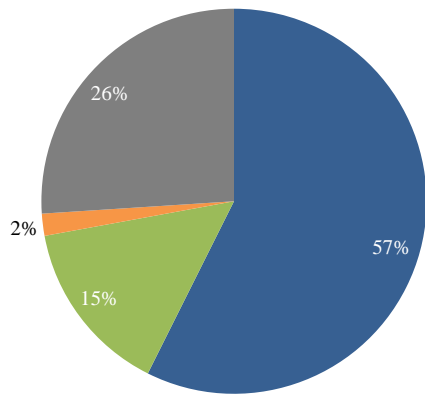
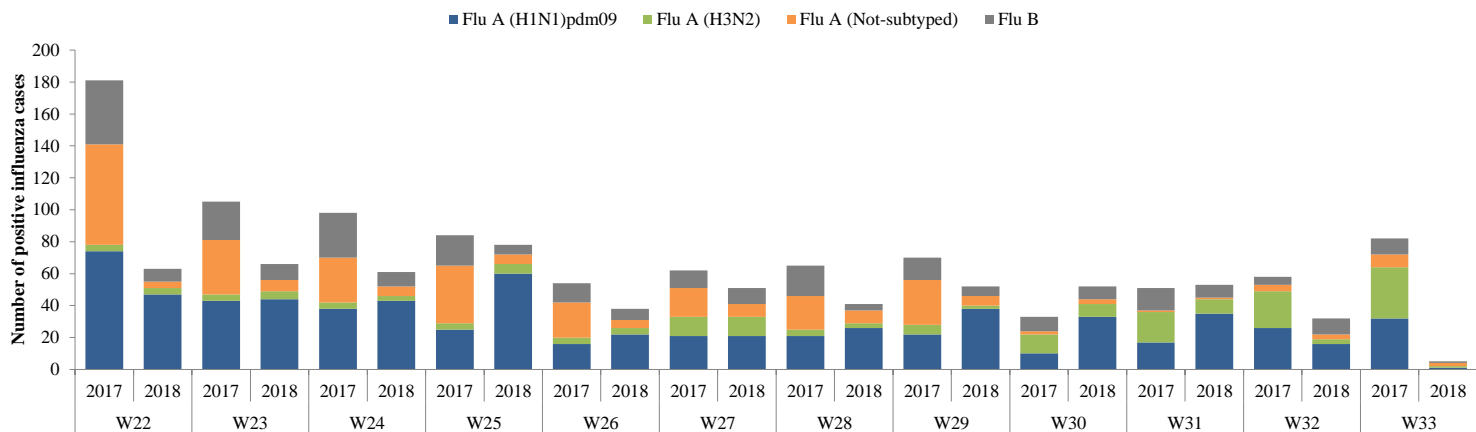


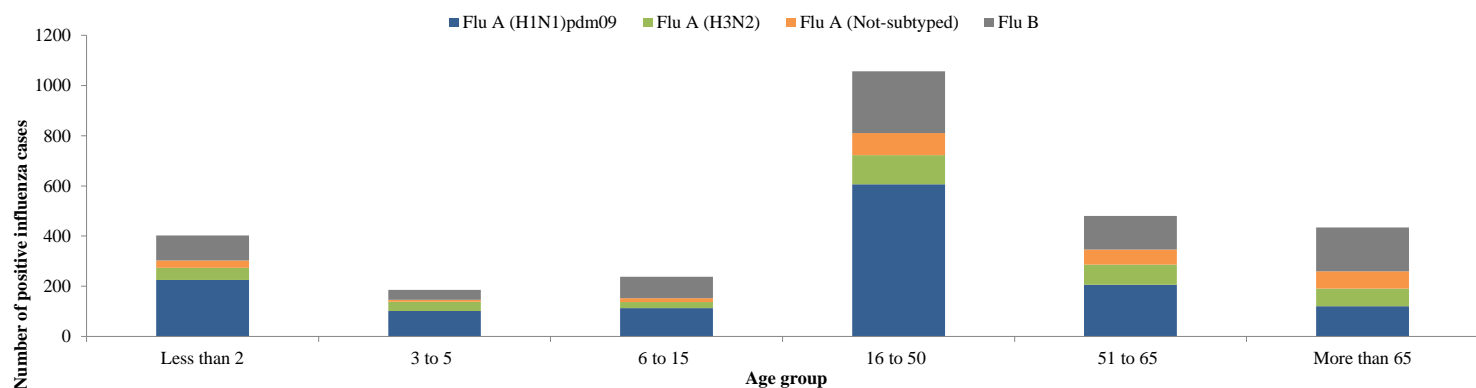
Table 1. Type and Number of influenza viruses detected from W40/2017 to W33/2018 and during last four weeks

Virus type	W40/2017-W33/2018	Last 4 weeks
	Number (%)	Number (%)
Flu A (H1N1)pdm09	13700 (57)	85 (60)
Flu A (H3N2)	3518 (15)	21 (15)
Flu A (Not-subtyped)	443 (2)	9 (6)
Flu B	6214 (26)	27 (19)
<b>Total</b>	<b>23875</b>	<b>142</b>

**Figure 3. Comparison of respiratory pathogens detected from tested specimens by last 12 weeks**  
W33/2018



**Figure 4. Age group distribution of influenza cases by virus type in the EMR from W40/2017 to W33/2018**



**Table 2. Reported cases by country**  
W01-W33/2018

Country	Number of enrolled cases	Tested cases Number (%)	Influenza positive cases Number (%)	Positive cases			
				Flu A			Flu B
				Flu A (H1N1)pdm09	Flu A (H3N2)	Flu A (Not-subtyped)	Number (%)
Afghanistan	1938	1921 (99)	140 (7)	42 (30)	52 (37)	(-)	46 (33)
Bahrain	443	431 (97)	116 (27)	51 (44)	(-)	13 (11)	52 (45)
Egypt	7630	7630 (100)	1530 (20)	765 (50)	227 (15)	2 (0)	536 (35)
Iran (Islamic Republic of)	6376	6376 (100)	636 (10)	217 (34)	159 (25)	(-)	260 (41)
Iraq	1200	1200 (100)	277 (23)	202 (73)	8 (3)	(-)	67 (24)
Jordan	1334	1334 (100)	249 (19)	167 (67)	3 (1)	2 (1)	77 (31)
Kuwait	5518	5518 (100)	1087 (20)	309 (28)	108 (10)	4 (0)	666 (61)
Lebanon	581	581 (100)	120 (21)	37 (31)	35 (29)	3 (3)	45 (38)
Morocco	1033	1033 (100)	272 (26)	48 (18)	102 (38)	(-)	122 (45)
occupied Palestinian territory	1222	1222 (100)	270 (22)	241 (89)	6 (2)	(-)	23 (9)
Pakistan	2821	2821 (100)	799 (28)	511 (64)	231 (29)	(-)	57 (7)
Qatar	22444	22444 (100)	4041 (18)	1771 (44)	623 (15)	134 (3)	1513 (37)
Saudi Arabia	4832	4600 (95)	535 (12)	85 (16)	(-)	173 (32)	277 (52)
Syrian Arab Republic	87	87 (100)	22 (25)	10 (45)	(-)	3 (14)	9 (41)
Oman	2525	2380 (94)	335 (14)	100 (30)	44 (13)	(-)	191 (57)
Sudan	62	(-)	(-)	(-)	(-)	(-)	(-)
Tunisia	1213	1213 (100)	313 (26)	213 (68)	81 (26)	(-)	19 (6)
Yemen	368	(-)	(-)	(-)	(-)	(-)	(-)
<b>Total</b>	<b>61627</b>	<b>60791 (99)</b>	<b>10742 (18)</b>	<b>4769 (44)</b>	<b>1679 (16)</b>	<b>334 (3)</b>	<b>3960 (37)</b>

Published by the Infectious Hazard Management (IHM) unit, World Health Organization (WHO) Eastern Mediterranean Regional Office (EMRO), Cairo, Egypt.  
For Correspondence: Tel. + 20-2-22765492, Fax + 20-2-2765456. E-mail: [emrgohspoutbreak@who.int](mailto:emrgohspoutbreak@who.int)  
Influenza monthly situation updates are available at: <http://www.emro.who.int/health-topics/influenza/regional-situation-update.html>