

Influenza situation in the Eastern Mediterranean Region

W16/2018 (from 15/04/2018 to 21/04/2018)

Source of data: EMFLU Network and FLUMART

Figure 1. Number of positive influenza cases and influenza positivity rate per week, 2017-2018

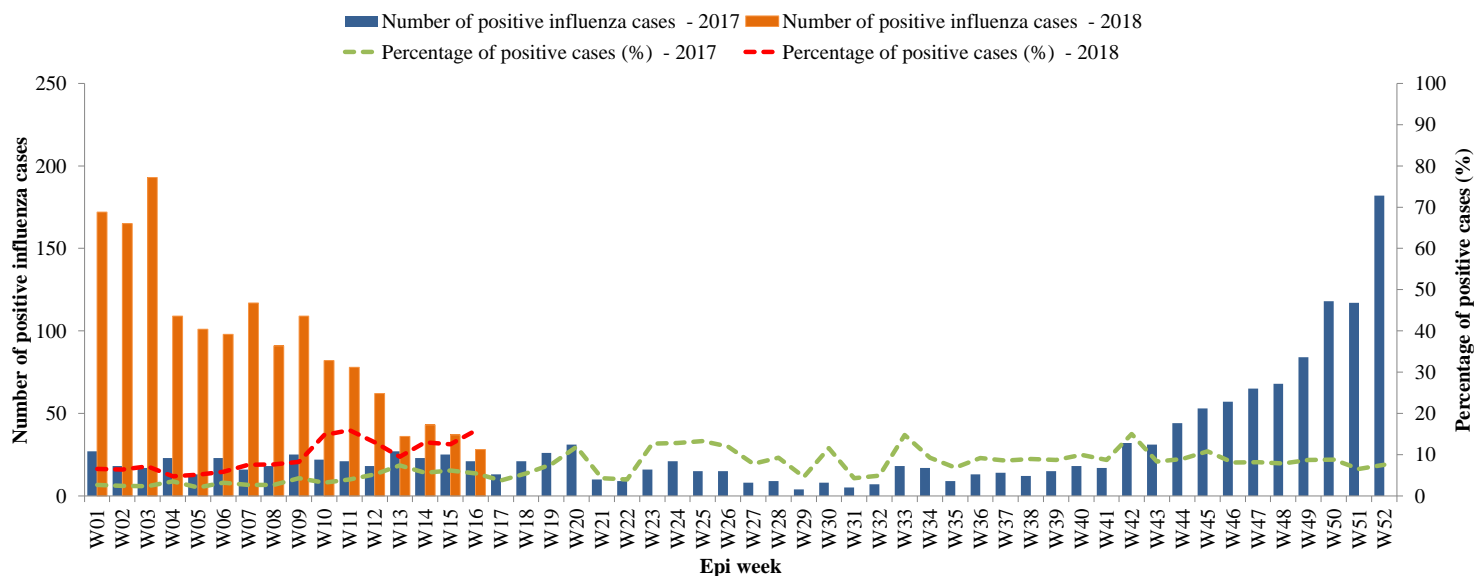


Figure 2. Percentage of circulating virus type by positive influenza cases

W40/2017 - W16/2018

Last 4 weeks

Flu A (H1N1)pdm09 Flu A (H3N2) Flu A (Not-subtyped) Flu B Flu A (H1N1)pdm09 Flu A (H3N2) Flu A (Not-subtyped) Flu B

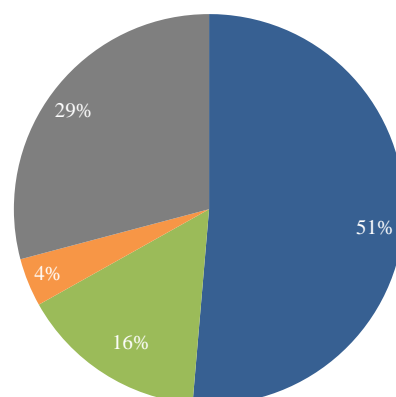
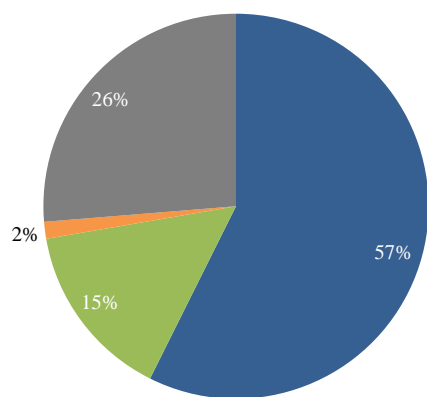


Table 1. Type and Number of influenza viruses detected from W40/2017 to W16/2018 and during last four weeks

Virus type	W40/2017-W16/2018	Last 4 weeks
	Number (%)	Number (%)
Flu A (H1N1)pdm09	12799 (57)	513 (51)
Flu A (H3N2)	3332 (15)	155 (16)
Flu A (Not-subtyped)	316 (1)	40 (4)
Flu B	5867 (26)	291 (29)
Total	22314	999

Figure 3. Comparison of respiratory pathogens detected from tested specimens by last 12 weeks W16/2018

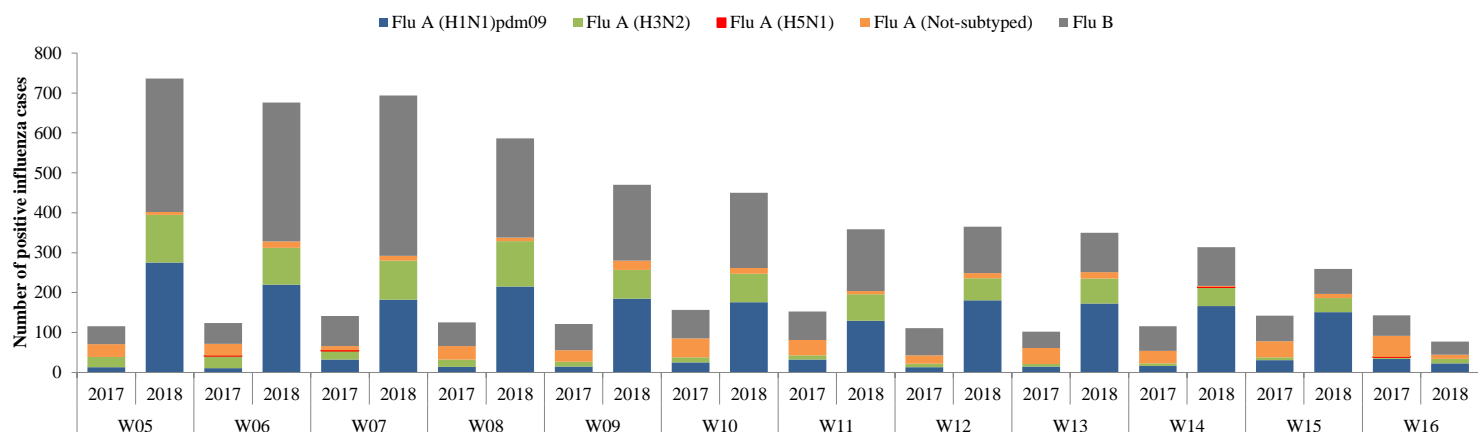


Figure 4. Age group distribution of influenza cases by virus type in the EMR from W40/2017 to W16/2018

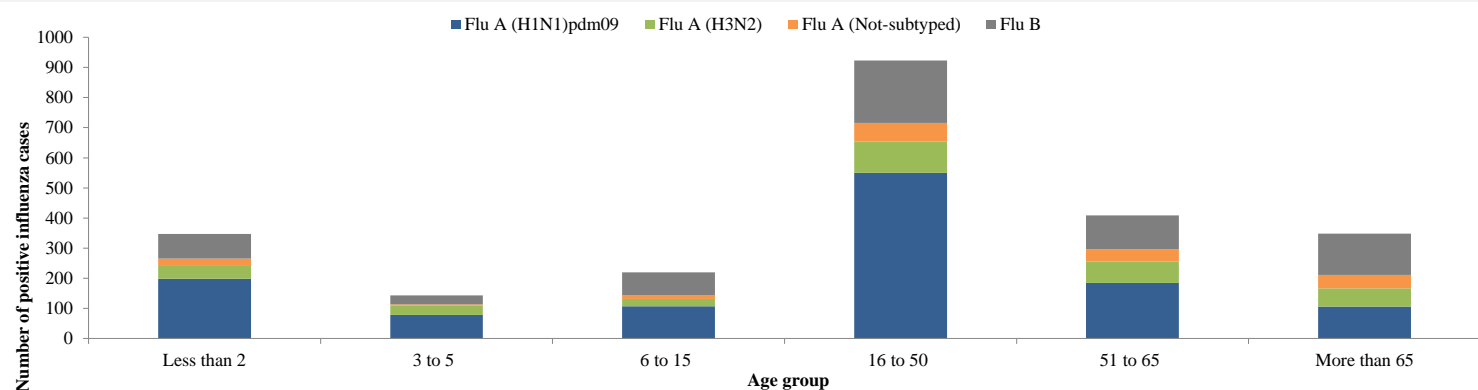


Table 2. Reported cases by country W01-W16/2018

Country	Number of enrolled cases	Tested cases Number (%)	Influenza positive cases Number (%)	Positive cases			
				Flu A			Flu B
				Flu A (H1N1)pdm09	Flu A (H3N2)	Flu A (Not-subtyped)	Number (%)
Afghanistan	1289	1269 (98)	137 (11)	42 (31)	52 (38)	(-)	43 (31)
Bahrain	333	326 (98)	103 (32)	46 (45)	(-)	9 (9)	48 (47)
Egypt	5290	5290 (100)	1418 (27)	736 (52)	176 (12)	2 (0)	504 (36)
Iran (Islamic Republic of)	5628	5628 (100)	628 (11)	213 (34)	155 (25)	(-)	260 (41)
Iraq	1122	1122 (100)	275 (25)	200 (73)	8 (3)	(-)	67 (24)
Jordan	1075	1075 (100)	243 (23)	166 (68)	3 (1)	2 (1)	72 (30)
Kuwait	4273	4219 (99)	966 (23)	264 (27)	92 (10)	(-)	610 (63)
Lebanon	487	487 (100)	114 (23)	34 (30)	34 (30)	3 (3)	43 (38)
Morocco	930	930 (100)	268 (29)	44 (16)	102 (38)	(-)	122 (46)
occupied Palestinian territory	1041	1041 (100)	248 (24)	219 (88)	5 (2)	(-)	24 (10)
Pakistan	2696	2696 (100)	796 (30)	511 (64)	230 (29)	(-)	55 (7)
Qatar	13915	13915 (100)	2918 (21)	1007 (35)	516 (18)	88 (3)	1307 (45)
Saudi Arabia	2807	2696 (96)	408 (15)	66 (16)	(-)	100 (25)	242 (59)
Syrian Arab Republic	78	76 (97)	22 (29)	10 (45)	(-)	3 (14)	9 (41)
Oman	2427	2332 (96)	327 (14)	99 (30)	39 (12)	(-)	189 (58)
Sudan	62	(-)	(-)	(-)	(-)	(-)	(-)
Tunisia	1144	1144 (100)	310 (27)	211 (68)	81 (26)	(-)	18 (6)
Yemen	280	(-)	(-)	(-)	(-)	(-)	(-)
Total	44877	44246 (99)	9181 (21)	3868 (42)	1493 (16)	207 (2)	3613 (39)

Published by the Infectious Hazard Management (IHM) unit, World Health Organization (WHO) Eastern Mediterranean Regional Office (EMRO), Cairo, Egypt.
 For Correspondence: Tel. + 20-2-22765492, Fax + 20-2-2765456. E-mail: emrgohspoutbreak@who.int
 Influenza monthly situation updates are available at: <http://www.emro.who.int/health-topics/influenza/regional-situation-update.html>