

Influenza situation in the Eastern Mediterranean Region

W43/2018 (from 21/10/2018 to 27/10/2018)

Source of data: EMFLU Network and FLUMART

Figure 1. Number of positive influenza cases and influenza positivity rate per week, 2017-2018

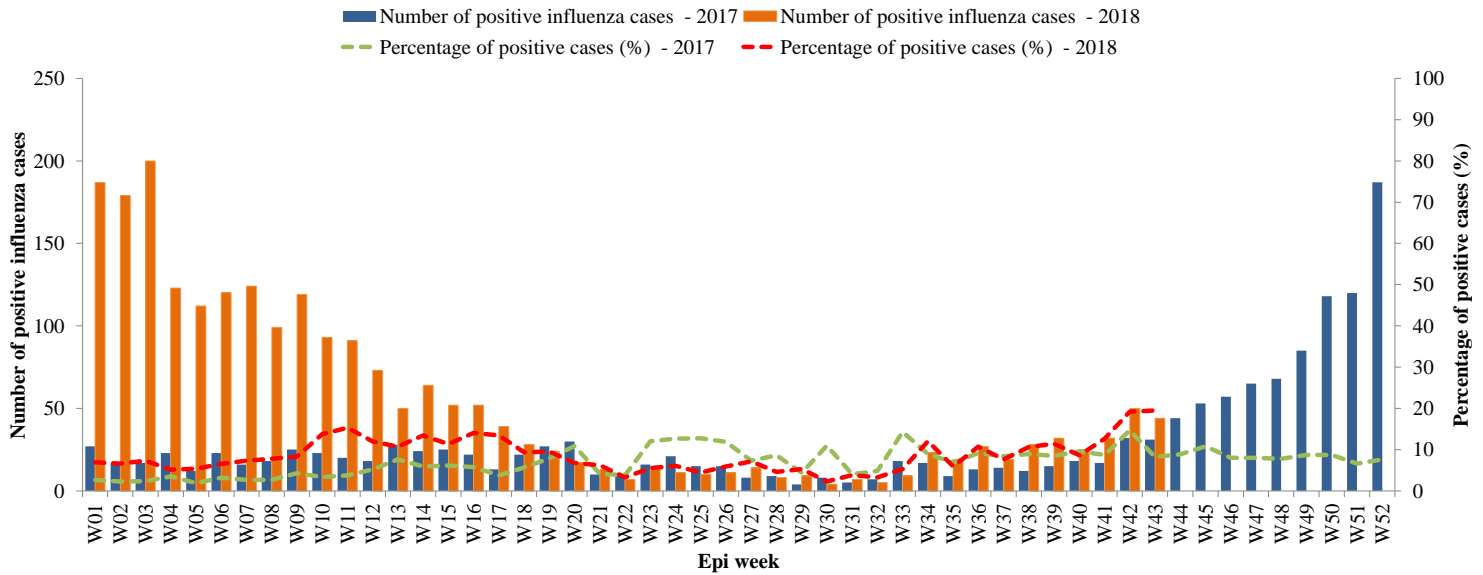


Figure 2. Percentage of circulating virus type by positive influenza cases

W40/2017 - W43/2018

Last 4 weeks

Flu A (H1N1)pdm09 Flu A (H3N2) Flu A (Not-subtyped) Flu B Flu A (H1N1)pdm09 Flu A (H3N2) Flu A (Not-subtyped) Flu B

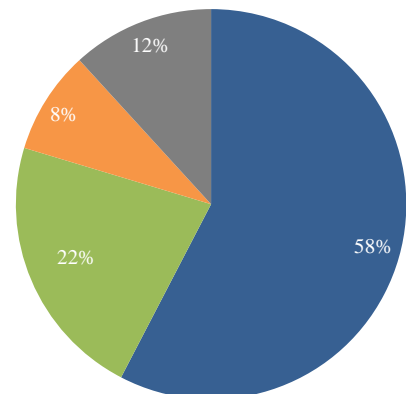
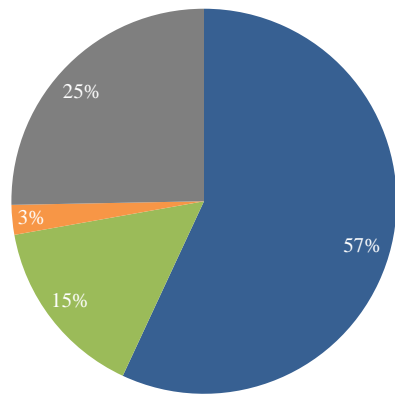


Table 1. Type and Number of influenza viruses detected from W40/2017 to W43/2018 and during last four weeks

Virus type	W40/2017-W43/2018	Last 4 weeks
	Number (%)	Number (%)
Flu A (H1N1)pdm09	14781 (57)	680 (58)
Flu A (H3N2)	3966 (15)	260 (22)
Flu A (Not-subtyped)	648 (2)	101 (9)
Flu B	6569 (25)	139 (12)
Total	25964	1180

Figure 3. Comparison of respiratory pathogens detected from tested specimens by last 12 weeks W43/2018

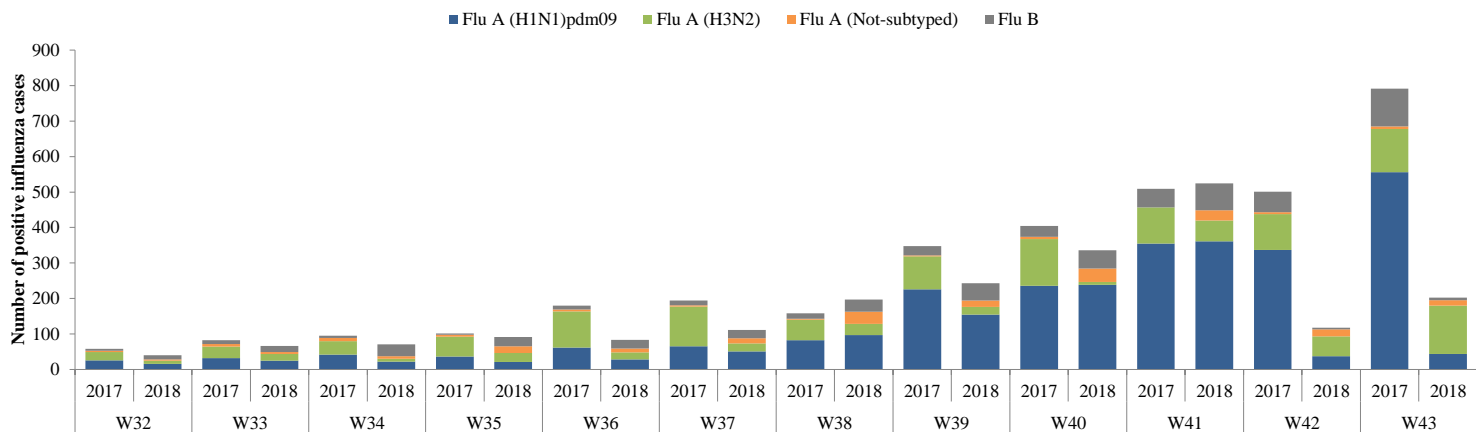


Figure 4. Age group distribution of influenza cases by virus type in the EMR from W40/2017 to W43/2018

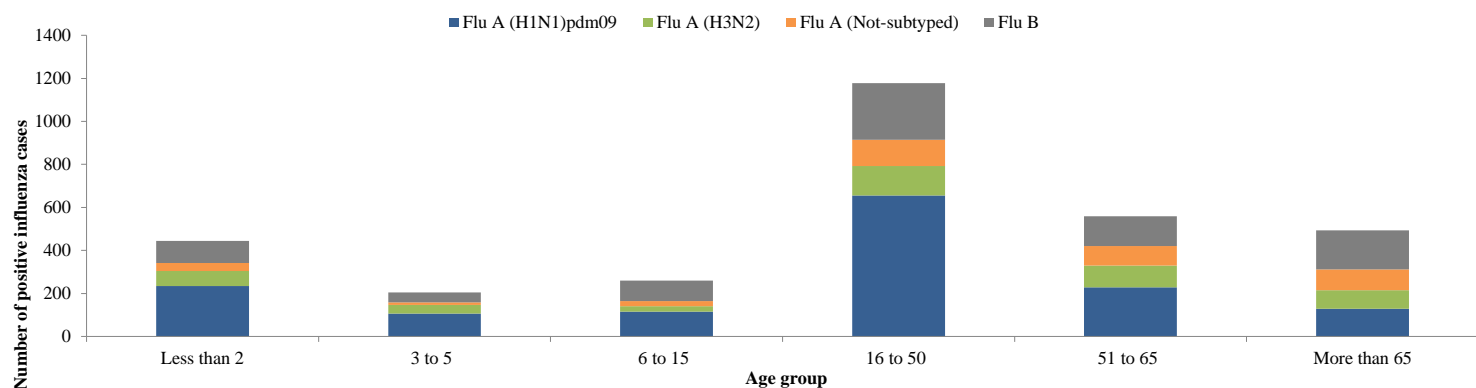


Table 2. Reported cases by country W01-W43/2018

Country	Number of enrolled cases	Tested cases Number (%)	Influenza positive cases Number (%)	Positive cases			
				Flu A			Flu B
				Flu A (H1N1)pdm09	Flu A (H3N2)	Flu A (Not-subtyped)	Number (%)
Afghanistan	2503	2465 (98)	140 (6)	42 (30)	52 (37)	(-)	46 (33)
Bahrain	522	508 (97)	132 (26)	57 (43)	14 (11)	7 (5)	54 (41)
Egypt	9309	9309 (100)	1617 (17)	770 (48)	298 (18)	2 (0)	547 (34)
Iran (Islamic Republic of)	7114	7114 (100)	655 (9)	227 (35)	168 (26)	(-)	260 (40)
Iraq	1254	1254 (100)	279 (22)	202 (72)	8 (3)	(-)	69 (25)
Jordan	1667	1653 (99)	250 (15)	167 (67)	4 (2)	2 (1)	77 (31)
Kuwait	6480	6310 (97)	1348 (21)	358 (27)	314 (23)	4 (0)	672 (50)
Lebanon	644	641 (100)	124 (19)	37 (30)	39 (31)	3 (2)	45 (36)
Morocco	1134	1134 (100)	272 (24)	48 (18)	102 (38)	(-)	122 (45)
occupied Palestinian territory	1224	1224 (100)	266 (22)	237 (89)	6 (2)	(-)	23 (9)
Pakistan	2828	2828 (100)	799 (28)	511 (64)	231 (29)	(-)	57 (7)
Qatar	28810	28810 (100)	5487 (19)	2725 (50)	711 (13)	238 (4)	1813 (33)
Saudi Arabia	6231	5680 (91)	721 (13)	138 (19)	(-)	278 (39)	305 (42)
Syrian Arab Republic	98	98 (100)	22 (22)	10 (45)	(-)	3 (14)	9 (41)
Oman	3087	2770 (90)	395 (14)	108 (27)	95 (24)	(-)	192 (49)
Sudan	206	145 (70)	8 (6)	(-)	2 (25)	2 (25)	4 (50)
Tunisia	1213	1213 (100)	313 (26)	213 (68)	81 (26)	(-)	19 (6)
Yemen	387	(-)	(-)	(-)	(-)	(-)	(-)
Total	74711	73156 (98)	12828 (18)	5850 (46)	2125 (17)	539 (4)	4314 (34)

Published by the Infectious Hazard Management (IHM) unit, World Health Organization (WHO) Eastern Mediterranean Regional Office (EMRO), Cairo, Egypt.
 For Correspondence: Tel. + 20-2-22765492, Fax + 20-2-2765456. E-mail: emrgohspoutbreak@who.int
 Influenza monthly situation updates are available at: <http://www.emro.who.int/health-topics/influenza/regional-situation-update.html>