

Influenza situation in the Eastern Mediterranean Region

W40/2018 (from 30/09/2018 to 06/10/2018)

Source of data: EMFLU Network and FLUMART

Figure 1. Number of positive influenza cases and influenza positivity rate per week, 2017-2018

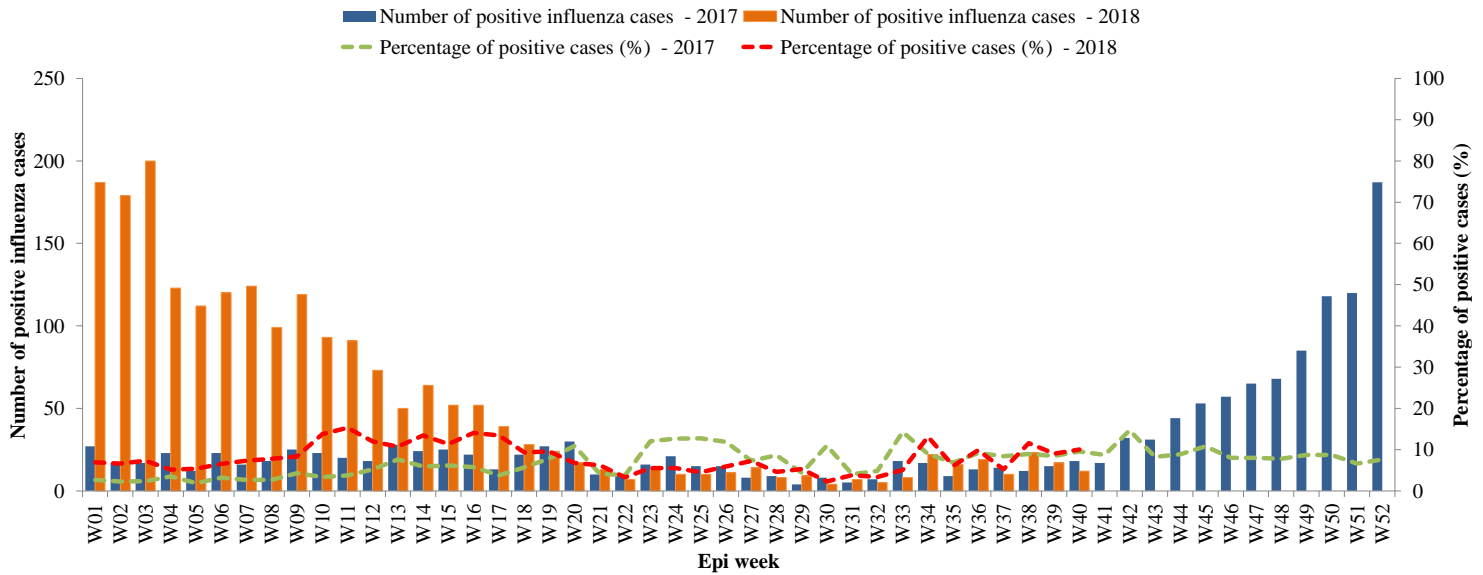


Figure 2. Percentage of circulating virus type by positive influenza cases

W40/2017 - W40/2018

Last 4 weeks

Flu A (H1N1)pdm09 Flu A (H3N2) Flu A (Not-subtyped) Flu B Flu A (H1N1)pdm09 Flu A (H3N2) Flu A (Not-subtyped) Flu B

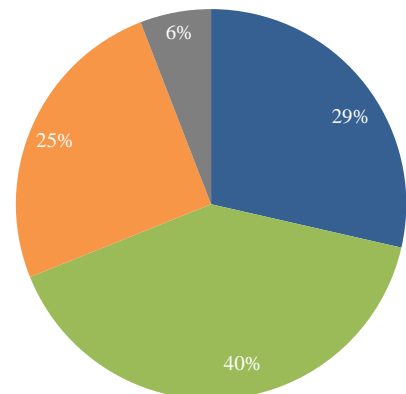
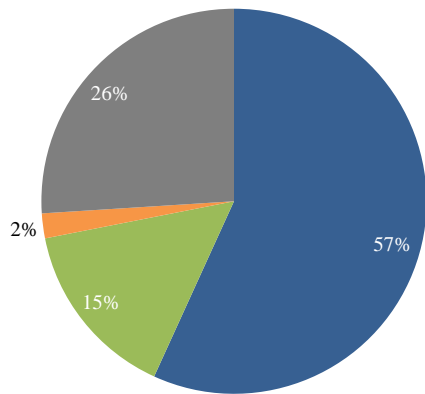


Table 1. Type and Number of influenza viruses detected from W40/2017 to W40/2018 and during last four weeks

Virus type	W40/2017-W40/2018	Last 4 weeks
	Number (%)	Number (%)
Flu A (H1N1)pdm09	13830 (57)	34 (29)
Flu A (H3N2)	3677 (15)	48 (40)
Flu A (Not-subtyped)	508 (2)	30 (25)
Flu B	6332 (26)	7 (6)
Total	24347	119

Figure 3. Comparison of respiratory pathogens detected from tested specimens by last 12 weeks
W40/2018

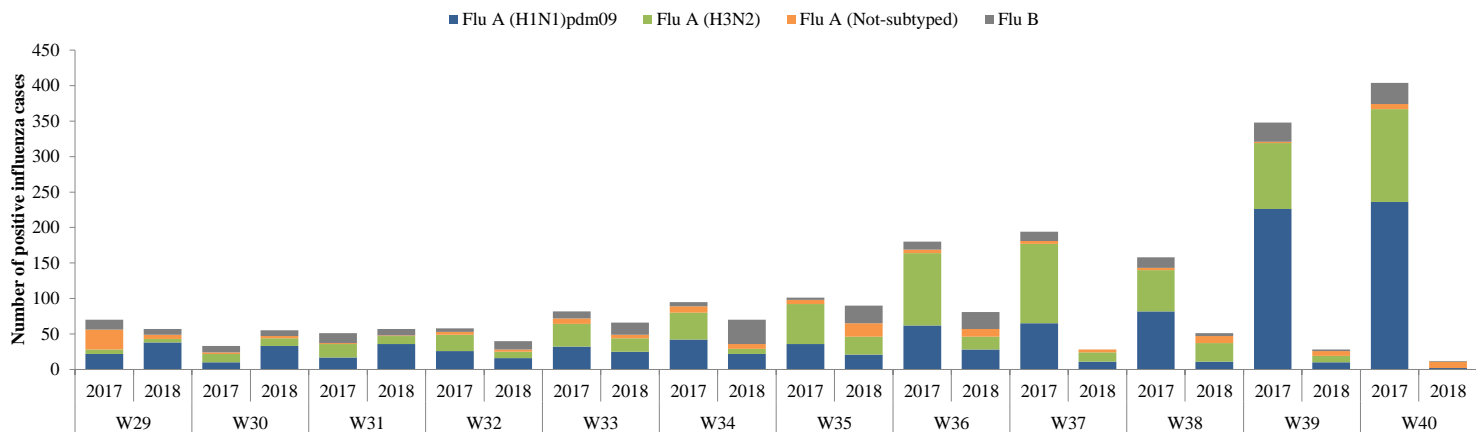


Figure 4. Age group distribution of influenza cases by virus type in the EMR from W40/2017 to W40/2018

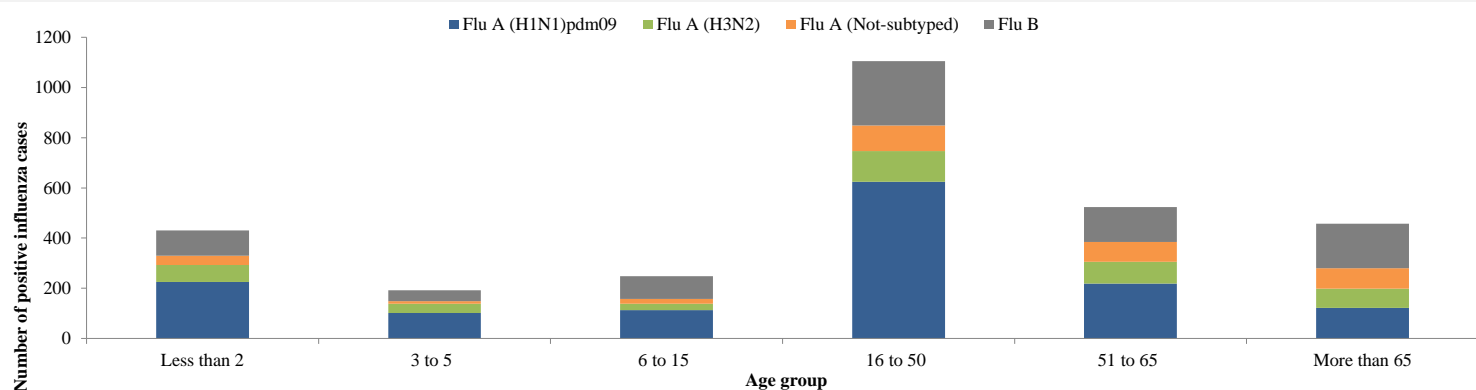


Table 2. Reported cases by country

W01-W40/2018

Country	Number of enrolled cases	Tested cases Number (%)	Influenza positive cases Number (%)	Positive cases			
				Flu A			Flu B
				Flu A (H1N1)pdm09	Flu A (H3N2)	Flu A (Not-subtyped)	Number (%)
Afghanistan	2253	2229 (99)	140 (6)	42 (30)	52 (37)	(-)	46 (33)
Bahrain	503	489 (97)	126 (26)	56 (44)	12 (10)	4 (3)	54 (43)
Egypt	9285	9285 (100)	1615 (17)	770 (48)	298 (18)	2 (0)	545 (34)
Iran (Islamic Republic of)	6725	6725 (100)	651 (10)	223 (34)	168 (26)	(-)	260 (40)
Iraq	1237	1237 (100)	279 (23)	202 (72)	8 (3)	(-)	69 (25)
Jordan	1666	1652 (99)	250 (15)	167 (67)	4 (2)	2 (1)	77 (31)
Kuwait	5518	5518 (100)	1087 (20)	309 (28)	108 (10)	4 (0)	666 (61)
Lebanon	612	609 (100)	122 (20)	37 (30)	37 (30)	3 (2)	45 (37)
Morocco	1085	1085 (100)	272 (25)	48 (18)	102 (38)	(-)	122 (45)
occupied Palestinian territory	1224	1224 (100)	266 (22)	237 (89)	6 (2)	(-)	23 (9)
Pakistan	2828	2828 (100)	799 (28)	511 (64)	231 (29)	(-)	57 (7)
Qatar	24233	24233 (100)	4266 (18)	1870 (44)	653 (15)	145 (3)	1598 (37)
Saudi Arabia	5755	5509 (96)	628 (11)	103 (16)	(-)	234 (37)	291 (46)
Syrian Arab Republic	90	90 (100)	22 (24)	10 (45)	(-)	3 (14)	9 (41)
Oman	2821	2551 (90)	367 (14)	101 (28)	74 (20)	(-)	192 (52)
Sudan	206	145 (70)	8 (6)	(-)	2 (25)	2 (25)	4 (50)
Tunisia	1213	1213 (100)	313 (26)	213 (68)	81 (26)	(-)	19 (6)
Yemen	387	(-)	(-)	(-)	(-)	(-)	(-)
Total	67641	66622 (98)	11211 (17)	4899 (44)	1836 (16)	399 (4)	4077 (36)

Published by the Infectious Hazard Management (IHM) unit, World Health Organization (WHO) Eastern Mediterranean Regional Office (EMRO), Cairo, Egypt.
For Correspondence: Tel. + 20-2-22765492, Fax + 20-2-2765456. E-mail: emrgohspoutbreak@who.int
Influenza monthly situation updates are available at: <http://www.emro.who.int/health-topics/influenza/regional-situation-update.html>