

Influenza situation in the Eastern Mediterranean Region

W31/2018 (from 29/07/2018 to 04/08/2018)

Source of data: EMFLU Network and FLUMART

Figure 1. Number of positive influenza cases and influenza positivity rate per week, 2017-2018

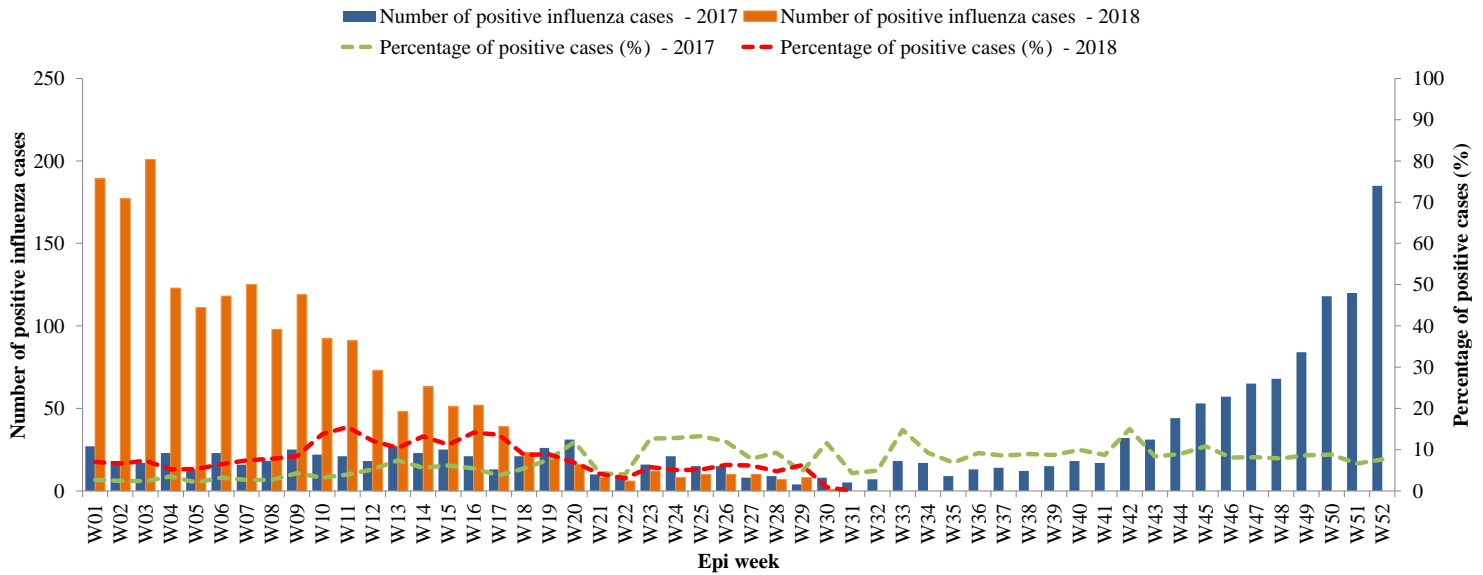


Figure 2. Percentage of circulating virus type by positive influenza cases

W40/2017 - W31/2018

Last 4 weeks

Flu A (H1N1)pdm09 Flu A (H3N2) Flu A (Not-subtyped) Flu B

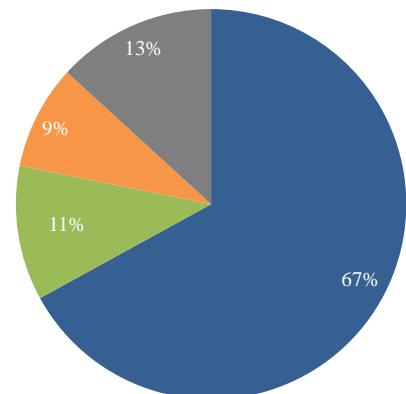
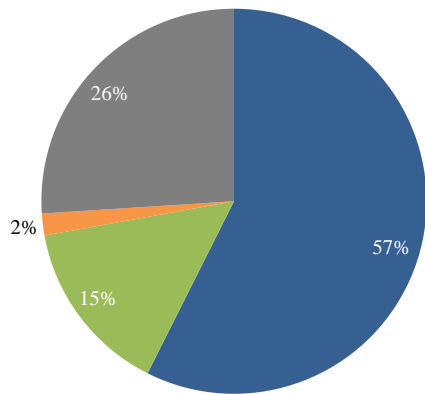


Table 1. Type and Number of influenza viruses detected from W40/2017 to W31/2018 and during last four weeks

Virus type	W40/2017-W31/2018	Last 4 weeks
	Number (%)	Number (%)
Flu A (H1N1)pdm09	13683 (57)	132 (67)
Flu A (H3N2)	3514 (15)	22 (11)
Flu A (Not-subtyped)	437 (2)	17 (9)
Flu B	6202 (26)	26 (13)
Total	23836	197

Figure 3. Comparison of respiratory pathogens detected from tested specimens by last 12 weeks
W31/2018

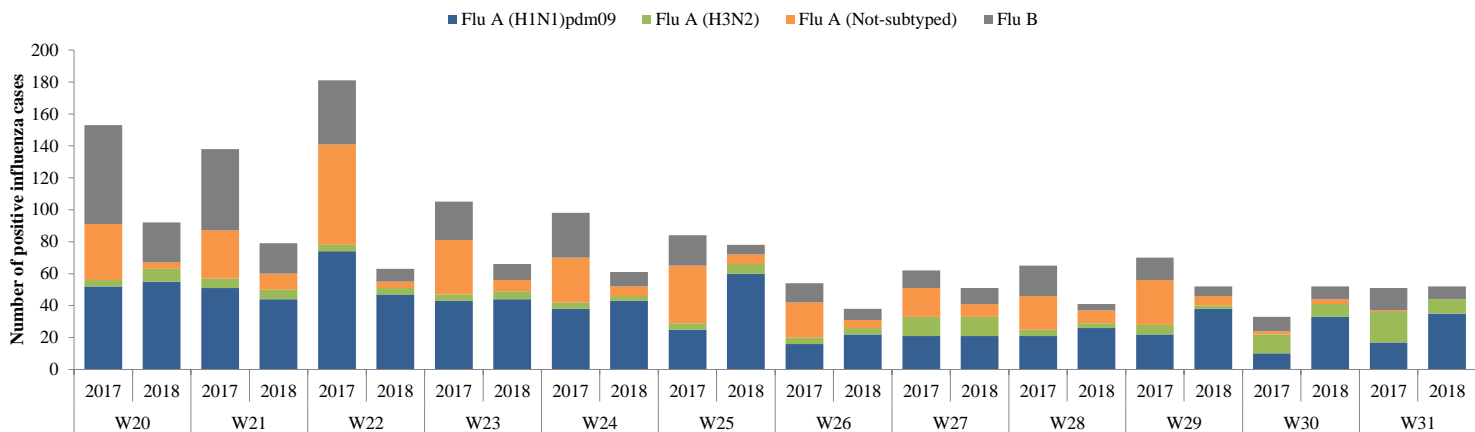


Figure 4. Age group distribution of influenza cases by virus type in the EMR from W40/2017 to W31/2018

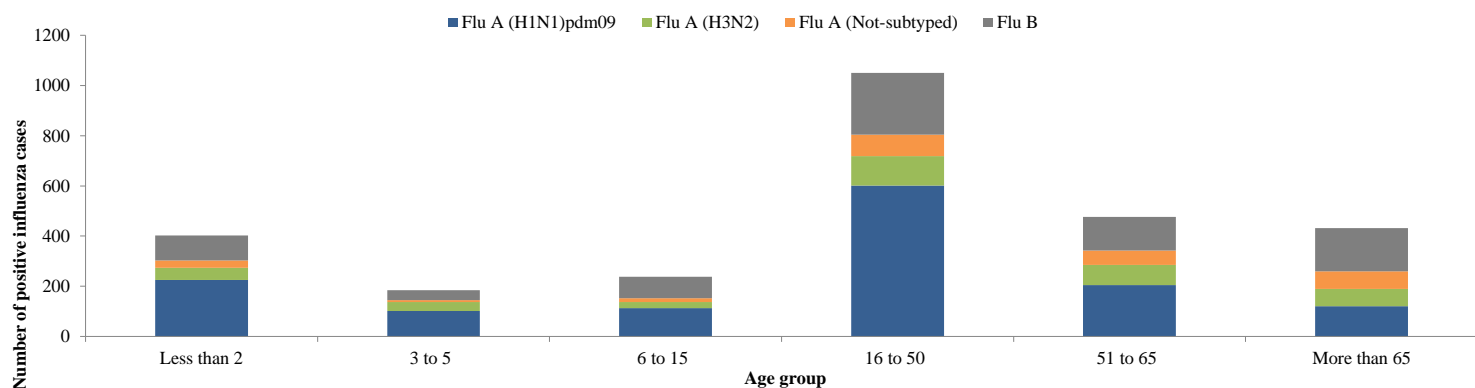


Table 2. Reported cases by country
W01-W31/2018

Country	Number of enrolled cases	Tested cases Number (%)	Influenza positive cases Number (%)	Positive cases			
				Flu A			Flu B
				Flu A (H1N1)pdm09	Flu A (H3N2)	Flu A (Not-subtyped)	Number (%)
Afghanistan	1840	1806 (98)	140 (8)	42 (30)	52 (37)	(-)	46 (33)
Bahrain	441	429 (97)	116 (27)	51 (44)	(-)	13 (11)	52 (45)
Egypt	7628	7628 (100)	1530 (20)	765 (50)	227 (15)	2 (0)	536 (35)
Iran (Islamic Republic of)	6326	6326 (100)	636 (10)	217 (34)	159 (25)	(-)	260 (41)
Iraq	1200	1200 (100)	277 (23)	202 (73)	8 (3)	(-)	67 (24)
Jordan	1334	1334 (100)	249 (19)	167 (67)	3 (1)	2 (1)	77 (31)
Kuwait	5518	5518 (100)	1087 (20)	309 (28)	108 (10)	4 (0)	666 (61)
Lebanon	573	573 (100)	119 (21)	37 (31)	34 (29)	3 (3)	45 (38)
Morocco	1033	1033 (100)	272 (26)	48 (18)	102 (38)	(-)	122 (45)
occupied Palestinian territory	1222	1222 (100)	270 (22)	241 (89)	6 (2)	(-)	23 (9)
Pakistan	2748	2748 (100)	799 (29)	511 (64)	231 (29)	(-)	57 (7)
Qatar	22115	22115 (100)	4009 (18)	1755 (44)	620 (15)	131 (3)	1503 (37)
Saudi Arabia	4628	4399 (95)	529 (12)	84 (16)	(-)	170 (32)	275 (52)
Syrian Arab Republic	83	83 (100)	22 (27)	10 (45)	(-)	3 (14)	9 (41)
Oman	2525	2380 (94)	335 (14)	100 (30)	44 (13)	(-)	191 (57)
Sudan	62	(-)	(-)	(-)	(-)	(-)	(-)
Tunisia	1213	1213 (100)	313 (26)	213 (68)	81 (26)	(-)	19 (6)
Yemen	368	(-)	(-)	(-)	(-)	(-)	(-)
Total	60857	60007 (99)	10703 (18)	4752 (44)	1675 (16)	328 (3)	3948 (37)

Published by the Infectious Hazard Management (IHM) unit, World Health Organization (WHO) Eastern Mediterranean Regional Office (EMRO), Cairo, Egypt.
For Correspondence: Tel. + 20-2-22765492, Fax + 20-2-2765456. E-mail: emrgohspoutbreak@who.int
Influenza monthly situation updates are available at: <http://www.emro.who.int/health-topics/influenza/regional-situation-update.html>