

Influenza situation in the Eastern Mediterranean Region

W18/2018 (from 29/04/2018 to 05/05/2018)

Source of data: EMFLU Network and FLUMART

Figure 1. Number of positive influenza cases and influenza positivity rate per week, 2017-2018

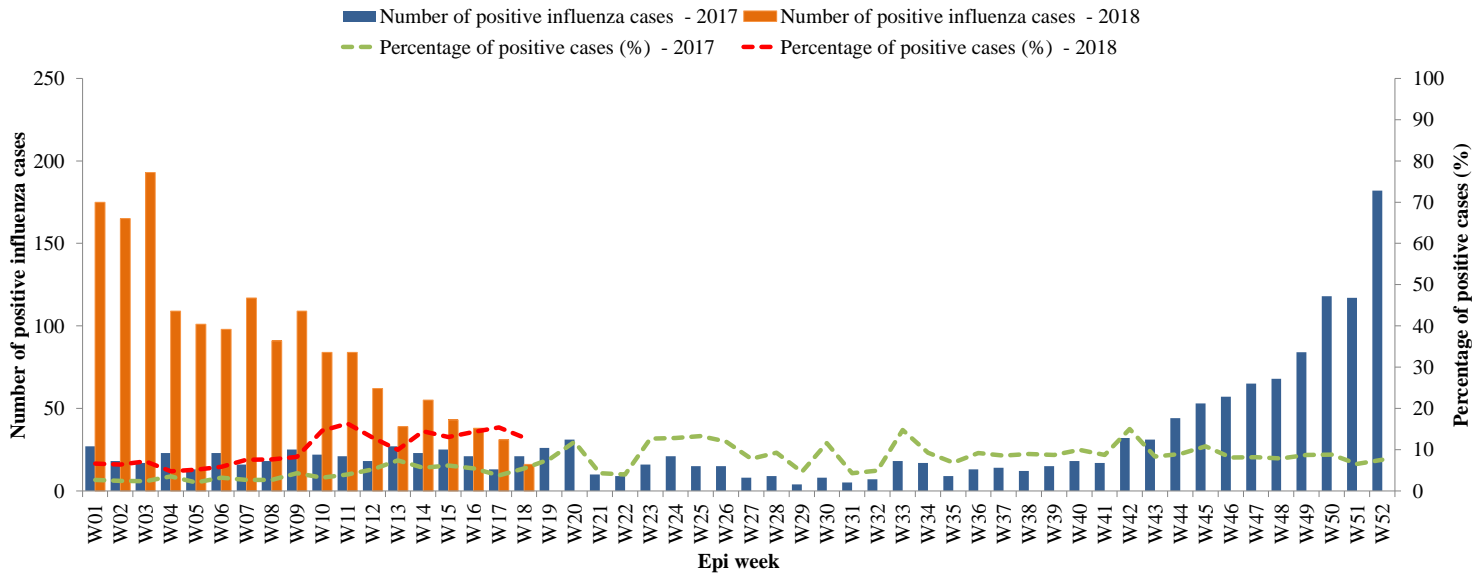


Figure 2. Percentage of circulating virus type by positive influenza cases

W40/2017 - W18/2018

Last 4 weeks

■ Flu A (H1N1)pdm09 ■ Flu A (H3N2) ■ Flu A (Not-subtyped) ■ Flu B

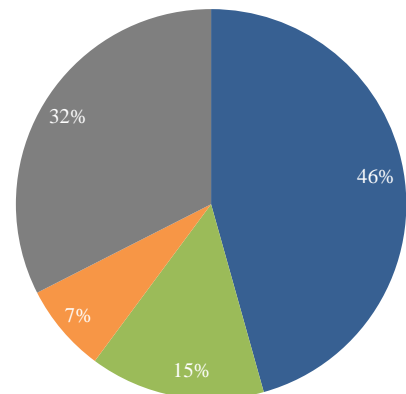
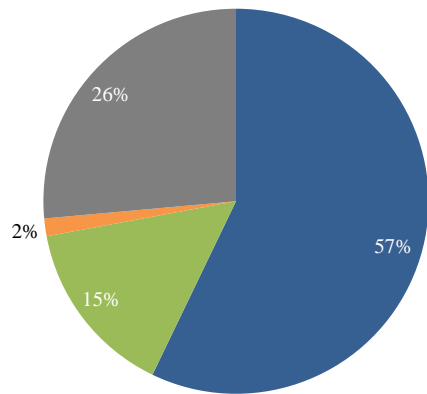


Table 1. Type and Number of influenza viruses detected from W40/2017 to W18/2018 and during last four weeks

Virus type	W40/2017-W18/2018	Last 4 weeks
	Number (%)	Number (%)
Flu A (H1N1)pdm09	12874 (57)	236 (46)
Flu A (H3N2)	3367 (15)	75 (15)
Flu A (Not-subtyped)	334 (1)	38 (7)
Flu B	5955 (26)	168 (32)
Total	22530	517

Figure 3. Comparison of respiratory pathogens detected from tested specimens by last 12 weeks W18/2018

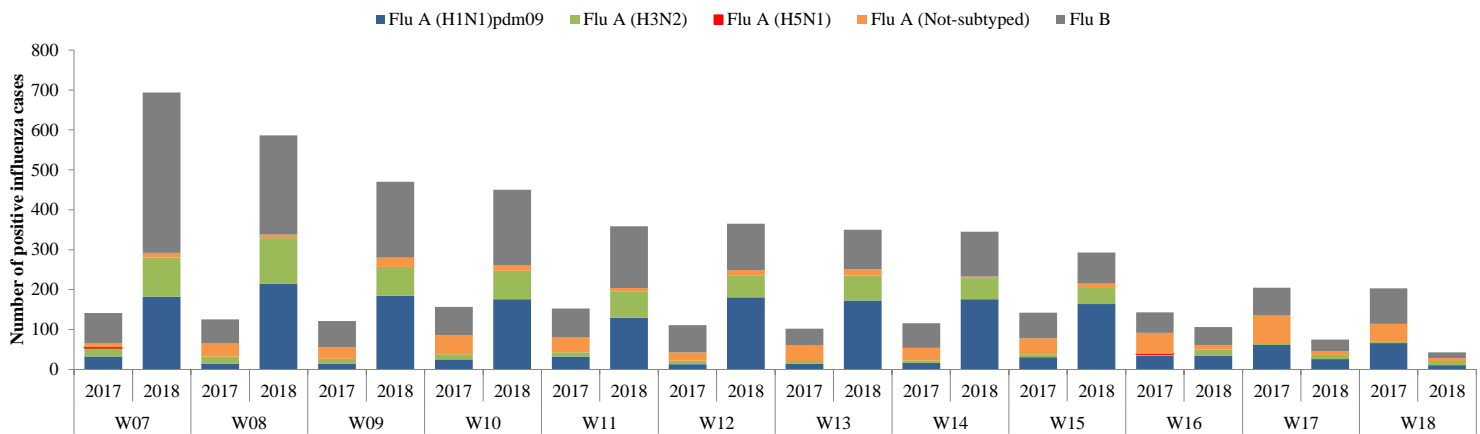


Figure 4. Age group distribution of influenza cases by virus type in the EMR from W40/2017 to W18/2018

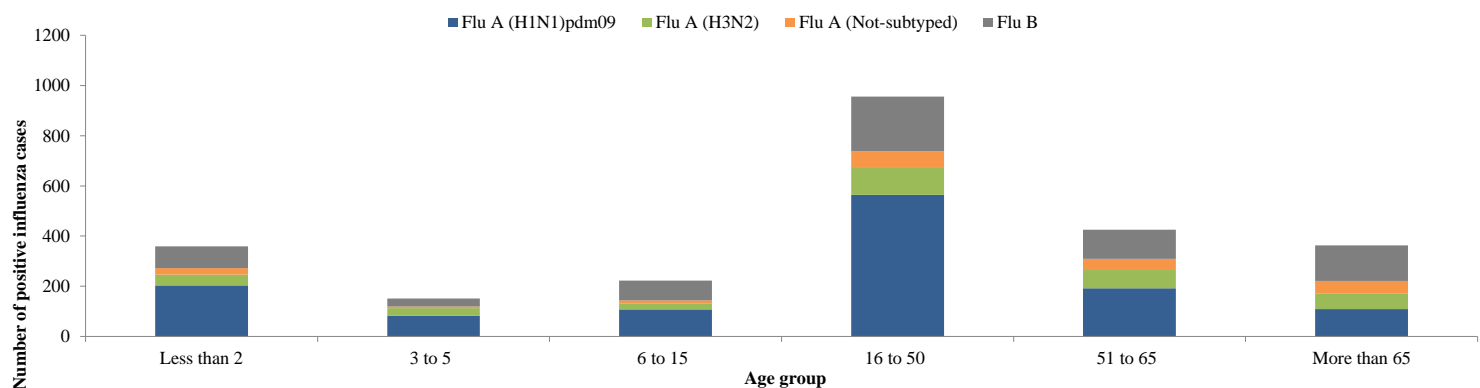


Table 2. Reported cases by country W01-W18/2018

Country	Number of enrolled cases	Tested cases Number (%)	Influenza positive cases Number (%)	Positive cases			
				Flu A			Flu B
				Flu A (H1N1)pdm09	Flu A (H3N2)	Flu A (Not-subtyped)	Number (%)
Afghanistan	1369	1336 (98)	139 (10)	42 (30)	52 (37)	(-)	45 (32)
Bahrain	351	344 (98)	107 (31)	46 (43)	(-)	11 (10)	50 (47)
Egypt	5790	5790 (100)	1465 (25)	754 (51)	190 (13)	2 (0)	519 (35)
Iran (Islamic Republic of)	5808	5808 (100)	632 (11)	213 (34)	159 (25)	(-)	260 (41)
Iraq	1139	1139 (100)	275 (24)	200 (73)	8 (3)	(-)	67 (24)
Jordan	1117	1117 (100)	245 (22)	167 (68)	3 (1)	2 (1)	73 (30)
Kuwait	5071	5071 (100)	1066 (21)	300 (28)	108 (10)	(-)	658 (62)
Lebanon	511	511 (100)	114 (22)	34 (30)	34 (30)	3 (3)	43 (38)
Morocco	930	930 (100)	268 (29)	44 (16)	102 (38)	(-)	122 (46)
occupied Palestinian territory	1111	1111 (100)	265 (24)	235 (89)	6 (2)	(-)	24 (9)
Pakistan	2696	2696 (100)	796 (30)	511 (64)	230 (29)	(-)	55 (7)
Qatar	13922	13922 (100)	2922 (21)	1008 (34)	516 (18)	88 (3)	1310 (45)
Saudi Arabia	3087	2956 (96)	444 (15)	69 (16)	(-)	116 (26)	259 (58)
Syrian Arab Republic	79	79 (100)	22 (28)	10 (45)	(-)	3 (14)	9 (41)
Oman	2427	2332 (96)	327 (14)	99 (30)	39 (12)	(-)	189 (58)
Sudan	62	(-)	(-)	(-)	(-)	(-)	(-)
Tunisia	1156	1156 (100)	310 (27)	211 (68)	81 (26)	(-)	18 (6)
Yemen	280	(-)	(-)	(-)	(-)	(-)	(-)
Total	46906	46298 (99)	9397 (20)	3943 (42)	1528 (16)	225 (2)	3701 (39)

Published by the Infectious Hazard Management (IHM) unit, World Health Organization (WHO) Eastern Mediterranean Regional Office (EMRO), Cairo, Egypt.
 For Correspondence: Tel. + 20-2-22765492, Fax + 20-2-2765456. E-mail: emrgohspoutbreak@who.int
 Influenza monthly situation updates are available at: <http://www.emro.who.int/health-topics/influenza/regional-situation-update.html>