

Influenza situation in the Eastern Mediterranean Region

W15/2018 (from 08/04/2018 to 14/04/2018)

Source of data: EMFLU Network and FLUMART

Figure 1. Number of positive influenza cases and influenza positivity rate per week, 2017-2018

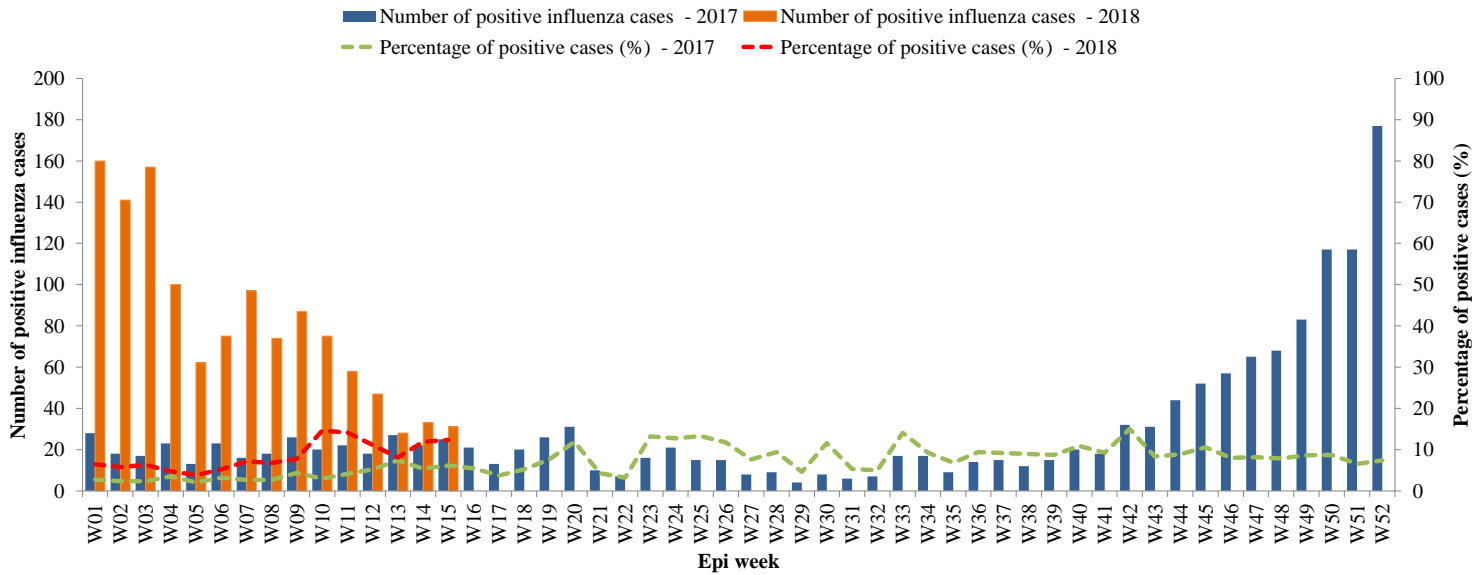


Figure 2. Percentage of circulating virus type by positive influenza cases

W40/2017 - W15/2018

Last 4 weeks

Flu A (H1N1)pdm09 Flu A (H3N2) Flu A (Not-subtyped) Flu B Flu A (H1N1)pdm09 Flu A (H3N2) Flu A (Not-subtyped) Flu B

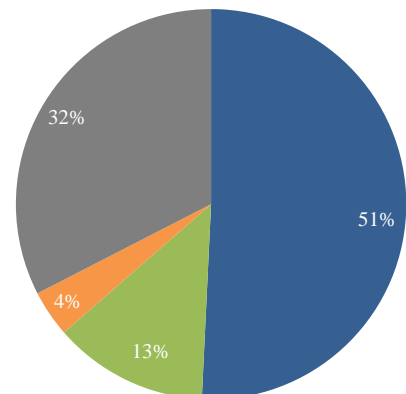
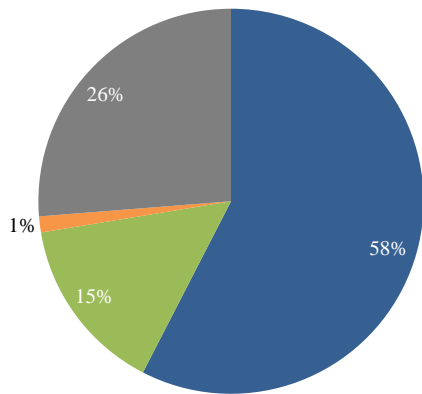


Table 1. Type and Number of influenza viruses detected from W40/2017 to W15/2018 and during last four weeks

Virus type	W40/2017-W15/2018	Last 4 weeks
	Number (%)	Number (%)
Flu A (H1N1)pdm09	12474 (58)	368 (51)
Flu A (H3N2)	3216 (15)	93 (13)
Flu A (Not-subtyped)	291 (1)	28 (4)
Flu B	5690 (26)	236 (33)
Total	21671	725

Figure 3. Comparison of respiratory pathogens detected from tested specimens by last 12 weeks W15/2018

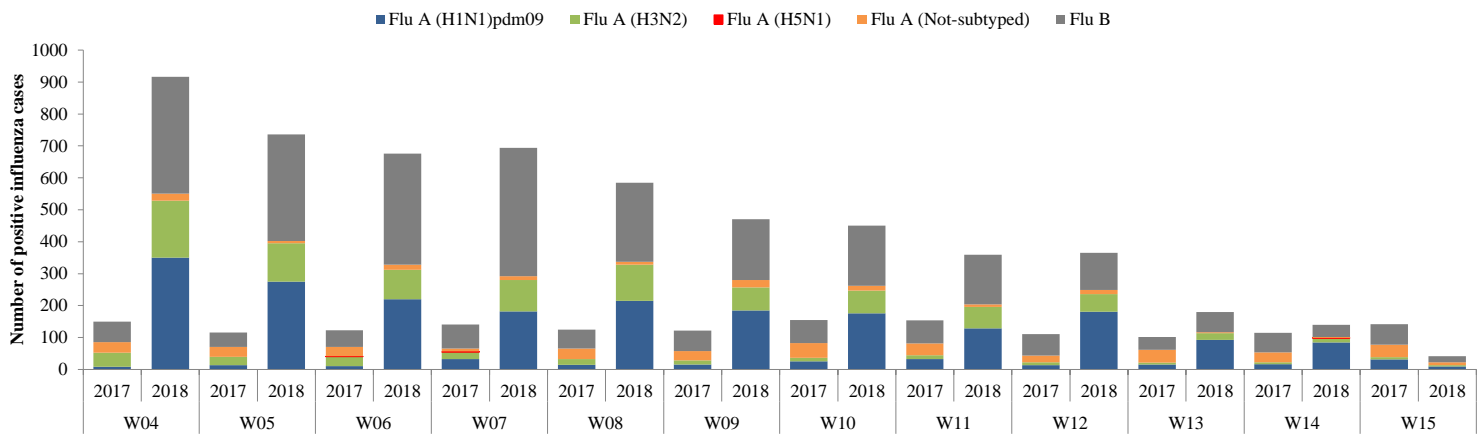


Figure 4. Age group distribution of influenza cases by virus type in the EMR from W40/2017 to W15/2018

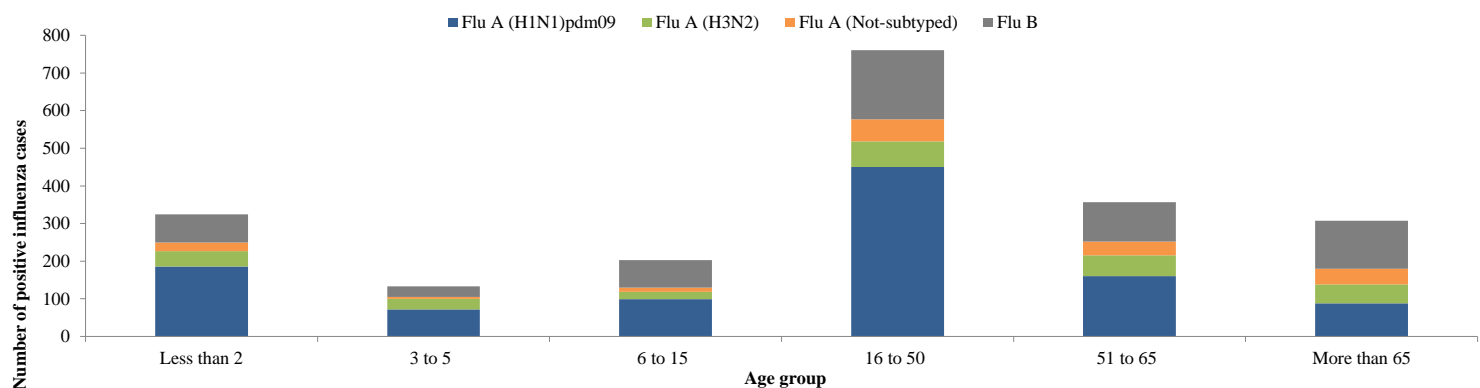


Table 2. Reported cases by country

W01-W15/2018

Country	Number of enrolled cases	Tested cases Number (%)	Influenza positive cases Number (%)	Positive cases			
				Flu A			Flu B
				Flu A (H1N1)pdm09	Flu A (H3N2)	Flu A (Not-subtyped)	Number (%)
Afghanistan	1237	1215 (98)	134 (11)	42 (31)	52 (39)	(-)	40 (30)
Bahrain	326	319 (98)	100 (31)	45 (45)	(-)	9 (9)	46 (46)
Egypt	4682	4682 (100)	1308 (28)	687 (53)	152 (12)	2 (0)	467 (36)
Iran (Islamic Republic of)	5628	5628 (100)	628 (11)	213 (34)	155 (25)	(-)	260 (41)
Iraq	1122	1122 (100)	275 (25)	200 (73)	8 (3)	(-)	67 (24)
Jordan	1023	1023 (100)	239 (23)	166 (69)	2 (1)	2 (1)	69 (29)
Kuwait	4264	4219 (99)	966 (23)	264 (27)	92 (10)	(-)	610 (63)
Lebanon	478	478 (100)	108 (23)	33 (31)	34 (31)	3 (3)	38 (35)
Morocco	930	930 (100)	268 (29)	44 (16)	102 (38)	(-)	122 (46)
occupied Palestinian territory	1041	1041 (100)	248 (24)	219 (88)	5 (2)	(-)	24 (10)
Pakistan	2605	2605 (100)	779 (30)	505 (65)	228 (29)	(-)	46 (6)
Qatar	11384	11384 (100)	2442 (21)	740 (30)	425 (17)	72 (3)	1205 (49)
Saudi Arabia	2647	2541 (96)	385 (15)	65 (17)	(-)	91 (24)	229 (59)
Syrian Arab Republic	68	68 (100)	22 (32)	10 (45)	(-)	3 (14)	9 (41)
Oman	2427	2332 (96)	327 (14)	99 (30)	39 (12)	(-)	189 (58)
Sudan	62	(-)	(-)	(-)	(-)	(-)	(-)
Tunisia	2016	1049 (52)	307 (29)	210 (68)	81 (26)	(-)	16 (5)
Yemen	280	(-)	(-)	(-)	(-)	(-)	(-)
Total	42220	40636 (96)	8536 (21)	3542 (41)	1375 (16)	182 (2)	3437 (40)

Published by the Infectious Hazard Management (IHM) unit, World Health Organization (WHO) Eastern Mediterranean Regional Office (EMRO), Cairo, Egypt.
 For Correspondence: Tel. + 20-2-22765492, Fax + 20-2-2765456. E-mail: emrgohspoutbreak@who.int
 Influenza monthly situation updates are available at: <http://www.emro.who.int/health-topics/influenza/regional-situation-update.html>