Patient Care Checklist

Influenza A (H1N1)

1 UPON ARRIVAL TO CLINICAL SETTING/TRIAGE

- ☐ Direct patient with flu-like symptoms to designated waiting area
- ☐ Provide instruction and materials to patient on respiratory hygiene/cough etiquette
- ☐ Put medical/surgical mask on patient if available and tolerable to patient



2 UPON INITIAL ASSESSMENT

- ☐ Record respiratory rate over one full minute and oxygen saturation if possible
- ☐ If respiratory rate is high or oxygen saturation is below 90% alert senior care staff for action
- ☐ Record history, including flu-like symptoms, date of onset, travel, contact with people who have flu-like symptoms, co-morbidities
- ☐ Consider specialized diagnostic tests (e.g. RT-PCR)
- ☐ Use medical/surgical mask, eye protection, gloves when taking respiratory samples
- ☐ Label specimen correctly and send as per local regulations with biohazard precautions
- ☐ Consider alternative or additional diagnoses
- ☐ Report suspected case to local authority

3 INITIAL AND ONGOING PATIENT MANAGEMENT

Supportive therapy for new influenza A (H1N1) patient as for any influenza patient including:

- ☐ Give oxygen to maintain oxygen saturation above 90% or if respiratory rate is elevated (when oxygen saturation monitor not available)
- ☐ Give paracetamol/acetaminophen if considering an antipyretic for patients less than 18 years old
- ☐ Give appropriate antibiotic if evidence of secondary bacterial infection (e.g. pneumonia)
- ☐ Consider alternative or additional diagnoses
- ☐ Decide on need for antivirals* (oseltamivir or zanamivir), considering contra-indications and drug interactions

4 BEFORE ENTRY TO DESIGNATED AREA (isolation room or cohort)

PATIENT

- ☐ Post restricted entry and infection control signs Provide dedicated patient equipment if available
- ☐ Ensure at least 1 metre (3.3 feet) between patients in cohort area
- ☐ Ensure local protocol for frequent linen and surface cleaning in place

STAFF AND VISITORS

- ☐ Put on medical/surgical mask
- ☐ Clean hands



5 DESIGNATED AREA

6 BEFORE LEAVING DESIGNATED AREA (isolation room or cohort)

PATIENT

- ☐ Provide instruction and materials to patient/caregiver on respiratory hygiene/cough etiquette
- ☐ Provide advice on home isolation, infection control and limiting social contact
- ☐ Record patient address and telephone number

STAFF AND VISITORS

- ☐ Remove any personal protective equipment (gloves, gown, mask, eye protection)
- ☐ Dispose of disposable items as per local protocol
- ☐ Clean hands
- ☐ Clean and disinfect dedicated patient equipment and personal equipment that has been in contact with patient
- ☐ Dispose of viral-contaminated waste as clinical waste

EXIT ENTERANCE

BEFORE PATIENT TRANSPORT/TRANSFER

- ☐ Put medical/surgical mask on patient if availableand tolerable to patient

BEFORE EVERY PATIENT CONTACT

- ☐ Put on medical/surgical mask
- ☐ Clean hands
- ☐ Put on eye protection, gown and gloves if there is risk of exposure to body fluids/splashes
- ☐ Change gloves (if applicable) and clean hands between patients
- ☐ Clean and disinfect personal/dedicated patient equipment between patients

IF USING AEROSOL-GENERATING PROCEDURES ALSO (e.g. intubation, bronchoscopy, CPR, suction)

- ☐ Allow entry of essential staff only
- ☐ Put on gown
- ☐ Put on particulate respirator (e.g. EU FFP2, US NIOSH-certified N95) if available
- ☐ Put on eye protection, and then put on gloves
- ☐ Perform planned procedure in an adequately ventilated room



6 BEFORE LEAVING DESIGNATED AREA (isolation room or cohort)

- ☐ Dispose of or clean and disinfect dedicated patient
- ☐ equipment as per local protocol
- ☐ Change and launder linen without shaking
- ☐ Clean surfaces as per local protocol
- ☐ Dispose of viral-contaminated waste as clinical waste



YAT Advertising

World Health Organization
Regional Office for the Eastern Mediterranean

This checklist is intended for use by hospital staff treating anyone with a medically suspected or confirmed case of new influenza A (H1N1) per local definition. This checklist highlights areas of care critical for the management of new influenza A (H1N1). It is not intended to replace routine care.